



# Doomben QLD Professional

## Race 1: TATTERSALL'S MEMBERSHIP BENCHMARK 78 Handicap - 2200m

25 November 2023 - 12:03



BRISBANE  
RACING CLUB

Track Rating: Soft 6, Weather: Showers, Rail Position: +4m Entire Course

Section		Overall	2000m	1800m	1600m	1400m	1200m	1000m	Last 600m				
Field Times		2:16.53 (0:14.12)	2:02.41 (0:11.41)	1:51.00 (0:11.96)	1:39.04 (0:12.73)	1:26.31 (0:13.24)	1:13.07 (0:12.62)	1:00.45 (0:11.93)	0:36.28				
Rank	TAB Horse/Jockey	Barrier	Top Speed [km/h]	Fastest Section									Distance Travelled [m]
1	5 KUREDER James Orman	9	65.1 2000m	0:11.21 2000m	2:16.53 [1] (0:14.94)	2:01.59 [7] (0:11.21)	1:50.38 [5] (0:12.03)	1:38.35 [6] (0:12.73)	1:25.62 [6] (0:13.14)	1:12.48 [6] (0:12.64)	0:59.84 [6] (0:11.92)	0:35.87	
2	6 SECURITY ADVISOR Melea Castle	6	64.4 Overall	0:11.42 2000m	2:16.80 [2] (0:14.22)	2:02.58 [2] (0:11.42)	1:51.16 [2] (0:11.98)	1:39.18 [2] (0:12.76)	1:26.42 [2] (0:13.08)	1:13.34 [1] (0:12.67)	1:00.67 [2] (0:11.90)	0:36.55	-8
3	3 FLYING JOY Mark Du Plessis	3	64.3 2000m	0:11.36 2000m	2:17.28 [3] (0:14.30)	2:02.98 [3] (0:11.36)	1:51.62 [3] (0:12.15)	1:39.47 [3] (0:12.76)	1:26.71 [3] (0:13.16)	1:13.55 [3] (0:12.65)	1:00.90 [4] (0:11.86)	0:36.73	-3
4	4 I AM THE EMPIRE Bailey Wheeler	7	65.1 2000m	0:11.46 2000m	2:17.36 [4] (0:14.36)	2:03.00 [4] (0:11.46)	1:51.54 [4] (0:12.09)	1:39.45 [4] (0:12.73)	1:26.72 [4] (0:13.13)	1:13.59 [4] (0:12.69)	1:00.90 [5] (0:11.92)	0:36.82	+3
5	8 BADER Luke Tarrant	5	63.5 2000m	0:11.43 2000m	2:17.75 [5] (0:14.76)	2:02.99 [5] (0:11.43)	1:51.56 [6] (0:11.94)	1:39.62 [5] (0:12.65)	1:26.97 [5] (0:13.18)	1:13.79 [5] (0:12.74)	1:01.05 [7] (0:11.97)	0:36.98	-8
6	1 OSTERMEIER Cejay Graham	2	63.7 2000m	0:11.50 2000m	2:18.05 [6] (0:15.53)	2:02.52 [8] (0:11.50)	1:51.02 [8] (0:11.70)	1:39.32 [8] (0:12.44)	1:26.88 [8] (0:13.47)	1:13.41 [8] (0:12.50)	1:00.91 [8] (0:11.98)	0:36.97	-1
7	7 MT MORT SHARK Samantha Collett	4	62.4 2000m	0:11.66 2000m	2:18.46 [7] (0:14.92)	2:03.54 [6] (0:11.66)	1:51.88 [7] (0:12.11)	1:39.77 [7] (0:12.35)	1:27.42 [7] (0:13.03)	1:14.39 [7] (0:12.01)	1:02.38 [1] (0:11.93)	0:38.18	+0
8	2 EARLY THOUGHTS Jake Bayliss	1	65.9 Overall	0:11.41 2000m	2:19.62 [8] (0:14.12)	2:05.50 [1] (0:11.41)	1:54.09 [1] (0:11.96)	1:42.13 [1] (0:12.73)	1:29.40 [1] (0:13.25)	1:16.15 [2] (0:12.72)	1:03.43 [3] (0:12.13)	0:39.13	-13

Scratched: Chief Command (#9)



# Doomben QLD Professional

## Race 1: TATTERSALL'S MEMBERSHIP BENCHMARK 78 Handicap - 2200m

25 November 2023 - 12:03



BRISBANE  
RACING CLUB

Track Rating: Soft 6, Weather: Showers, Rail Position: +4m Entire Course

Section						800m	600m	400m	200m	Last 600m	
Field Times						0:48.52 (0:12.24)	0:36.28 (0:12.11)	0:24.17 (0:11.90)	0:12.27 (0:12.27)	0:36.28	
Rank	TAB Horse/Jockey	Barrier	Top Speed [km/h]	Fastest Section					Margin	Distance Travelled [m]	
1	5 KUREDER James Orman	9	65.1 2000m	0:11.21 2000m	0:47.92 [6] (0:12.05)	0:35.87 [6] (0:11.94)	0:23.93 [3] (0:11.66)	0:12.27 [1] (0:12.27)	2:16.53	0:35.87	
2	6 SECURITY ADVISOR Melea Castle	6	64.4 Overall	0:11.42 2000m	0:48.77 [2] (0:12.22)	0:36.55 [1] (0:12.11)	0:24.44 [1] (0:11.92)	0:12.52 [2] (0:12.52)	1.59L	0:36.55 -8	
3	3 FLYING JOY Mark Du Plessis	3	64.3 2000m	0:11.36 2000m	0:49.04 [3] (0:12.31)	0:36.73 [5] (0:12.12)	0:24.61 [6] (0:11.95)	0:12.66 [4] (0:12.66)	4.42L	0:36.73 -3	
4	4 I AM THE EMPIRE Bailey Wheeler	7	65.1 2000m	0:11.46 2000m	0:48.98 [5] (0:12.16)	0:36.82 [4] (0:12.06)	0:24.76 [4] (0:11.85)	0:12.91 [3] (0:12.91)	4.85L	0:36.82 +3	
5	8 BADER Luke Tarrant	5	63.5 2000m	0:11.43 2000m	0:49.08 [7] (0:12.10)	0:36.98 [7] (0:12.09)	0:24.89 [7] (0:11.95)	0:12.94 [5] (0:12.94)	7.18L	0:36.98 -8	
6	1 OSTERMEIER Cejay Graham	2	63.7 2000m	0:11.50 2000m	0:48.93 [8] (0:11.96)	0:36.97 [8] (0:12.01)	0:24.96 [8] (0:11.94)	0:13.02 [7] (0:13.02)	8.93L	0:36.97 -1	
7	7 MT MORT SHARK Samantha Collett	4	62.4 2000m	0:11.66 2000m	0:50.45 [1] (0:12.27)	0:38.18 [2] (0:12.16)	0:26.02 [2] (0:12.40)	0:13.62 [6] (0:13.62)	11.32L	0:38.18 +0	
8	2 EARLY THOUGHTS Jake Bayliss	1	65.9 Overall	0:11.41 2000m	0:51.30 [4] (0:12.17)	0:39.13 [3] (0:12.16)	0:26.97 [5] (0:12.45)	0:14.52 [8] (0:14.52)	18.18L	0:39.13 -13	

Scratched: Chief Command (#9)

[ ] Ranking at each section and finish  
 -:-:- No data available at this section  
 NA No data available

SCN Saddle cloth number  
 DNF Did not finish  
 DNT Did not track



Horse/Jockey Name	Kureder
Final Rank	1
Fastest Section Time (Section)	0:11.21 (2000m)
Top Speed [km/h] (Section)	65.1 (2000m)
Race State	Finished

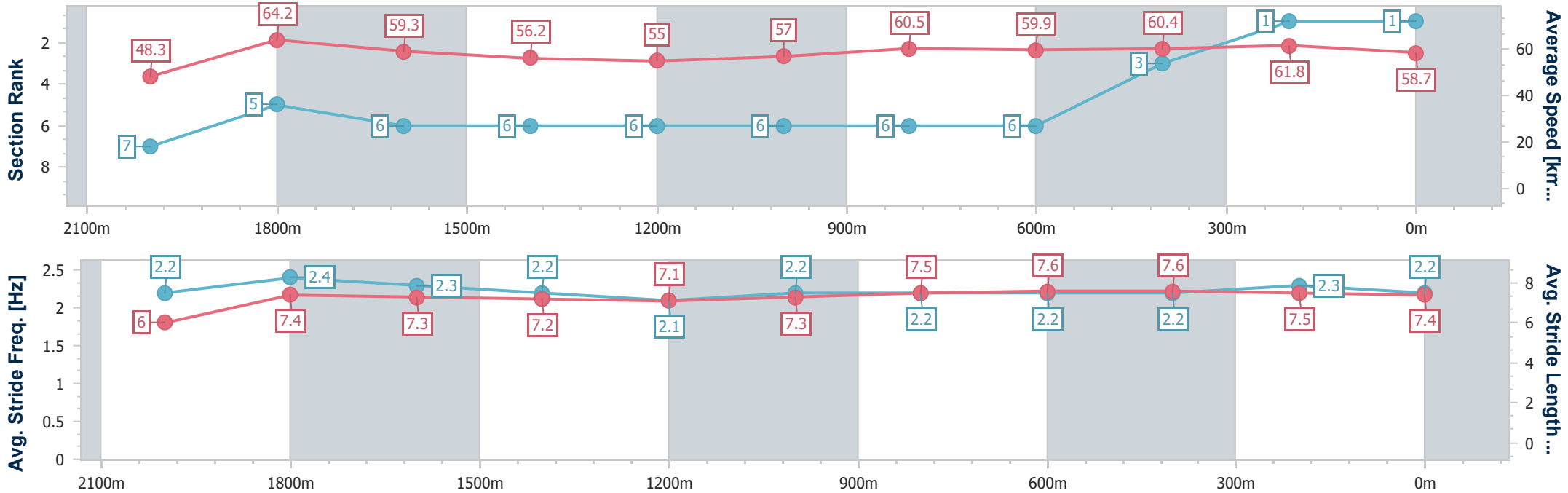


**Doomben QLD Professional**  
**Race 1: TATTERSALL'S MEMBERSHIP BENCHMARK 78**  
 Handicap - 2200m  
 25 November 2023 - 12:03  
 Track Rating: Soft 6, Weather: Showers, Rail Position: +4m Entire Course



BRISBANE  
RACING CLUB

Section	Overall	2000m	1800m	1600m	1400m	1200m	1000m	800m	600m	400m	200m		
Section Times	2:16.53 [1] (0:14.94)	2:01.59 [7] (0:11.21)	1:50.38 [5] (0:12.03)	1:38.35 [6] (0:12.73)	1:25.62 [6] (0:13.14)	1:12.48 [6] (0:12.64)	0:59.84 [6] (0:11.92)	0:47.92 [6] (0:12.05)	0:35.87 [6] (0:11.94)	0:23.93 [3] (0:11.66)	0:12.27 [1] (0:12.27)		
Average Speed [km/h]	48.3	64.2	59.3	56.2	55.0	57.0	60.5	59.9	60.4	61.8	58.7		
Top Speed [km/h]	62.4	65.1	63.3	58.2	56.2	58.4	62.4	61.1	61.1	63.0	61.0		
Avg. Dist. to Rail [m]	3.8	0.2	1.5	0.8	0.5	0.9	1.4	0.6	0.4	1.4	0.7		
Avg. Stride Freq. [Hz]	2.2	2.4	2.3	2.2	2.1	2.2	2.2	2.2	2.2	2.3	2.2		
Avg. Stride Length [m]	6.0	7.4	7.3	7.2	7.1	7.3	7.5	7.6	7.6	7.5	7.4		



- [ ] Ranking at each section and finish
- .-.- No data available at this section
- NA No data available



Horse/Jockey Name	Security Advisor
Final Rank	2
Fastest Section Time (Section)	0:11.42 (2000m)
Top Speed [km/h] (Section)	64.4 (Overall)
Race State	Finished



**Doomben QLD Professional**  
**Race 1: TATTERSALL'S MEMBERSHIP BENCHMARK 78**  
 Handicap - 2200m

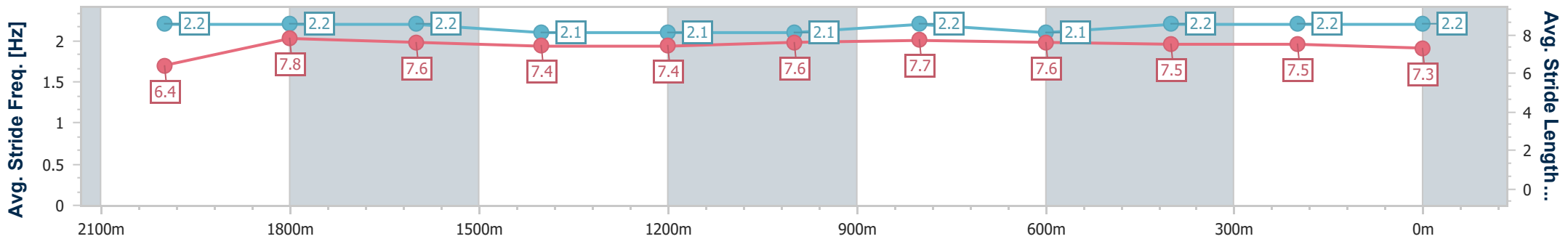
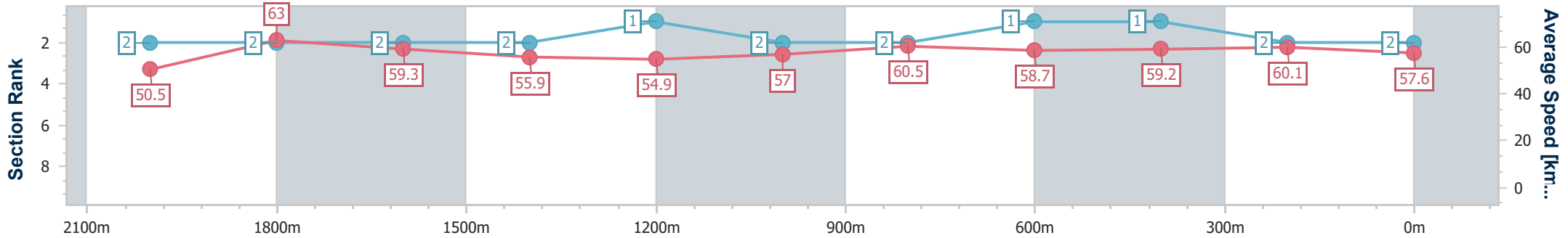
25 November 2023 - 12:03

Track Rating: Soft 6, Weather: Showers, Rail Position: +4m Entire Course



BRISBANE  
RACING CLUB

Section	Overall	2000m	1800m	1600m	1400m	1200m	1000m	800m	600m	400m	200m
Section Times	2:16.80 [2] (0:14.22)	2:02.58 [2] (0:11.42)	1:51.16 [2] (0:11.98)	1:39.18 [2] (0:12.76)	1:26.42 [2] (0:13.08)	1:13.34 [1] (0:12.67)	1:00.67 [2] (0:11.90)	0:48.77 [2] (0:12.22)	0:36.55 [1] (0:12.11)	0:24.44 [1] (0:11.92)	0:12.52 [2] (0:12.52)
Average Speed [km/h]	50.5	63.0	59.3	55.9	54.9	57.0	60.5	58.7	59.2	60.1	57.6
Top Speed [km/h]	64.4	64.3	62.4	57.4	56.0	60.0	62.1	59.4	60.0	60.8	60.5
Avg. Dist. to Rail [m]	3.2	1.3	2.5	2.2	0.5	0.6	0.5	0.5	1.0	1.4	2.1
Avg. Stride Freq. [Hz]	2.2	2.2	2.2	2.1	2.1	2.1	2.2	2.1	2.2	2.2	2.2
Avg. Stride Length [m]	6.4	7.8	7.6	7.4	7.4	7.6	7.7	7.6	7.5	7.5	7.3



- [ ] Ranking at each section and finish
- .-.- No data available at this section
- NA No data available



Horse/Jockey Name	Flying Joy
Final Rank	3
Fastest Section Time (Section)	0:11.36 (2000m)
Top Speed [km/h] (Section)	64.3 (2000m)
Race State	Finished

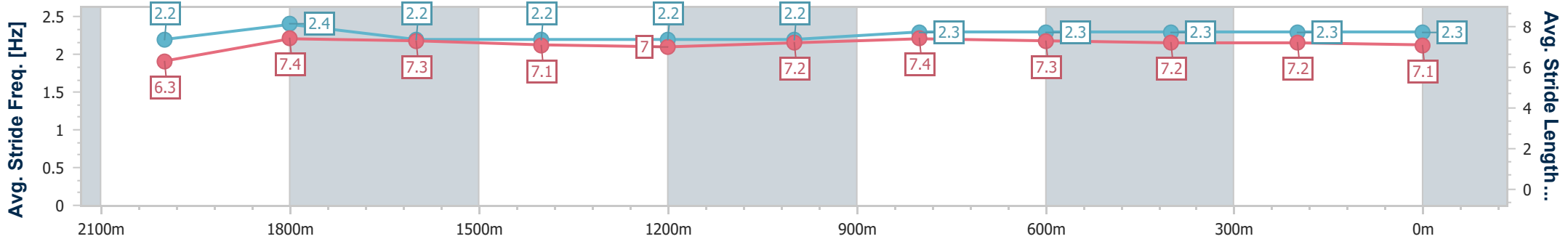
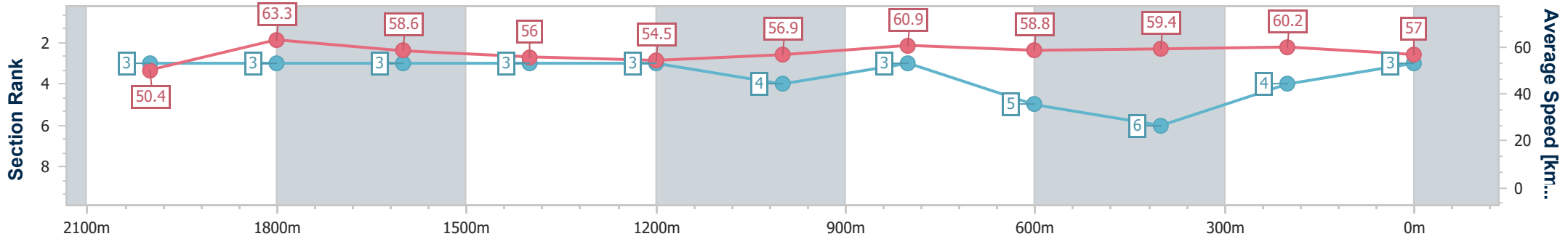


**Doomben QLD Professional**  
**Race 1: TATTERSALL'S MEMBERSHIP BENCHMARK 78**  
 Handicap - 2200m  
 25 November 2023 - 12:03  
 Track Rating: Soft 6, Weather: Showers, Rail Position: +4m Entire Course



BRISBANE  
RACING CLUB

Section	Overall	2000m	1800m	1600m	1400m	1200m	1000m	800m	600m	400m	200m
Section Times	2:17.28 [3] (0:14.30)	2:02.98 [3] (0:11.36)	1:51.62 [3] (0:12.15)	1:39.47 [3] (0:12.76)	1:26.71 [3] (0:13.16)	1:13.55 [3] (0:12.65)	1:00.90 [4] (0:11.86)	0:49.04 [3] (0:12.31)	0:36.73 [5] (0:12.12)	0:24.61 [6] (0:11.95)	0:12.66 [4] (0:12.66)
Average Speed [km/h]	50.4	63.3	58.6	56.0	54.5	56.9	60.9	58.8	59.4	60.2	57.0
Top Speed [km/h]	63.3	64.3	61.9	57.3	55.8	58.7	62.0	59.8	60.5	61.1	59.4
Avg. Dist. to Rail [m]	1.1	1.1	2.0	1.9	0.7	0.2	1.0	1.2	0.5	1.4	1.9
Avg. Stride Freq. [Hz]	2.2	2.4	2.2	2.2	2.2	2.2	2.3	2.3	2.3	2.3	2.3
Avg. Stride Length [m]	6.3	7.4	7.3	7.1	7.0	7.2	7.4	7.3	7.2	7.2	7.1



- [ ] Ranking at each section and finish
- .-.- No data available at this section
- NA No data available



Horse/Jockey Name	I Am The Empire
Final Rank	4
Fastest Section Time (Section)	0:11.46 (2000m)
Top Speed [km/h] (Section)	65.1 (2000m)
Race State	Finished



**Doomben QLD Professional**  
**Race 1: TATTERSALL'S MEMBERSHIP BENCHMARK 78**  
 Handicap - 2200m

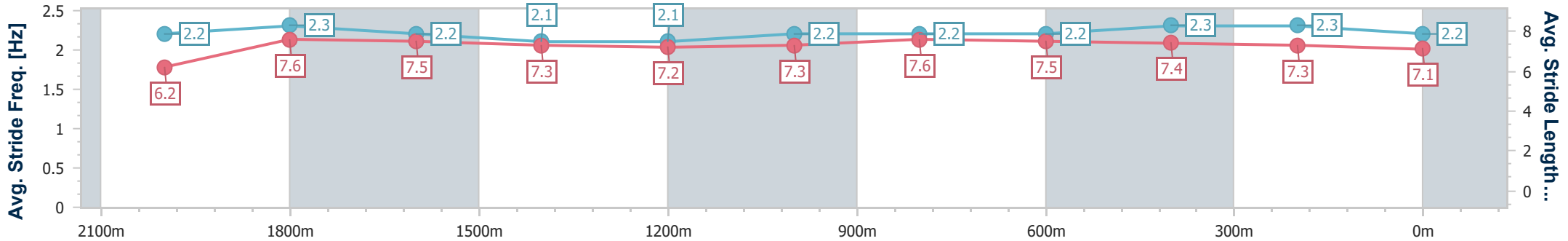
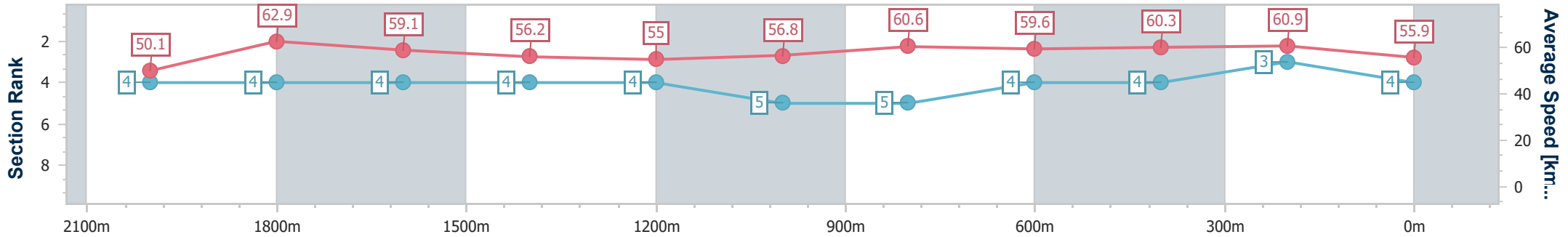


25 November 2023 - 12:03

Track Rating: Soft 6, Weather: Showers, Rail Position: +4m Entire Course

BRISBANE RACING CLUB

Section	Overall	2000m	1800m	1600m	1400m	1200m	1000m	800m	600m	400m	200m
Section Times	2:17.36 [4] (0:14.36)	2:03.00 [4] (0:11.46)	1:51.54 [4] (0:12.09)	1:39.45 [4] (0:12.73)	1:26.72 [4] (0:13.13)	1:13.59 [4] (0:12.69)	1:00.90 [5] (0:11.92)	0:48.98 [5] (0:12.16)	0:36.82 [4] (0:12.06)	0:24.76 [4] (0:11.85)	0:12.91 [3] (0:12.91)
Average Speed [km/h]	50.1	62.9	59.1	56.2	55.0	56.8	60.6	59.6	60.3	60.9	55.9
Top Speed [km/h]	63.8	65.1	60.4	58.0	56.7	57.6	63.3	60.3	60.6	62.4	59.3
Avg. Dist. to Rail [m]	4.4	1.1	1.7	0.9	0.8	1.1	1.4	1.6	1.8	1.2	0.9
Avg. Stride Freq. [Hz]	2.2	2.3	2.2	2.1	2.1	2.2	2.2	2.2	2.3	2.3	2.2
Avg. Stride Length [m]	6.2	7.6	7.5	7.3	7.2	7.3	7.6	7.5	7.4	7.3	7.1



- [ ] Ranking at each section and finish
- .-.- No data available at this section
- NA No data available



Horse/Jockey Name	Bader
Final Rank	5
Fastest Section Time (Section)	0:11.43 (2000m)
Top Speed [km/h] (Section)	63.5 (2000m)
Race State	Finished

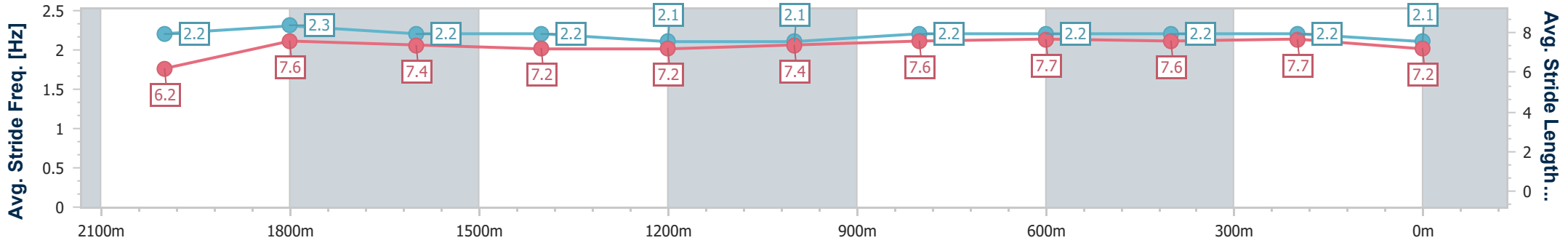
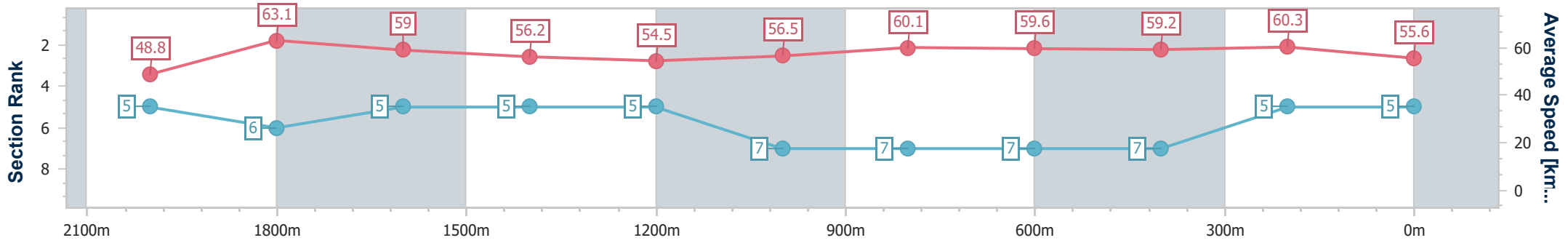


**Doomben QLD Professional**  
**Race 1: TATTERSALL'S MEMBERSHIP BENCHMARK 78**  
 Handicap - 2200m  
 25 November 2023 - 12:03  
 Track Rating: Soft 6, Weather: Showers, Rail Position: +4m Entire Course



BRISBANE  
RACING CLUB

Section	Overall	2000m	1800m	1600m	1400m	1200m	1000m	800m	600m	400m	200m
Section Times	2:17.75 [5] (0:14.76)	2:02.99 [5] (0:11.43)	1:51.56 [6] (0:11.94)	1:39.62 [5] (0:12.65)	1:26.97 [5] (0:13.18)	1:13.79 [5] (0:12.74)	1:01.05 [7] (0:11.97)	0:49.08 [7] (0:12.10)	0:36.98 [7] (0:12.09)	0:24.89 [7] (0:11.95)	0:12.94 [5] (0:12.94)
Average Speed [km/h]	48.8	63.1	59.0	56.2	54.5	56.5	60.1	59.6	59.2	60.3	55.6
Top Speed [km/h]	63.1	63.5	62.2	57.9	55.5	57.5	61.3	60.6	59.6	61.8	59.8
Avg. Dist. to Rail [m]	2.7	1.5	3.3	3.0	0.8	0.2	0.4	0.2	0.3	1.7	3.2
Avg. Stride Freq. [Hz]	2.2	2.3	2.2	2.2	2.1	2.1	2.2	2.2	2.2	2.2	2.1
Avg. Stride Length [m]	6.2	7.6	7.4	7.2	7.2	7.4	7.6	7.7	7.6	7.7	7.2



- [ ] Ranking at each section and finish
- .-.- No data available at this section
- NA No data available



Horse/Jockey Name	Ostermeier
Final Rank	6
Fastest Section Time (Section)	0:11.50 (2000m)
Top Speed [km/h] (Section)	63.7 (2000m)
Race State	Finished

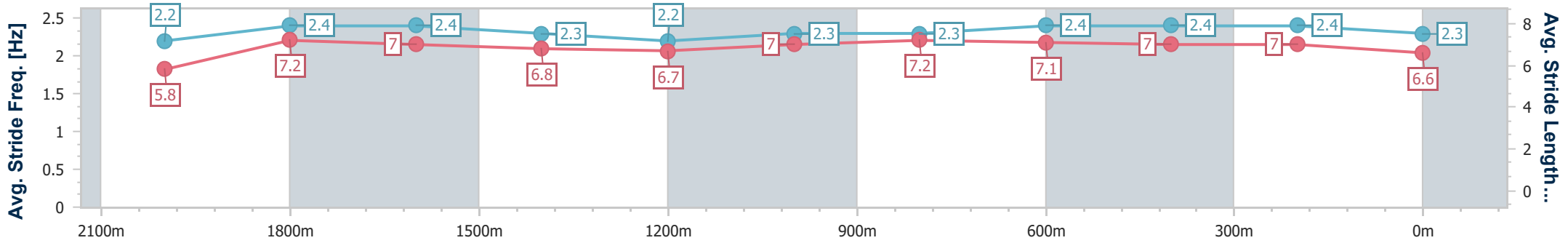
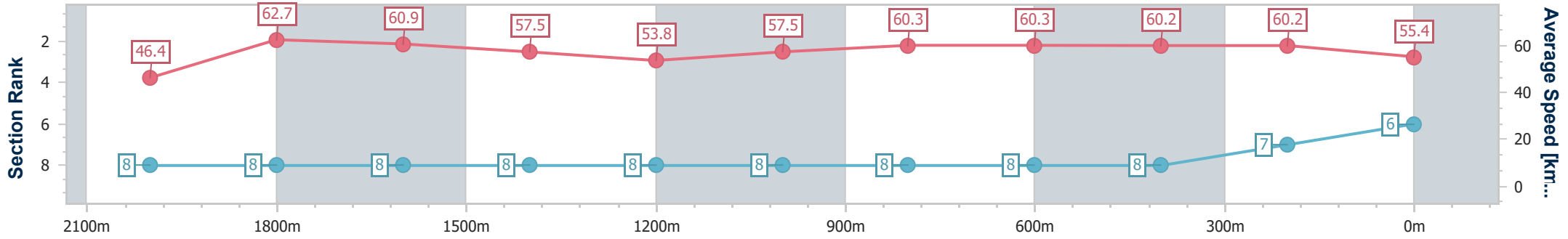


**Doomben QLD Professional**  
**Race 1: TATTERSALL'S MEMBERSHIP BENCHMARK 78**  
 Handicap - 2200m  
 25 November 2023 - 12:03  
 Track Rating: Soft 6, Weather: Showers, Rail Position: +4m Entire Course



BRISBANE  
RACING CLUB

Section	Overall	2000m	1800m	1600m	1400m	1200m	1000m	800m	600m	400m	200m	
Section Times	2:18.05 [6] (0:15.53)	2:02.52 [8] (0:11.50)	1:51.02 [8] (0:11.70)	1:39.32 [8] (0:12.44)	1:26.88 [8] (0:13.47)	1:13.41 [8] (0:12.50)	1:00.91 [8] (0:11.98)	0:48.93 [8] (0:11.96)	0:36.97 [8] (0:12.01)	0:24.96 [8] (0:11.94)	0:13.02 [7] (0:13.02)	
Average Speed [km/h]	46.4	62.7	60.9	57.5	53.8	57.5	60.3	60.3	60.2	60.2	55.4	
Top Speed [km/h]	61.8	63.7	63.5	59.3	55.6	58.9	62.4	61.8	60.8	60.9	59.3	
Avg. Dist. to Rail [m]	1.8	2.0	2.0	1.4	0.6	0.9	0.9	0.3	0.5	2.6	4.5	
Avg. Stride Freq. [Hz]	2.2	2.4	2.4	2.3	2.2	2.3	2.3	2.4	2.4	2.4	2.3	
Avg. Stride Length [m]	5.8	7.2	7.0	6.8	6.7	7.0	7.2	7.1	7.0	7.0	6.6	



- [ ] Ranking at each section and finish
- .-.- No data available at this section
- NA No data available





Horse/Jockey Name	Mt Mort Shark
Final Rank	7
Fastest Section Time (Section)	0:11.66 (2000m)
Top Speed [km/h] (Section)	62.4 (2000m)
Race State	Finished

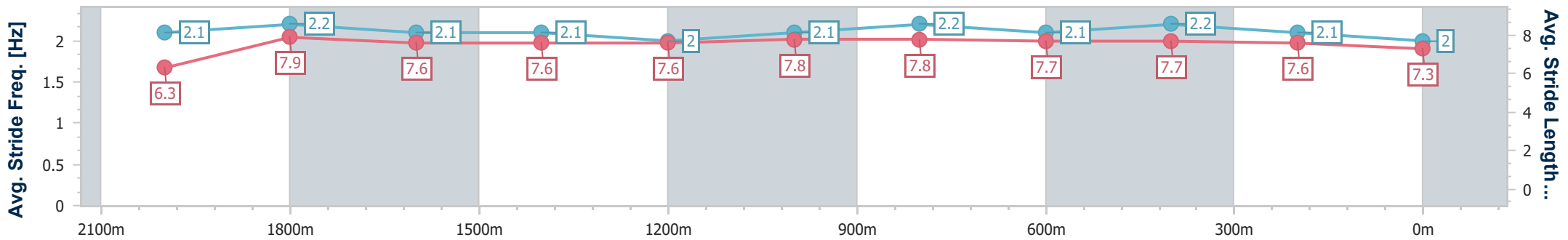
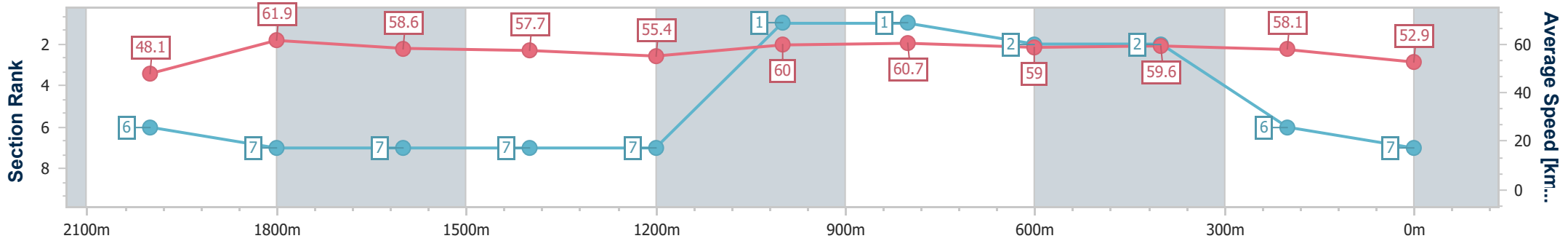


**Doomben QLD Professional**  
**Race 1: TATTERSALL'S MEMBERSHIP BENCHMARK 78**  
 Handicap - 2200m  
 25 November 2023 - 12:03  
 Track Rating: Soft 6, Weather: Showers, Rail Position: +4m Entire Course



BRISBANE  
RACING CLUB

Section	Overall	2000m	1800m	1600m	1400m	1200m	1000m	800m	600m	400m	200m
Section Times	2:18.46 [7] (0:14.92)	2:03.54 [6] (0:11.66)	1:51.88 [7] (0:12.11)	1:39.77 [7] (0:12.35)	1:27.42 [7] (0:13.03)	1:14.39 [7] (0:12.01)	1:02.38 [1] (0:11.93)	0:50.45 [1] (0:12.27)	0:38.18 [2] (0:12.16)	0:26.02 [2] (0:12.40)	0:13.62 [6] (0:13.62)
Average Speed [km/h]	48.1	61.9	58.6	57.7	55.4	60.0	60.7	59.0	59.6	58.1	52.9
Top Speed [km/h]	61.6	62.4	60.9	59.2	58.8	61.6	61.9	60.1	60.4	59.0	56.5
Avg. Dist. to Rail [m]	1.5	2.4	2.2	2.1	1.0	2.4	2.0	1.5	1.5	0.3	0.2
Avg. Stride Freq. [Hz]	2.1	2.2	2.1	2.1	2.0	2.1	2.2	2.1	2.2	2.1	2.0
Avg. Stride Length [m]	6.3	7.9	7.6	7.6	7.6	7.8	7.8	7.7	7.7	7.6	7.3



- [ ] Ranking at each section and finish
- .-.- No data available at this section
- NA No data available



Horse/Jockey Name	Early Thoughts
Final Rank	8
Fastest Section Time (Section)	0:11.41 (2000m)
Top Speed [km/h] (Section)	65.9 (Overall)
Race State	Finished

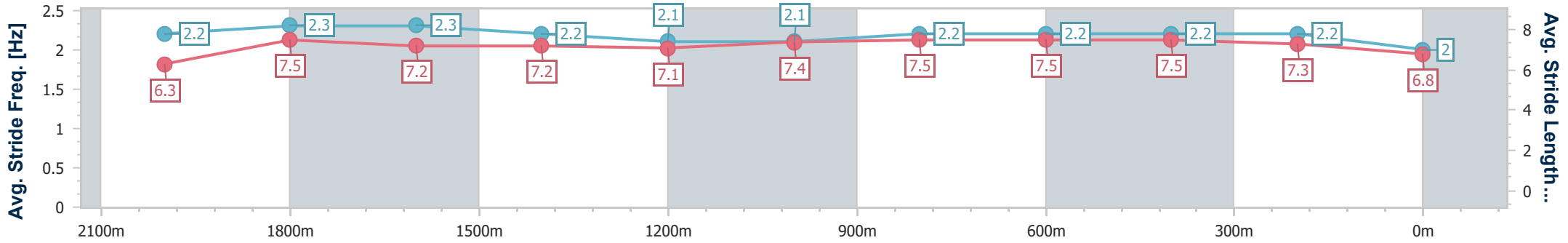
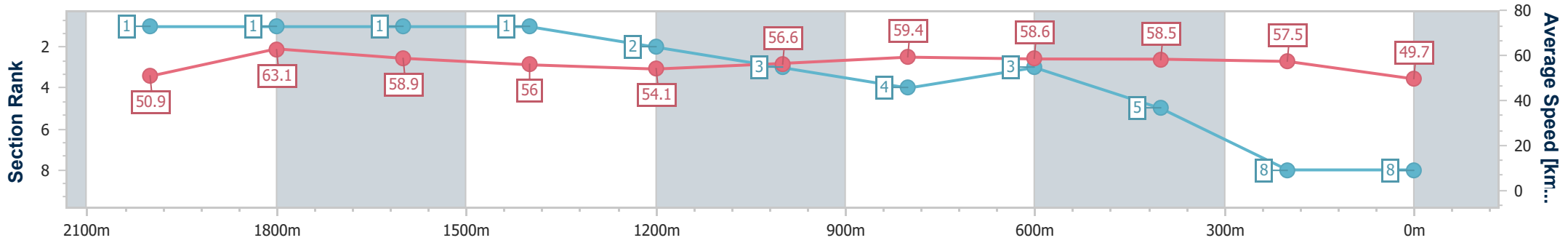


**Doomben QLD Professional**  
**Race 1: TATTERSALL'S MEMBERSHIP BENCHMARK 78**  
**Handicap - 2200m**  
 25 November 2023 - 12:03  
 Track Rating: Soft 6, Weather: Showers, Rail Position: +4m Entire Course



BRISBANE RACING CLUB

Section	Overall	2000m	1800m	1600m	1400m	1200m	1000m	800m	600m	400m	200m
Section Times	2:19.62 [8] (0:14.12)	2:05.50 [1] (0:11.41)	1:54.09 [1] (0:11.96)	1:42.13 [1] (0:12.73)	1:29.40 [1] (0:13.25)	1:16.15 [2] (0:12.72)	1:03.43 [3] (0:12.13)	0:51.30 [4] (0:12.17)	0:39.13 [3] (0:12.16)	0:26.97 [5] (0:12.45)	0:14.52 [8] (0:14.52)
Average Speed [km/h]	50.9	63.1	58.9	56.0	54.1	56.6	59.4	58.6	58.5	57.5	49.7
Top Speed [km/h]	65.9	65.8	61.9	57.7	55.7	58.9	60.5	59.4	59.0	59.2	54.6
Avg. Dist. to Rail [m]	2.7	3.1	3.7	3.2	0.5	0.3	0.6	1.7	2.1	1.8	1.3
Avg. Stride Freq. [Hz]	2.2	2.3	2.3	2.2	2.1	2.1	2.2	2.2	2.2	2.2	2.0
Avg. Stride Length [m]	6.3	7.5	7.2	7.2	7.1	7.4	7.5	7.5	7.5	7.3	6.8



- [ ] Ranking at each section and finish
- .-.- No data available at this section
- NA No data available