

Track Rating: Synthetic , Weather: Overcast, Rail Position: True

| Section | | Field Times | | | | | | | | | | Last 600m | | |
|---------|-----|--|----------------------|----------------------|----------------------|---------------------------|---------------------------|---------------------------|---------------------------|---------------------------|---------------------------|-----------|------------------------|----|
| | | Overall | 1000m | 800m | 600m | 400m | 200m | | | | | | 0:34.85 | |
| | | 1:01.44 (0:04.95) | 0:56.49 (0:10.92) | 0:45.57 (0:10.72) | 0:34.85 (0:11.49) | 0:23.36 (0:11.71) | 0:11.65 (0:11.65) | | | | | | | |
| Rank | TAB | Horse/Jockey | Barrier | Top Speed [km/h] | Fastest Section | | | | | | | Margin | Distance Travelled [m] | |
| 1 | 4 | ROMAN HUSSLER Paul Hammersley | 8 | 69.3 800m | 0:04.95 Overall | 1:01.44 [1] (0:04.95) | 0:56.49 [1] (0:11.19) | 0:45.30 [5] (0:10.83) | 0:34.47 [3] (0:11.36) | 0:23.11 [4] (0:11.46) | 0:11.65 [1] (0:11.65) | 1:01.44 | 0:34.47 | |
| 2 | 6 | BOOM CRUSHER Jai Williams | 10 | 68.3 1000m | 0:05.08 Overall | 1:01.75 [2] (0:05.08) | 0:56.67 [7] (0:11.21) | 0:45.46 [7] (0:10.83) | 0:34.63 [7] (0:11.31) | 0:23.32 [6] (0:11.62) | 0:11.70 [3] (0:11.70) | 1.8L | 0:34.63 | -2 |
| 3 | 12 | NEEDAWINNA Casey Waddell | 4 | 70.3 1000m | 0:05.12 Overall | 1:01.80 [3] (0:05.12) | 0:56.68 [8] (0:10.76) | 0:45.92 [2] (0:10.71) | 0:35.21 [1] (0:11.49) | 0:23.72 [1] (0:11.75) | 0:11.97 [2] (0:11.97) | 2L | 0:35.21 | -9 |
| 4 | 8 | SPECIALTIE Scott Galloway | 6 | 68.7 800m | 0:05.25 Overall | 1:02.31 [4] (0:05.25) | 0:57.06 [10] (0:11.26) | 0:45.80 [9] (0:10.87) | 0:34.93 [9] (0:11.24) | 0:23.69 [9] (0:11.76) | 0:11.93 [8] (0:11.93) | 5L | 0:34.93 | -1 |
| 5 | 11 | POLENS Emily Lang | 1 | 69.2 1000m | 0:05.04 Overall | 1:02.47 [5] (0:05.04) | 0:57.43 [5] (0:11.06) | 0:46.37 [3] (0:10.94) | 0:35.43 [5] (0:11.34) | 0:24.09 [5] (0:11.81) | 0:12.28 [6] (0:12.28) | 5.8L | 0:35.43 | -5 |
| 6 | 1 | GUS THE BUS Jason Taylor | 3 | 68.7 800m | 0:05.03 Overall | 1:02.68 [6] (0:05.03) | 0:57.65 [4] (0:11.17) | 0:46.48 [6] (0:10.79) | 0:35.69 [4] (0:11.29) | 0:24.40 [3] (0:11.90) | 0:12.50 [5] (0:12.50) | 7.1L | 0:35.69 | -6 |
| 7 | 2 | LITTLE RED POWER Wanderson D'Avila | 13 | 69.7 1000m | 0:05.01 Overall | 1:02.80 [7] (0:05.01) | 0:57.79 [3] (0:11.11) | 0:46.68 [4] (0:10.99) | 0:35.69 [6] (0:11.42) | 0:24.27 [8] (0:11.90) | 0:12.37 [9] (0:12.37) | 7.6L | 0:35.69 | +3 |
| 8 | 3 | NOW AND BEN Michael Cahill | 7 | 70.6 1000m | 0:05.05 Overall | 1:02.88 [8] (0:05.05) | 0:57.83 [6] (0:10.82) | 0:47.01 [1] (0:10.83) | 0:36.18 [2] (0:11.47) | 0:24.71 [2] (0:11.93) | 0:12.78 [4] (0:12.78) | 8L | 0:36.18 | -5 |
| 9 | 10 | MARALAH Michael Schrapel | 12 | 69.2 800m | 0:05.00 Overall | 1:02.91 [9] (0:05.00) | 0:57.91 [2] (0:11.60) | 0:46.31 [10] (0:11.05) | 0:35.26 [10] (0:11.08) | 0:24.18 [10] (0:11.83) | 0:12.35 [10] (0:12.35) | 8.1L | 0:35.26 | +0 |
| 10 | 5 | TRACONI'S PRIDE Jag Guthmann-Chester | 5 | 68.3 800m | 0:05.24 Overall | 1:03.36 [10] (0:05.24) | 0:58.12 [9] (0:11.09) | 0:47.03 [8] (0:10.98) | 0:36.05 [8] (0:11.15) | 0:24.90 [7] (0:11.90) | 0:13.00 [7] (0:13.00) | 10.6L | 0:36.05 | -6 |

Scratched: Win And Tonic (#9), Destiny's Dancer (#13), Pillager (#7)



| | |
|--------------------------------|-------------------|
| Horse/Jockey Name | Roman Hussler |
| Final Rank | 1 |
| Fastest Section Time (Section) | 0:04.95 (Overall) |
| Top Speed [km/h] (Section) | 69.3 (800m) |
| Race State | Finished |



Aquis Park Gold Coast Poly QLD Professional

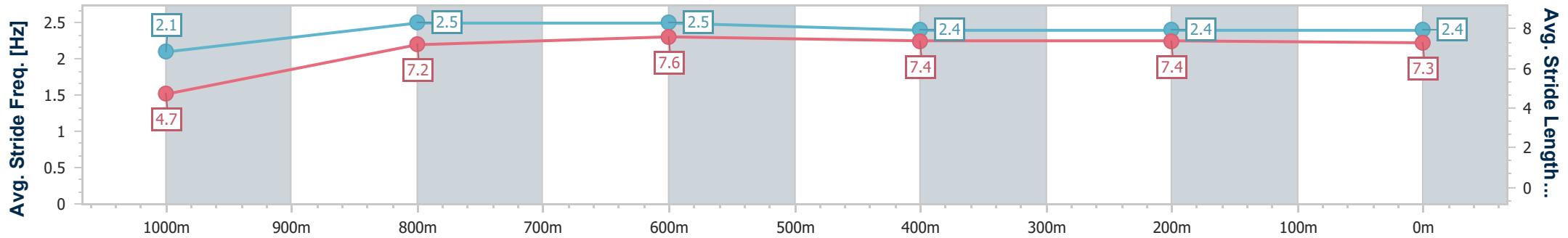
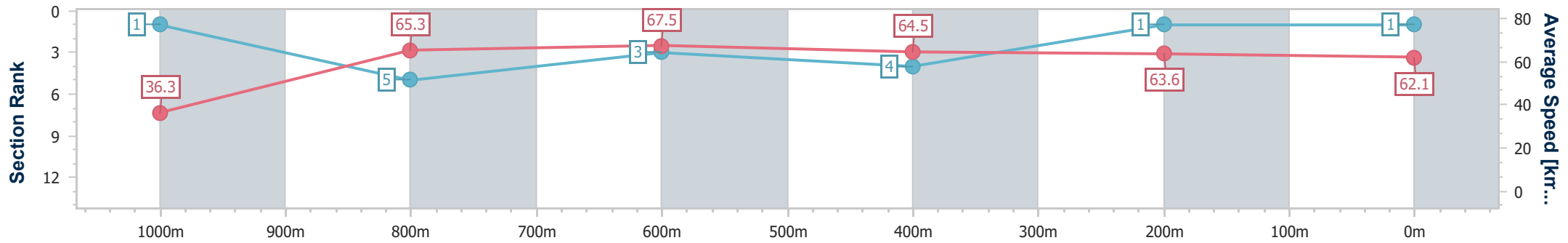
Race 6: BRISBANE LIONS Maiden Plate - 1050m



25 November 2023 - 16:12

Track Rating: Synthetic , Weather: Overcast, Rail Position: True

| Section | Overall | 1000m | 800m | 600m | 400m | 200m |
|------------------------|--------------------------|--------------------------|--------------------------|--------------------------|--------------------------|--------------------------|
| Section Times | 1:01.44 [1] (0:04.95) | 0:56.49 [1] (0:11.19) | 0:45.30 [5] (0:10.83) | 0:34.47 [3] (0:11.36) | 0:23.11 [4] (0:11.46) | 0:11.65 [1] (0:11.65) |
| Average Speed [km/h] | 36.3 | 65.3 | 67.5 | 64.5 | 63.6 | 62.1 |
| Top Speed [km/h] | 56.1 | 68.0 | 69.3 | 66.9 | 66.1 | 63.8 |
| Avg. Dist. to Rail [m] | 8.3 | 5.2 | 3.1 | 3.5 | 3.9 | 2.3 |
| Avg. Stride Freq. [Hz] | 2.1 | 2.5 | 2.5 | 2.4 | 2.4 | 2.4 |
| Avg. Stride Length [m] | 4.7 | 7.2 | 7.6 | 7.4 | 7.4 | 7.3 |



- [] Ranking at each section and finish
- .-.- No data available at this section
- NA No data available



| | |
|--------------------------------|-------------------|
| Horse/Jockey Name | Boom Crusher |
| Final Rank | 2 |
| Fastest Section Time (Section) | 0:05.08 (Overall) |
| Top Speed [km/h] (Section) | 68.3 (1000m) |
| Race State | Finished |



Aquis Park Gold Coast Poly QLD Professional

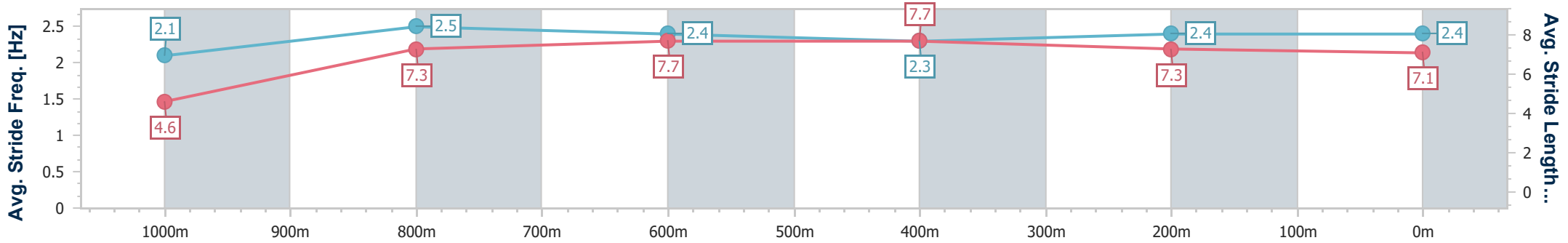
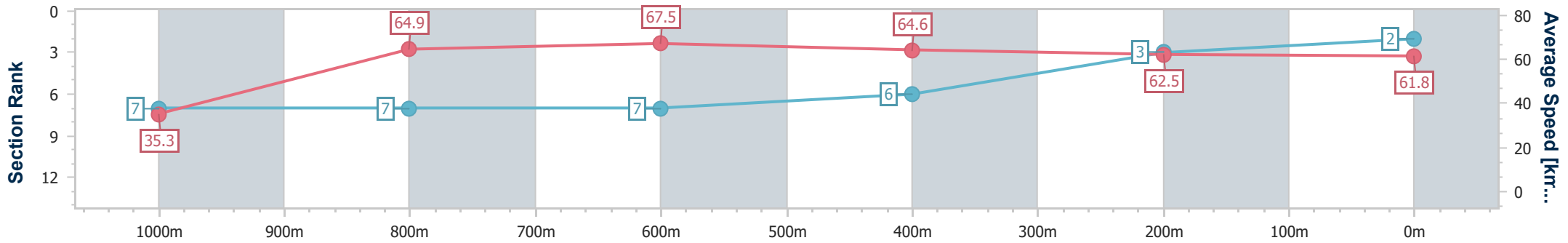
Race 6: BRISBANE LIONS Maiden Plate - 1050m



25 November 2023 - 16:12

Track Rating: Synthetic , Weather: Overcast, Rail Position: True

| Section | Overall | 1000m | 800m | 600m | 400m | 200m |
|------------------------|--------------------------|--------------------------|--------------------------|--------------------------|--------------------------|--------------------------|
| Section Times | 1:01.75 [2] (0:05.08) | 0:56.67 [7] (0:11.21) | 0:45.46 [7] (0:10.83) | 0:34.63 [7] (0:11.31) | 0:23.32 [6] (0:11.62) | 0:11.70 [3] (0:11.70) |
| Average Speed [km/h] | 35.3 | 64.9 | 67.5 | 64.6 | 62.5 | 61.8 |
| Top Speed [km/h] | 54.2 | 68.3 | 68.3 | 68.0 | 64.1 | 63.1 |
| Avg. Dist. to Rail [m] | 8.9 | 5.1 | 2.6 | 2.8 | 6.2 | 5.5 |
| Avg. Stride Freq. [Hz] | 2.1 | 2.5 | 2.4 | 2.3 | 2.4 | 2.4 |
| Avg. Stride Length [m] | 4.6 | 7.3 | 7.7 | 7.7 | 7.3 | 7.1 |



- [] Ranking at each section and finish
- .-.- No data available at this section
- NA No data available



| | |
|--------------------------------|-------------------|
| Horse/Jockey Name | Needawinna |
| Final Rank | 3 |
| Fastest Section Time (Section) | 0:05.12 (Overall) |
| Top Speed [km/h] (Section) | 70.3 (1000m) |
| Race State | Finished |



Aquis Park Gold Coast Poly QLD Professional

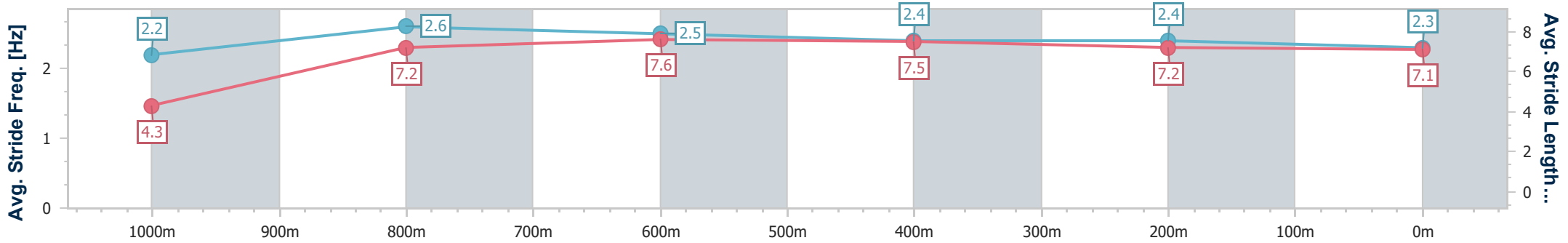
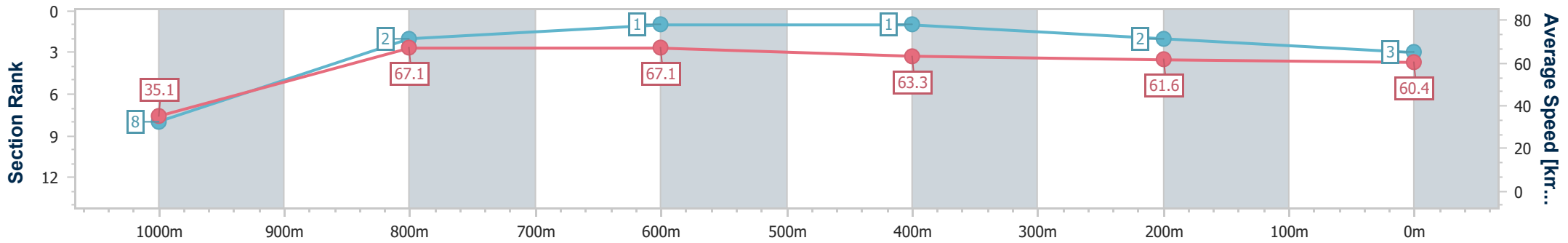
Race 6: BRISBANE LIONS Maiden Plate - 1050m



25 November 2023 - 16:12

Track Rating: Synthetic , Weather: Overcast, Rail Position: True

| Section | Overall | 1000m | 800m | 600m | 400m | 200m |
|------------------------|--------------------------|--------------------------|--------------------------|--------------------------|--------------------------|--------------------------|
| Section Times | 1:01.80 [3] (0:05.12) | 0:56.68 [8] (0:10.76) | 0:45.92 [2] (0:10.71) | 0:35.21 [1] (0:11.49) | 0:23.72 [1] (0:11.75) | 0:11.97 [2] (0:11.97) |
| Average Speed [km/h] | 35.1 | 67.1 | 67.1 | 63.3 | 61.6 | 60.4 |
| Top Speed [km/h] | 56.6 | 70.3 | 69.1 | 66.4 | 63.7 | 61.6 |
| Avg. Dist. to Rail [m] | 2.7 | 0.9 | 0.9 | 1.5 | 1.2 | 1.3 |
| Avg. Stride Freq. [Hz] | 2.2 | 2.6 | 2.5 | 2.4 | 2.4 | 2.3 |
| Avg. Stride Length [m] | 4.3 | 7.2 | 7.6 | 7.5 | 7.2 | 7.1 |



- [] Ranking at each section and finish
- .-.- No data available at this section
- NA No data available



| | |
|--------------------------------|-------------------|
| Horse/Jockey Name | Specialtie |
| Final Rank | 4 |
| Fastest Section Time (Section) | 0:05.25 (Overall) |
| Top Speed [km/h] (Section) | 68.7 (800m) |
| Race State | Finished |



Aquis Park Gold Coast Poly QLD Professional

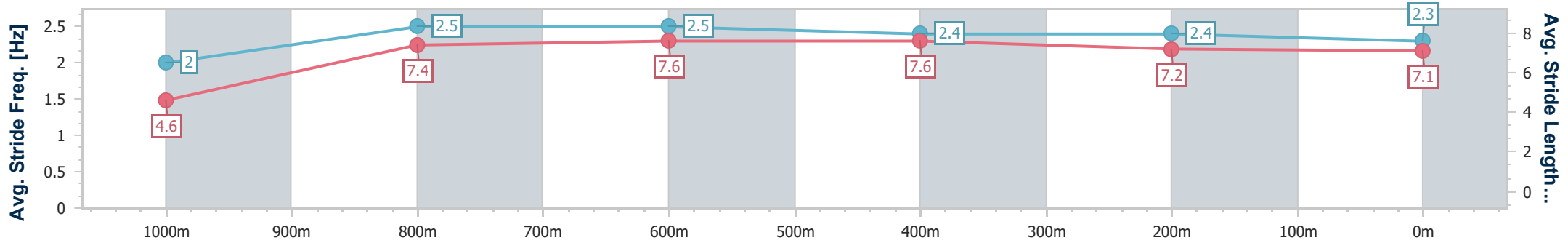
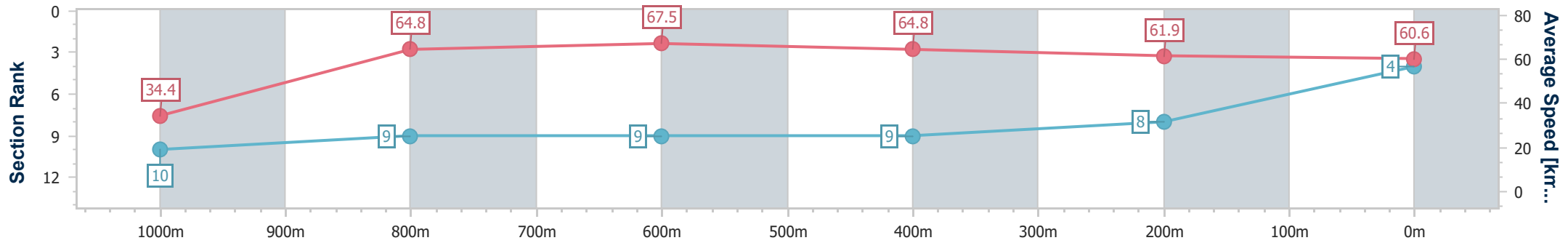
Race 6: BRISBANE LIONS Maiden Plate - 1050m



25 November 2023 - 16:12

Track Rating: Synthetic , Weather: Overcast, Rail Position: True

| Section | Overall | 1000m | 800m | 600m | 400m | 200m |
|------------------------|--------------------------|---------------------------|--------------------------|--------------------------|--------------------------|-------------|
| Section Times | 1:02.31 [4] (0:05.25) | 0:57.06 [10] (0:11.26) | 0:45.80 [9] (0:10.87) | 0:34.93 [9] (0:11.24) | 0:23.69 [9] (0:11.76) | 0:11.93 [8] |
| Average Speed [km/h] | 34.4 | 64.8 | 67.5 | 64.8 | 61.9 | 60.6 |
| Top Speed [km/h] | 54.3 | 68.3 | 68.7 | 68.3 | 62.8 | 62.8 |
| Avg. Dist. to Rail [m] | 5.6 | 4.0 | 3.9 | 2.8 | 4.7 | 7.0 |
| Avg. Stride Freq. [Hz] | 2.0 | 2.5 | 2.5 | 2.4 | 2.4 | 2.3 |
| Avg. Stride Length [m] | 4.6 | 7.4 | 7.6 | 7.6 | 7.2 | 7.1 |



- [] Ranking at each section and finish
- .-.- No data available at this section
- NA No data available



| | |
|--------------------------------|-------------------|
| Horse/Jockey Name | Polens |
| Final Rank | 5 |
| Fastest Section Time (Section) | 0:05.04 (Overall) |
| Top Speed [km/h] (Section) | 69.2 (1000m) |
| Race State | Finished |



Aquis Park Gold Coast Poly QLD Professional

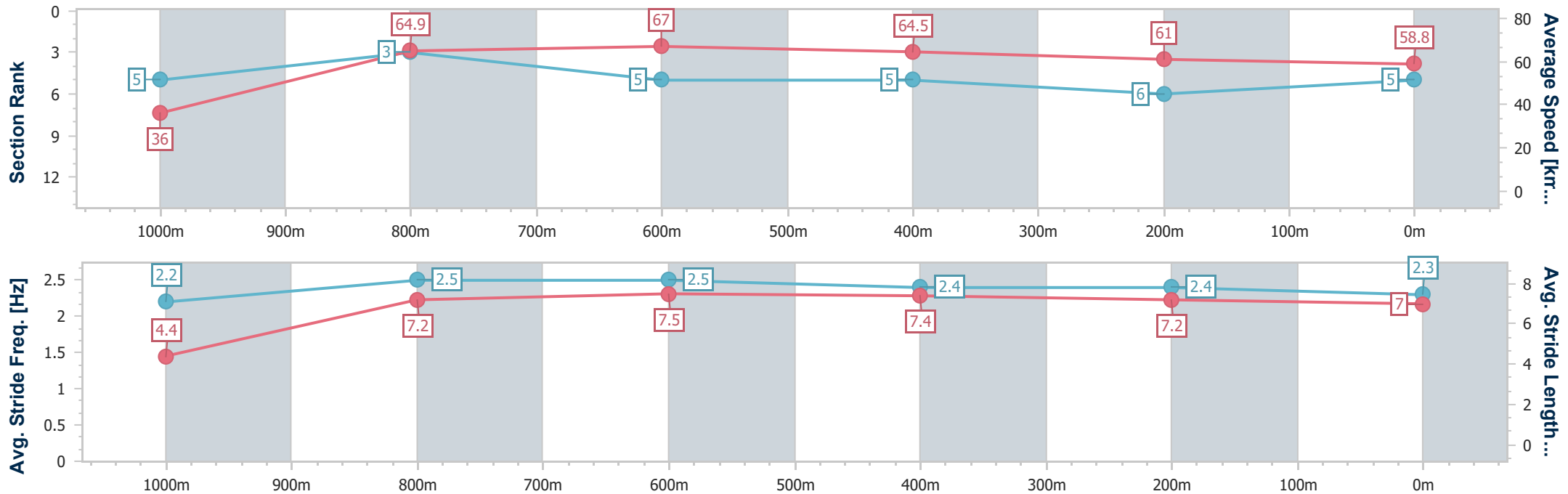
Race 6: BRISBANE LIONS Maiden Plate - 1050m

25 November 2023 - 16:12

Track Rating: Synthetic , Weather: Overcast, Rail Position: True



| Section | Overall | 1000m | 800m | 600m | 400m | 200m |
|------------------------|--------------------------|--------------------------|--------------------------|--------------------------|--------------------------|--------------------------|
| Section Times | 1:02.47 [5] (0:05.04) | 0:57.43 [5] (0:11.06) | 0:46.37 [3] (0:10.94) | 0:35.43 [5] (0:11.34) | 0:24.09 [5] (0:11.81) | 0:12.28 [6] (0:12.28) |
| Average Speed [km/h] | 36.0 | 64.9 | 67.0 | 64.5 | 61.0 | 58.8 |
| Top Speed [km/h] | 54.6 | 69.2 | 69.0 | 68.1 | 61.7 | 61.5 |
| Avg. Dist. to Rail [m] | 0.6 | 0.7 | 2.8 | 3.5 | 1.0 | 2.9 |
| Avg. Stride Freq. [Hz] | 2.2 | 2.5 | 2.5 | 2.4 | 2.4 | 2.3 |
| Avg. Stride Length [m] | 4.4 | 7.2 | 7.5 | 7.4 | 7.2 | 7.0 |



- [] Ranking at each section and finish
- .-.- No data available at this section
- NA No data available



| | |
|--------------------------------|-------------------|
| Horse/Jockey Name | Gus The Bus |
| Final Rank | 6 |
| Fastest Section Time (Section) | 0:05.03 (Overall) |
| Top Speed [km/h] (Section) | 68.7 (800m) |
| Race State | Finished |



Aquis Park Gold Coast Poly QLD Professional

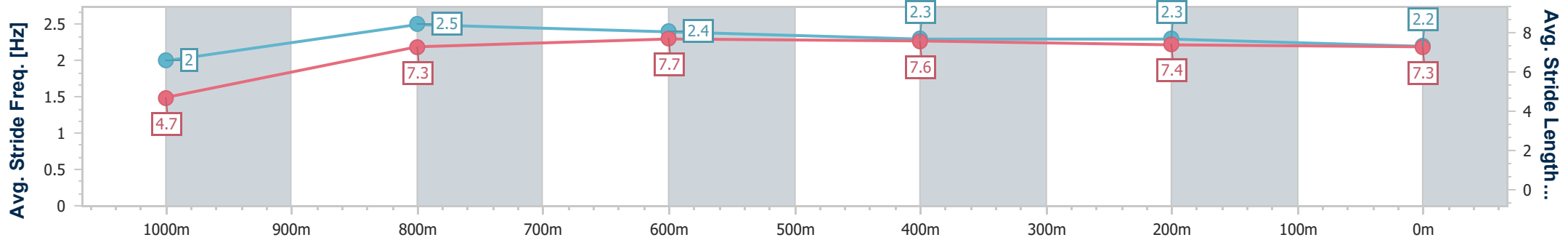
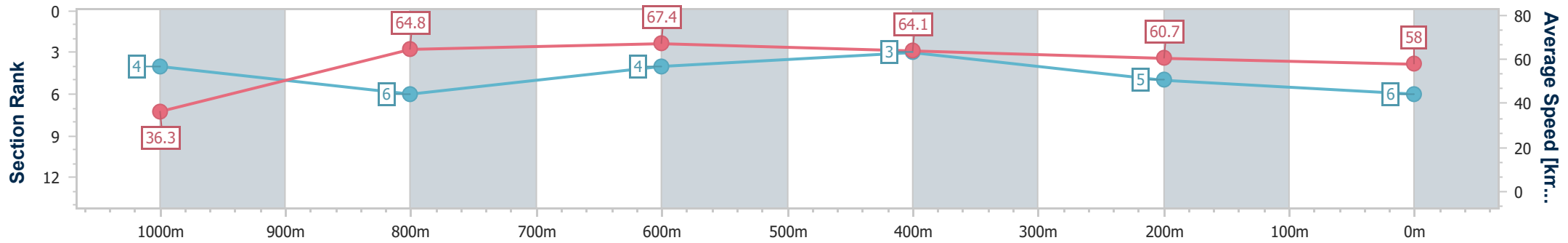
Race 6: BRISBANE LIONS Maiden Plate - 1050m



25 November 2023 - 16:12

Track Rating: Synthetic , Weather: Overcast, Rail Position: True

| Section | Overall | 1000m | 800m | 600m | 400m | 200m |
|------------------------|--------------------------|--------------------------|--------------------------|--------------------------|--------------------------|--------------------------|
| Section Times | 1:02.68 [6] (0:05.03) | 0:57.65 [4] (0:11.17) | 0:46.48 [6] (0:10.79) | 0:35.69 [4] (0:11.29) | 0:24.40 [3] (0:11.90) | 0:12.50 [5] (0:12.50) |
| Average Speed [km/h] | 36.3 | 64.8 | 67.4 | 64.1 | 60.7 | 58.0 |
| Top Speed [km/h] | 55.3 | 67.6 | 68.7 | 67.2 | 61.6 | 59.9 |
| Avg. Dist. to Rail [m] | 2.4 | 1.6 | 2.1 | 1.7 | 3.4 | 5.6 |
| Avg. Stride Freq. [Hz] | 2.0 | 2.5 | 2.4 | 2.3 | 2.3 | 2.2 |
| Avg. Stride Length [m] | 4.7 | 7.3 | 7.7 | 7.6 | 7.4 | 7.3 |



- [] Ranking at each section and finish
- .-.- No data available at this section
- NA No data available



| | |
|--------------------------------|-------------------|
| Horse/Jockey Name | Little Red Power |
| Final Rank | 7 |
| Fastest Section Time (Section) | 0:05.01 (Overall) |
| Top Speed [km/h] (Section) | 69.7 (1000m) |
| Race State | Finished |



Aquis Park Gold Coast Poly QLD Professional

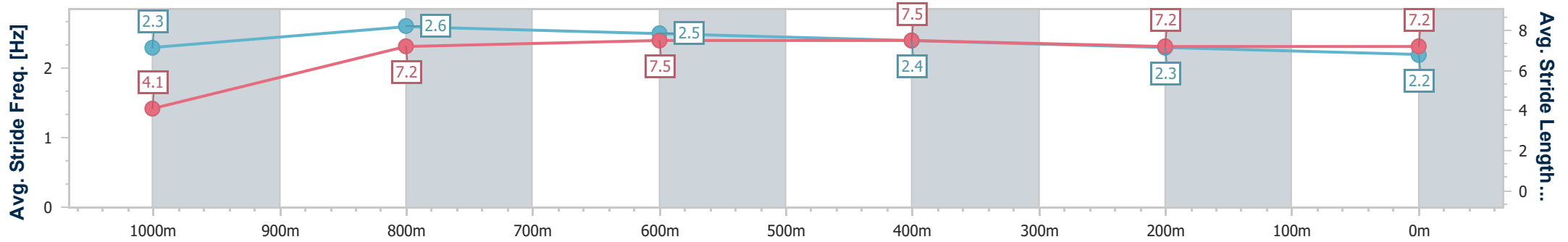
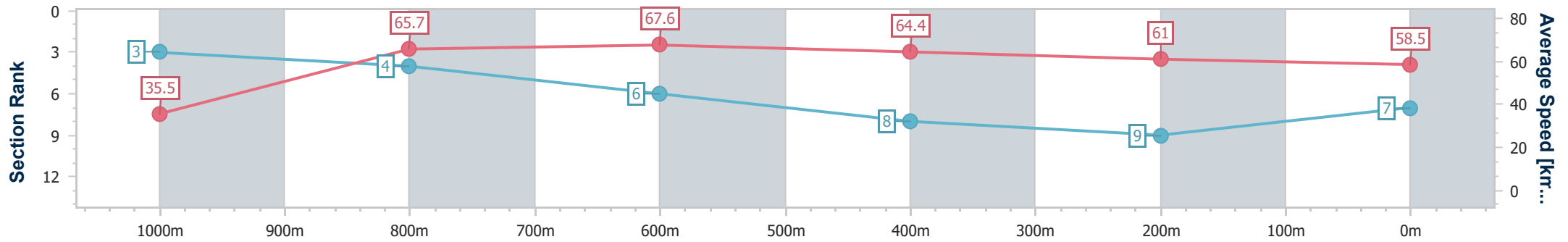
Race 6: BRISBANE LIONS Maiden Plate - 1050m

25 November 2023 - 16:12

Track Rating: Synthetic , Weather: Overcast, Rail Position: True



| Section | Overall | 1000m | 800m | 600m | 400m | 200m |
|------------------------|--------------------------|--------------------------|--------------------------|--------------------------|--------------------------|--------------------------|
| Section Times | 1:02.80 [7] (0:05.01) | 0:57.79 [3] (0:11.11) | 0:46.68 [4] (0:10.99) | 0:35.69 [6] (0:11.42) | 0:24.27 [8] (0:11.90) | 0:12.37 [9] (0:12.37) |
| Average Speed [km/h] | 35.5 | 65.7 | 67.6 | 64.4 | 61.0 | 58.5 |
| Top Speed [km/h] | 55.4 | 69.7 | 68.5 | 68.2 | 61.9 | 60.4 |
| Avg. Dist. to Rail [m] | 10.7 | 6.0 | 5.8 | 5.1 | 5.9 | 7.7 |
| Avg. Stride Freq. [Hz] | 2.3 | 2.6 | 2.5 | 2.4 | 2.3 | 2.2 |
| Avg. Stride Length [m] | 4.1 | 7.2 | 7.5 | 7.5 | 7.2 | 7.2 |



- [] Ranking at each section and finish
- .-.- No data available at this section
- NA No data available



| | |
|--------------------------------|-------------------|
| Horse/Jockey Name | Now And Ben |
| Final Rank | 8 |
| Fastest Section Time (Section) | 0:05.05 (Overall) |
| Top Speed [km/h] (Section) | 70.6 (1000m) |
| Race State | Finished |



Aquis Park Gold Coast Poly QLD Professional

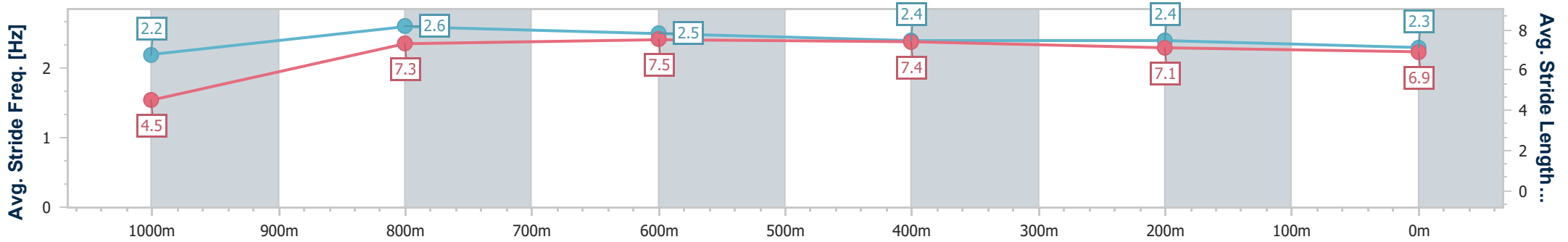
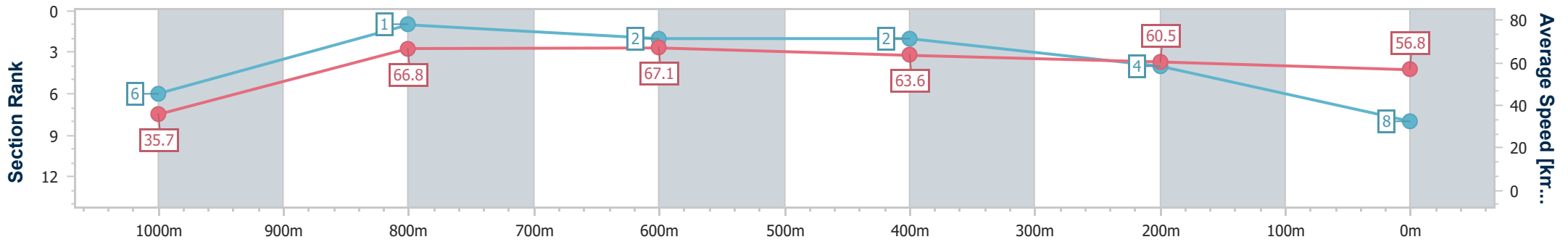
Race 6: BRISBANE LIONS Maiden Plate - 1050m



25 November 2023 - 16:12

Track Rating: Synthetic , Weather: Overcast, Rail Position: True

| Section | Overall | 1000m | 800m | 600m | 400m | 200m |
|------------------------|--------------------------|--------------------------|--------------------------|--------------------------|--------------------------|--------------------------|
| Section Times | 1:02.88 [8] (0:05.05) | 0:57.83 [6] (0:10.82) | 0:47.01 [1] (0:10.83) | 0:36.18 [2] (0:11.47) | 0:24.71 [2] (0:11.93) | 0:12.78 [4] (0:12.78) |
| Average Speed [km/h] | 35.7 | 66.8 | 67.1 | 63.6 | 60.5 | 56.8 |
| Top Speed [km/h] | 57.0 | 70.6 | 68.8 | 65.8 | 61.7 | 59.1 |
| Avg. Dist. to Rail [m] | 4.9 | 2.3 | 1.8 | 2.5 | 2.9 | 4.0 |
| Avg. Stride Freq. [Hz] | 2.2 | 2.6 | 2.5 | 2.4 | 2.4 | 2.3 |
| Avg. Stride Length [m] | 4.5 | 7.3 | 7.5 | 7.4 | 7.1 | 6.9 |



- [] Ranking at each section and finish
- .-.- No data available at this section
- NA No data available



| | |
|--------------------------------|-------------------|
| Horse/Jockey Name | Maralah |
| Final Rank | 9 |
| Fastest Section Time (Section) | 0:05.00 (Overall) |
| Top Speed [km/h] (Section) | 69.2 (800m) |
| Race State | Finished |



Aquis Park Gold Coast Poly QLD Professional

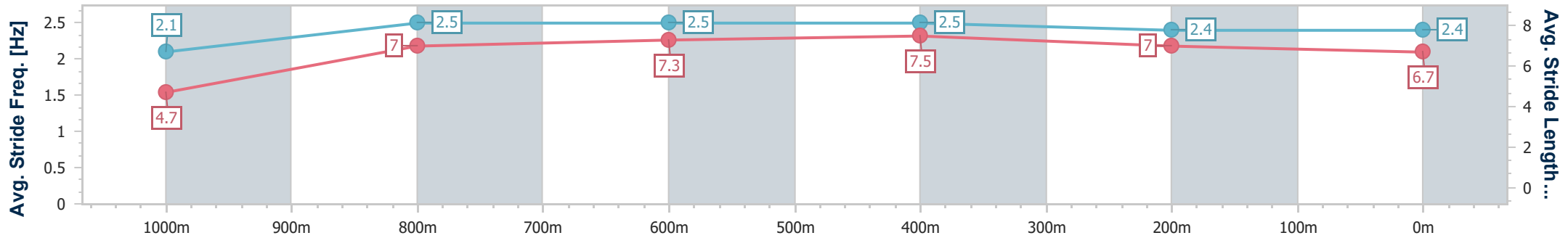
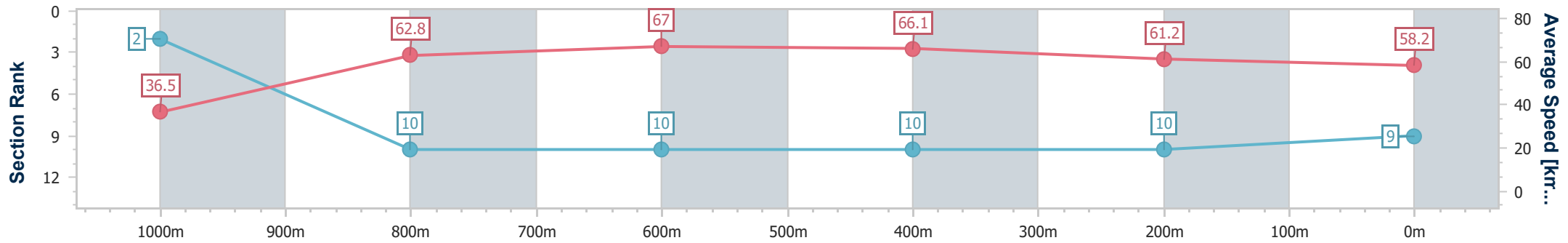
Race 6: BRISBANE LIONS Maiden Plate - 1050m



25 November 2023 - 16:12

Track Rating: Synthetic , Weather: Overcast, Rail Position: True

| Section | Overall | 1000m | 800m | 600m | 400m | 200m |
|------------------------|--------------------------|--------------------------|---------------------------|---------------------------|---------------------------|---------------------------|
| Section Times | 1:02.91 [9] (0:05.00) | 0:57.91 [2] (0:11.60) | 0:46.31 [10] (0:11.05) | 0:35.26 [10] (0:11.08) | 0:24.18 [10] (0:11.83) | 0:12.35 [10] (0:12.35) |
| Average Speed [km/h] | 36.5 | 62.8 | 67.0 | 66.1 | 61.2 | 58.2 |
| Top Speed [km/h] | 53.8 | 66.7 | 69.2 | 69.0 | 62.5 | 60.1 |
| Avg. Dist. to Rail [m] | 9.5 | 5.9 | 4.8 | 3.3 | 5.8 | 8.9 |
| Avg. Stride Freq. [Hz] | 2.1 | 2.5 | 2.5 | 2.5 | 2.4 | 2.4 |
| Avg. Stride Length [m] | 4.7 | 7.0 | 7.3 | 7.5 | 7.0 | 6.7 |



- [] Ranking at each section and finish
- .-.- No data available at this section
- NA No data available



| | |
|--------------------------------|-------------------|
| Horse/Jockey Name | Traconi's Pride |
| Final Rank | 10 |
| Fastest Section Time (Section) | 0:05.24 (Overall) |
| Top Speed [km/h] (Section) | 68.3 (800m) |
| Race State | Finished |



Aquis Park Gold Coast Poly QLD Professional

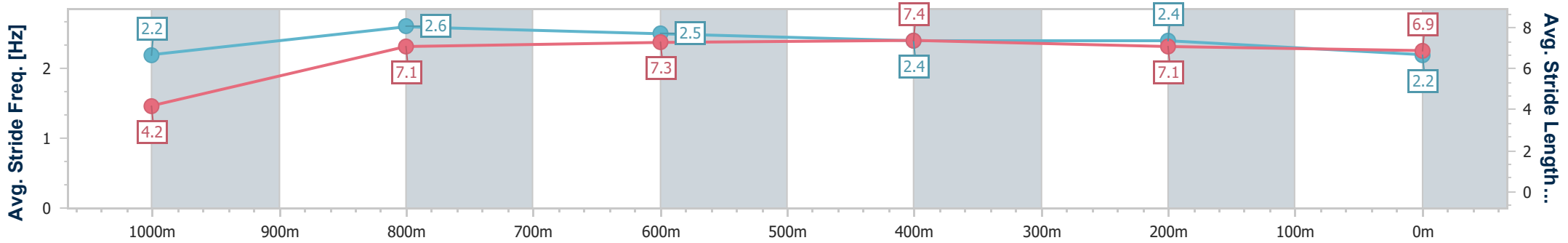
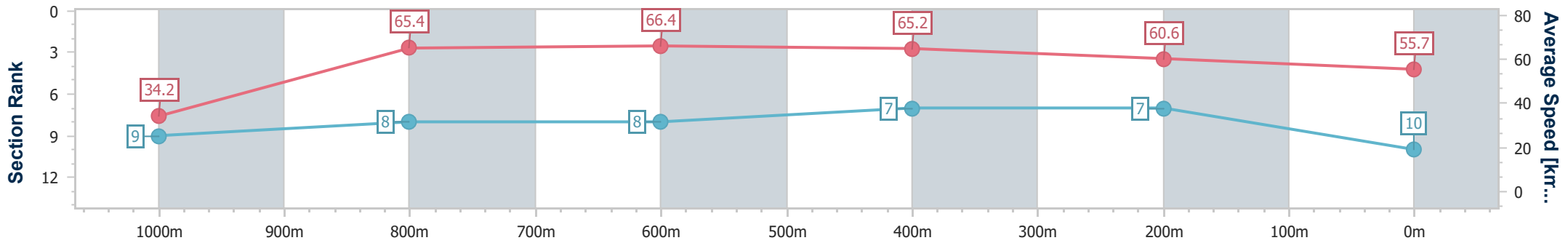
Race 6: BRISBANE LIONS Maiden Plate - 1050m



25 November 2023 - 16:12

Track Rating: Synthetic , Weather: Overcast, Rail Position: True

| Section | Overall | 1000m | 800m | 600m | 400m | 200m |
|------------------------|---------------------------|--------------------------|--------------------------|--------------------------|--------------------------|--------------------------|
| Section Times | 1:03.36 [10] (0:05.24) | 0:58.12 [9] (0:11.09) | 0:47.03 [8] (0:10.98) | 0:36.05 [8] (0:11.15) | 0:24.90 [7] (0:11.90) | 0:13.00 [7] (0:13.00) |
| Average Speed [km/h] | 34.2 | 65.4 | 66.4 | 65.2 | 60.6 | 55.7 |
| Top Speed [km/h] | 54.4 | 68.0 | 68.3 | 68.3 | 61.9 | 59.5 |
| Avg. Dist. to Rail [m] | 4.5 | 3.2 | 2.2 | 1.1 | 2.2 | 3.1 |
| Avg. Stride Freq. [Hz] | 2.2 | 2.6 | 2.5 | 2.4 | 2.4 | 2.2 |
| Avg. Stride Length [m] | 4.2 | 7.1 | 7.3 | 7.4 | 7.1 | 6.9 |



- [] Ranking at each section and finish
- .-.- No data available at this section
- NA No data available