

Track Rating: Synthetic , Weather: Overcast, Rail Position: True

Section		Field Times												
Overall	1800m	1600m	1400m	1200m	1000m	800m	Last 600m							
1:58.71 (0:07.97)	1:50.74 (0:11.76)	1:38.98 (0:11.97)	1:27.01 (0:12.02)	1:14.99 (0:12.68)	1:02.31 (0:12.36)	0:49.95 (0:12.20)	0:37.75							
Rank	TAB	Horse/Jockey	Barrier	Top Speed [km/h]	Fastest Section								Distance Travelled [m]	
1	5	SUDDEN SUSPECT Cecily Eaton	2	63.6 1800m	0:08.71 Overall	1:58.71 [1] (0:08.71)	1:50.00 [8] (0:12.32)	1:37.68 [9] (0:12.51)	1:25.17 [9] (0:12.49)	1:12.68 [9] (0:11.98)	1:00.70 [9] (0:12.23)	0:48.47 [9] (0:12.22)	0:36.25	
2	1	CARDIATIC Jag Guthmann-Chester	6	63.0 1800m	0:08.50 Overall	1:58.79 [2] (0:08.50)	1:50.29 [6] (0:11.78)	1:38.51 [7] (0:12.13)	1:26.38 [8] (0:12.14)	1:14.24 [8] (0:12.70)	1:01.54 [8] (0:12.28)	0:49.26 [7] (0:12.22)	0:37.04	-1
3	8	DUMA Jai Williams	10	62.6 1600m	0:07.97 Overall	1:59.29 [3] (0:07.97)	1:51.32 [1] (0:11.76)	1:39.56 [1] (0:11.97)	1:27.59 [1] (0:12.02)	1:15.57 [1] (0:12.68)	1:02.89 [1] (0:12.36)	0:50.53 [1] (0:12.20)	0:38.33	+0
4	2	JO JO ZIP Michael Cahill	3	63.7 1800m	0:08.32 Overall	1:59.69 [4] (0:08.32)	1:51.37 [4] (0:11.60)	1:39.77 [2] (0:11.94)	1:27.83 [4] (0:12.32)	1:15.51 [4] (0:12.74)	1:02.77 [6] (0:12.38)	0:50.39 [6] (0:12.09)	0:38.30	+0
5	9	TROUBLESHOOT Michael Schrapel	5	63.1 1800m	0:08.78 Overall	1:59.73 [5] (0:08.78)	1:50.95 [9] (0:11.68)	1:39.27 [8] (0:11.74)	1:27.53 [7] (0:12.15)	1:15.38 [6] (0:12.50)	1:02.88 [4] (0:12.38)	0:50.50 [5] (0:12.14)	0:38.36	+13
6	6	MATTE BLACK Wanderson D'Avila	1	63.0 1800m	0:08.17 Overall	1:59.79 [6] (0:08.17)	1:51.62 [2] (0:11.80)	1:39.82 [3] (0:12.02)	1:27.80 [5] (0:12.20)	1:15.60 [5] (0:12.72)	1:02.88 [5] (0:12.26)	0:50.62 [4] (0:12.00)	0:38.62	-1
7	3	LICENCE TO THRILL Elione Chaves	9	63.1 1600m	0:08.26 Overall	2:00.49 [7] (0:08.26)	1:52.23 [3] (0:11.76)	1:40.47 [4] (0:11.69)	1:28.78 [2] (0:12.29)	1:16.49 [3] (0:12.69)	1:03.80 [3] (0:12.38)	0:51.42 [3] (0:12.32)	0:39.10	+12
8	4	READY ENABLE Nathan Thomas	7	63.7 1800m	0:08.52 Overall	2:00.52 [8] (0:08.52)	1:52.00 [7] (0:11.65)	1:40.35 [6] (0:12.01)	1:28.34 [6] (0:12.25)	1:16.09 [7] (0:12.77)	1:03.32 [7] (0:12.35)	0:50.97 [8] (0:12.31)	0:38.66	+6
9	10	ANGRY BET Micheal Hellyer	8	63.8 1800m	0:08.46 Overall	2:01.33 [9] (0:08.46)	1:52.87 [5] (0:11.60)	1:41.27 [5] (0:11.65)	1:29.62 [3] (0:12.24)	1:17.38 [2] (0:12.58)	1:04.80 [2] (0:12.49)	0:52.31 [2] (0:12.23)	0:40.08	+8

Scratched: Better Believe It (#7)



Aquis Park Gold Coast Poly QLD Professional

Race 5: BRISBANE BRONCOS Maiden Plate - 1900m

25 November 2023 - 15:29



Track Rating: Synthetic , Weather: Overcast, Rail Position: True

Section					600m	400m	200m				Last 600m
Field Times					0:37.75 (0:12.28)	0:25.47 (0:12.95)	0:12.52 (0:12.52)				0:37.75
Rank	TAB	Horse/Jockey	Barrier	Top Speed [km/h]	Fastest Section				Margin		
1	5	SUDDEN SUSPECT Cecily Eaton	2	63.6 1800m	0:08.71 Overall	0:36.25 [9] (0:12.09)	0:24.16 [9] (0:12.11)	0:12.05 [4] (0:12.05)	1:58.71	0:36.25	
2	1	CARDIATIC Jag Guthmann-Chester	6	63.0 1800m	0:08.50 Overall	0:37.04 [7] (0:12.38)	0:24.66 [7] (0:12.45)	0:12.21 [3] (0:12.21)	0.4L	0:37.04 -1	
3	8	DUMA Jai Williams	10	62.6 1600m	0:07.97 Overall	0:38.33 [1] (0:12.28)	0:26.05 [1] (0:12.95)	0:13.10 [1] (0:13.10)	3.2L	0:38.33 +0	
4	2	JO JO ZIP Michael Cahill	3	63.7 1800m	0:08.32 Overall	0:38.30 [6] (0:12.26)	0:26.04 [2] (0:12.77)	0:13.27 [2] (0:13.27)	5.5L	0:38.30 +0	
5	9	TROUBLESHOOT Michael Schrapel	5	63.1 1800m	0:08.78 Overall	0:38.36 [4] (0:12.35)	0:26.01 [3] (0:12.96)	0:13.05 [5] (0:13.05)	5.7L	0:38.36 +13	
6	6	MATTE BLACK Wanderson D'Avila	1	63.0 1800m	0:08.17 Overall	0:38.62 [2] (0:12.57)	0:26.05 [4] (0:12.95)	0:13.10 [6] (0:13.10)	5.9L	0:38.62 -1	
7	3	LICENCE TO THRILL Elione Chaves	9	63.1 1600m	0:08.26 Overall	0:39.10 [5] (0:12.65)	0:26.45 [6] (0:13.18)	0:13.27 [7] (0:13.27)	9.9L	0:39.10 +12	
8	4	READY ENABLE Nathan Thomas	7	63.7 1800m	0:08.52 Overall	0:38.66 [8] (0:12.57)	0:26.09 [8] (0:13.02)	0:13.07 [9] (0:13.07)	10L	0:38.66 +6	
9	10	ANGRY BET Micheal Hellyer	8	63.8 1800m	0:08.46 Overall	0:40.08 [3] (0:12.61)	0:27.47 [5] (0:13.39)	0:14.08 [8] (0:14.08)	14.8L	0:40.08 +8	

Scratched: Better Believe It (#7)

[] Ranking at each section and finish
 -:-:- No data available at this section
 NA No data available

SCN Saddle cloth number
 DNF Did not finish
 DNT Did not track



Horse/Jockey Name	Sudden Suspect
Final Rank	1
Fastest Section Time (Section)	0:08.71 (Overall)
Top Speed [km/h] (Section)	63.6 (1800m)
Race State	Finished



Aquis Park Gold Coast Poly QLD Professional

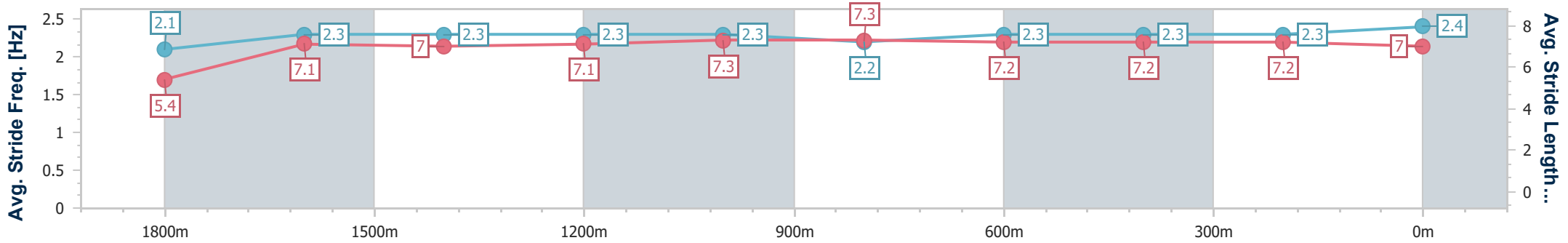
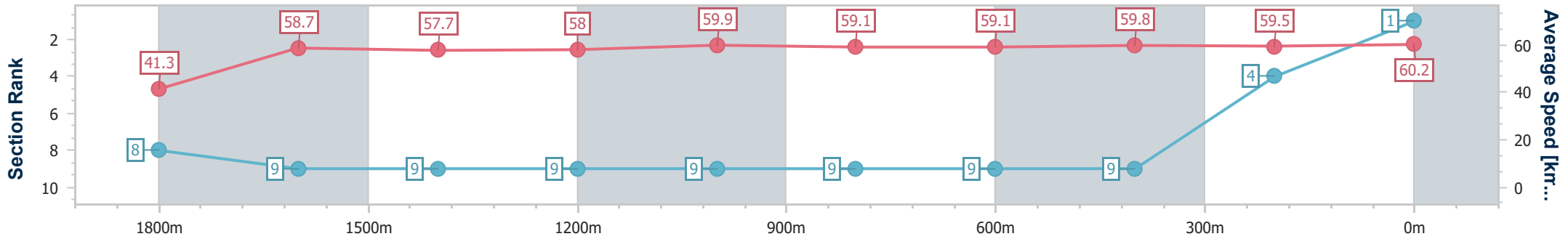
Race 5: BRISBANE BRONCOS Maiden Plate - 1900m



25 November 2023 - 15:29

Track Rating: Synthetic , Weather: Overcast, Rail Position: True

Section	Overall	1800m	1600m	1400m	1200m	1000m	800m	600m	400m	200m
Section Times	1:58.71 [1] (0:08.71)	1:50.00 [8] (0:12.32)	1:37.68 [9] (0:12.51)	1:25.17 [9] (0:12.49)	1:12.68 [9] (0:11.98)	1:00.70 [9] (0:12.23)	0:48.47 [9] (0:12.22)	0:36.25 [9] (0:12.09)	0:24.16 [9] (0:12.11)	0:12.05 [4] (0:12.05)
Average Speed [km/h]	41.3	58.7	57.7	58.0	59.9	59.1	59.1	59.8	59.5	60.2
Top Speed [km/h]	57.0	63.6	58.7	59.6	60.8	59.4	60.3	60.9	60.1	60.2
Avg. Dist. to Rail [m]	1.1	0.4	1.2	0.6	1.5	1.0	0.7	0.9	1.5	0.8
Avg. Stride Freq. [Hz]	2.1	2.3	2.3	2.3	2.3	2.2	2.3	2.3	2.3	2.4
Avg. Stride Length [m]	5.4	7.1	7.0	7.1	7.3	7.3	7.2	7.2	7.2	7.0



- [] Ranking at each section and finish
- .-.- No data available at this section
- NA No data available



Horse/Jockey Name	Cardiatic
Final Rank	2
Fastest Section Time (Section)	0:08.50 (Overall)
Top Speed [km/h] (Section)	63.0 (1800m)
Race State	Finished



Aquis Park Gold Coast Poly QLD Professional

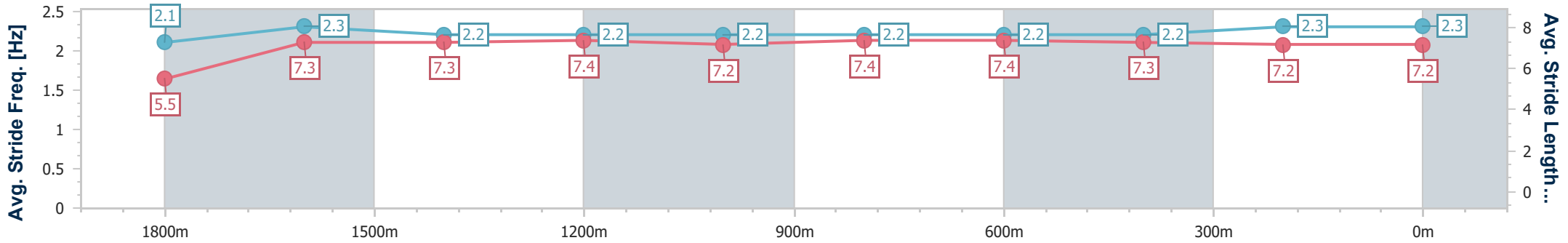
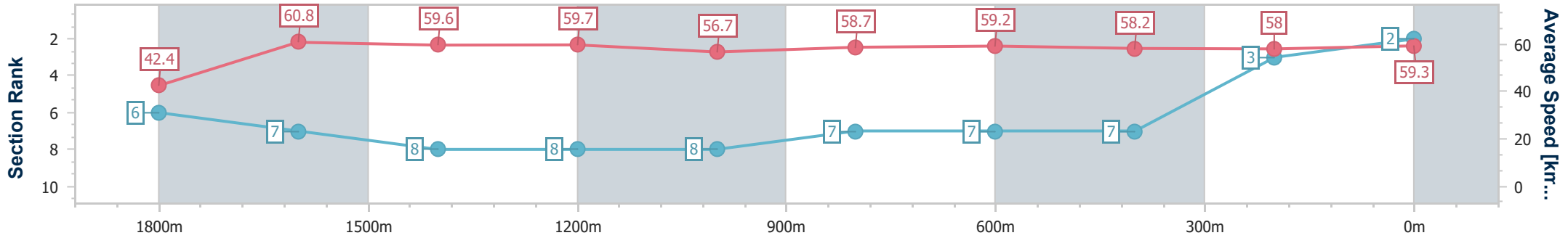
Race 5: BRISBANE BRONCOS Maiden Plate - 1900m



25 November 2023 - 15:29

Track Rating: Synthetic , Weather: Overcast, Rail Position: True

Section	Overall	1800m	1600m	1400m	1200m	1000m	800m	600m	400m	200m
Section Times	1:58.79 [2] (0:08.50)	1:50.29 [6] (0:11.78)	1:38.51 [7] (0:12.13)	1:26.38 [8] (0:12.14)	1:14.24 [8] (0:12.70)	1:01.54 [8] (0:12.28)	0:49.26 [7] (0:12.22)	0:37.04 [7] (0:12.38)	0:24.66 [7] (0:12.45)	0:12.21 [3] (0:12.21)
Average Speed [km/h]	42.4	60.8	59.6	59.7	56.7	58.7	59.2	58.2	58.0	59.3
Top Speed [km/h]	59.7	63.0	60.9	60.7	58.1	59.9	60.1	60.0	59.4	59.5
Avg. Dist. to Rail [m]	3.6	0.4	1.0	0.8	1.3	1.1	0.5	0.2	1.5	2.7
Avg. Stride Freq. [Hz]	2.1	2.3	2.2	2.2	2.2	2.2	2.2	2.2	2.3	2.3
Avg. Stride Length [m]	5.5	7.3	7.3	7.4	7.2	7.4	7.4	7.3	7.2	7.2



- [] Ranking at each section and finish
- .-.- No data available at this section
- NA No data available



Horse/Jockey Name	Duma
Final Rank	3
Fastest Section Time (Section)	0:07.97 (Overall)
Top Speed [km/h] (Section)	62.6 (1600m)
Race State	Finished



Aquis Park Gold Coast Poly QLD Professional

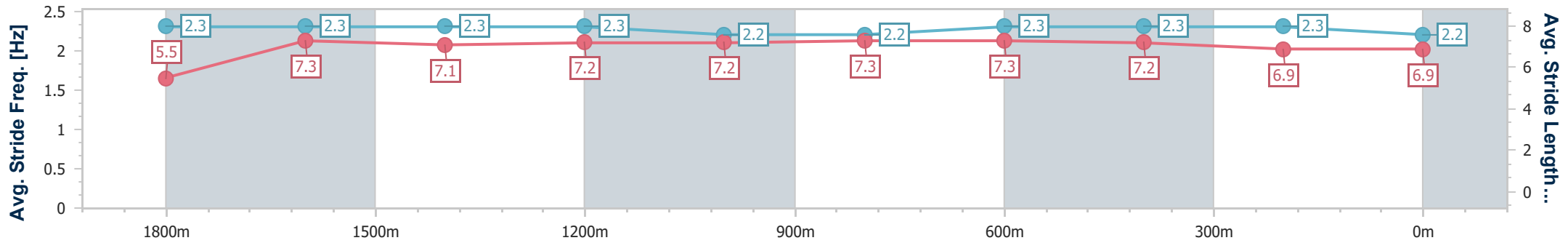
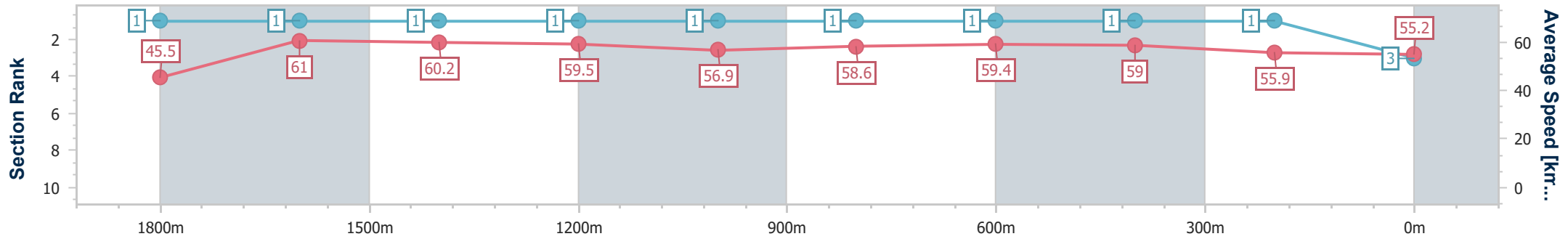
Race 5: BRISBANE BRONCOS Maiden Plate - 1900m



25 November 2023 - 15:29

Track Rating: Synthetic , Weather: Overcast, Rail Position: True

Section	Overall	1800m	1600m	1400m	1200m	1000m	800m	600m	400m	200m
Section Times	1:59.29 [3] (0:07.97)	1:51.32 [1] (0:11.76)	1:39.56 [1] (0:11.97)	1:27.59 [1] (0:12.02)	1:15.57 [1] (0:12.68)	1:02.89 [1] (0:12.36)	0:50.53 [1] (0:12.20)	0:38.33 [1] (0:12.28)	0:26.05 [1] (0:12.95)	0:13.10 [1] (0:13.10)
Average Speed [km/h]	45.5	61.0	60.2	59.5	56.9	58.6	59.4	59.0	55.9	55.2
Top Speed [km/h]	62.1	62.4	62.6	61.4	58.1	59.5	60.1	59.9	58.3	55.7
Avg. Dist. to Rail [m]	7.0	0.4	0.5	0.7	1.0	1.3	1.4	0.9	4.2	8.5
Avg. Stride Freq. [Hz]	2.3	2.3	2.3	2.3	2.2	2.2	2.3	2.3	2.3	2.2
Avg. Stride Length [m]	5.5	7.3	7.1	7.2	7.2	7.3	7.3	7.2	6.9	6.9



- [] Ranking at each section and finish
- .-.- No data available at this section
- NA No data available



Horse/Jockey Name	Jo Jo Zip
Final Rank	4
Fastest Section Time (Section)	0:08.32 (Overall)
Top Speed [km/h] (Section)	63.7 (1800m)
Race State	Finished



Aquis Park Gold Coast Poly QLD Professional

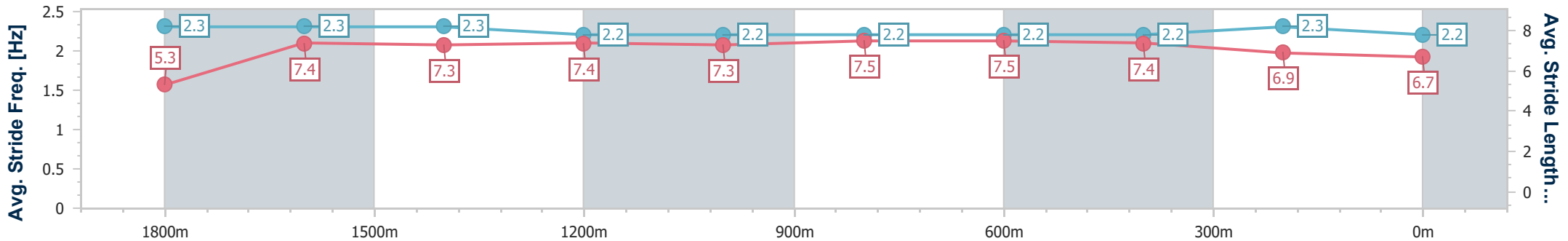
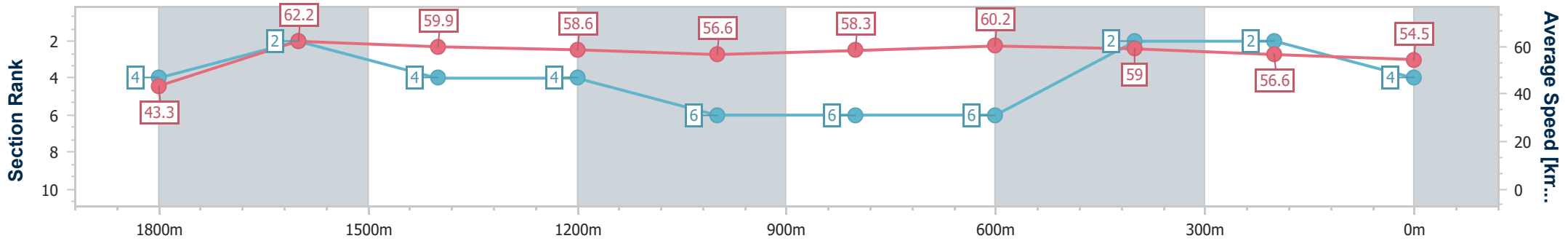
Race 5: BRISBANE BRONCOS Maiden Plate - 1900m



25 November 2023 - 15:29

Track Rating: Synthetic , Weather: Overcast, Rail Position: True

Section	Overall	1800m	1600m	1400m	1200m	1000m	800m	600m	400m	200m
Section Times	1:59.69 [4] (0:08.32)	1:51.37 [4] (0:11.60)	1:39.77 [2] (0:11.94)	1:27.83 [4] (0:12.32)	1:15.51 [4] (0:12.74)	1:02.77 [6] (0:12.38)	0:50.39 [6] (0:12.09)	0:38.30 [6] (0:12.26)	0:26.04 [2] (0:12.77)	0:13.27 [2] (0:13.27)
Average Speed [km/h]	43.3	62.2	59.9	58.6	56.6	58.3	60.2	59.0	56.6	54.5
Top Speed [km/h]	60.8	63.7	61.2	60.9	57.9	59.4	60.6	60.3	57.8	55.6
Avg. Dist. to Rail [m]	2.2	0.9	0.3	0.6	1.4	1.4	1.9	1.3	1.5	1.6
Avg. Stride Freq. [Hz]	2.3	2.3	2.3	2.2	2.2	2.2	2.2	2.2	2.3	2.2
Avg. Stride Length [m]	5.3	7.4	7.3	7.4	7.3	7.5	7.5	7.4	6.9	6.7



- [] Ranking at each section and finish
- .-.- No data available at this section
- NA No data available



Horse/Jockey Name	Troubleshoot
Final Rank	5
Fastest Section Time (Section)	0:08.78 (Overall)
Top Speed [km/h] (Section)	63.1 (1800m)
Race State	Finished



Aquis Park Gold Coast Poly QLD Professional

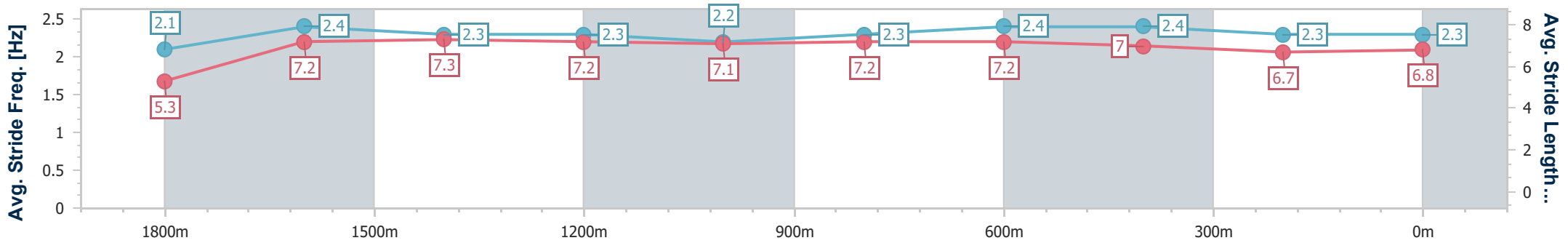
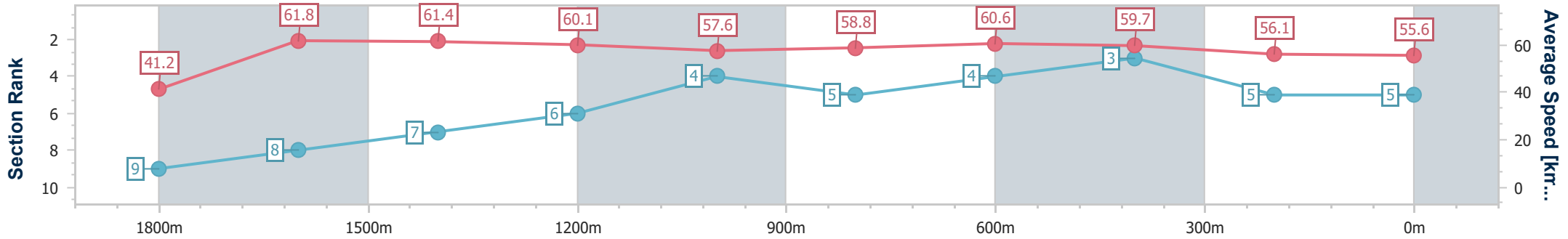
Race 5: BRISBANE BRONCOS Maiden Plate - 1900m



25 November 2023 - 15:29

Track Rating: Synthetic , Weather: Overcast, Rail Position: True

Section	Overall	1800m	1600m	1400m	1200m	1000m	800m	600m	400m	200m
Section Times	1:59.73 [5] (0:08.78)	1:50.95 [9] (0:11.68)	1:39.27 [8] (0:11.74)	1:27.53 [7] (0:12.15)	1:15.38 [6] (0:12.50)	1:02.88 [4] (0:12.38)	0:50.50 [5] (0:12.14)	0:38.36 [4] (0:12.35)	0:26.01 [3] (0:12.96)	0:13.05 [5] (0:13.05)
Average Speed [km/h]	41.2	61.8	61.4	60.1	57.6	58.8	60.6	59.7	56.1	55.6
Top Speed [km/h]	58.5	63.1	62.1	61.0	59.7	60.1	62.1	62.1	57.0	56.5
Avg. Dist. to Rail [m]	3.0	1.5	0.8	1.7	3.1	3.4	4.3	4.4	5.0	6.3
Avg. Stride Freq. [Hz]	2.1	2.4	2.3	2.3	2.2	2.3	2.4	2.4	2.3	2.3
Avg. Stride Length [m]	5.3	7.2	7.3	7.2	7.1	7.2	7.2	7.0	6.7	6.8



- [] Ranking at each section and finish
- .-.- No data available at this section
- NA No data available



Horse/Jockey Name	Matte Black
Final Rank	6
Fastest Section Time (Section)	0:08.17 (Overall)
Top Speed [km/h] (Section)	63.0 (1800m)
Race State	Finished



Aquis Park Gold Coast Poly QLD Professional

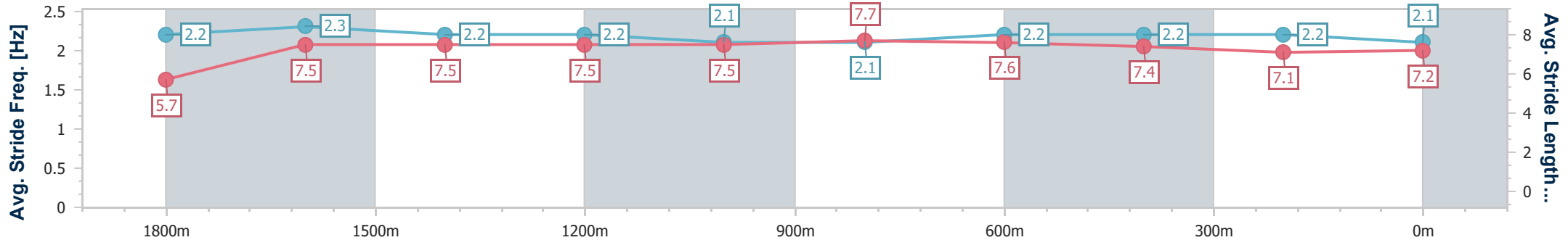
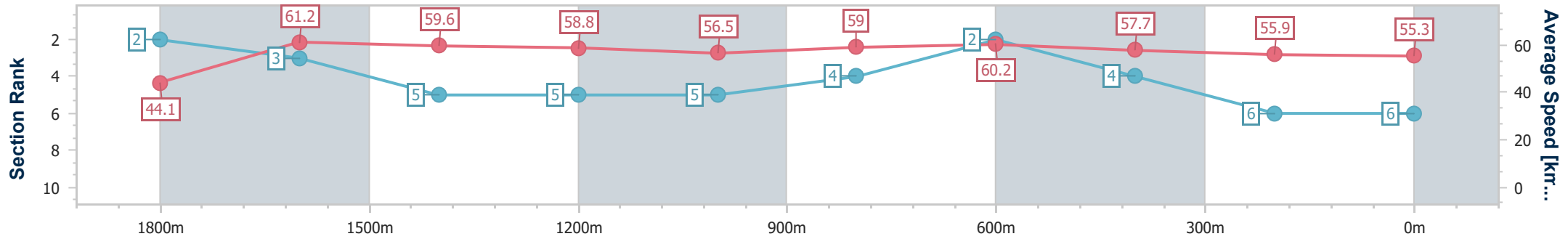
Race 5: BRISBANE BRONCOS Maiden Plate - 1900m



25 November 2023 - 15:29

Track Rating: Synthetic , Weather: Overcast, Rail Position: True

Section	Overall	1800m	1600m	1400m	1200m	1000m	800m	600m	400m	200m
Section Times	1:59.79 [6] (0:08.17)	1:51.62 [2] (0:11.80)	1:39.82 [3] (0:12.02)	1:27.80 [5] (0:12.20)	1:15.60 [5] (0:12.72)	1:02.88 [5] (0:12.26)	0:50.62 [4] (0:12.00)	0:38.62 [2] (0:12.57)	0:26.05 [4] (0:12.95)	0:13.10 [6] (0:13.10)
Average Speed [km/h]	44.1	61.2	59.6	58.8	56.5	59.0	60.2	57.7	55.9	55.3
Top Speed [km/h]	62.5	63.0	62.3	60.9	57.7	59.5	61.2	60.0	57.4	56.2
Avg. Dist. to Rail [m]	0.9	0.4	0.4	0.4	0.6	0.5	0.9	1.5	3.2	5.4
Avg. Stride Freq. [Hz]	2.2	2.3	2.2	2.2	2.1	2.1	2.2	2.2	2.2	2.1
Avg. Stride Length [m]	5.7	7.5	7.5	7.5	7.5	7.7	7.6	7.4	7.1	7.2



- [] Ranking at each section and finish
- .-.- No data available at this section
- NA No data available



Horse/Jockey Name	Licence To Thrill
Final Rank	7
Fastest Section Time (Section)	0:08.26 (Overall)
Top Speed [km/h] (Section)	63.1 (1600m)
Race State	Finished



Aquis Park Gold Coast Poly QLD Professional

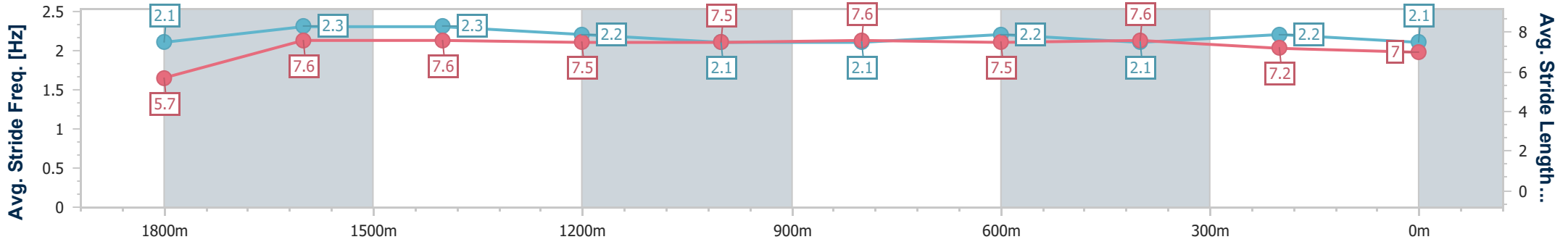
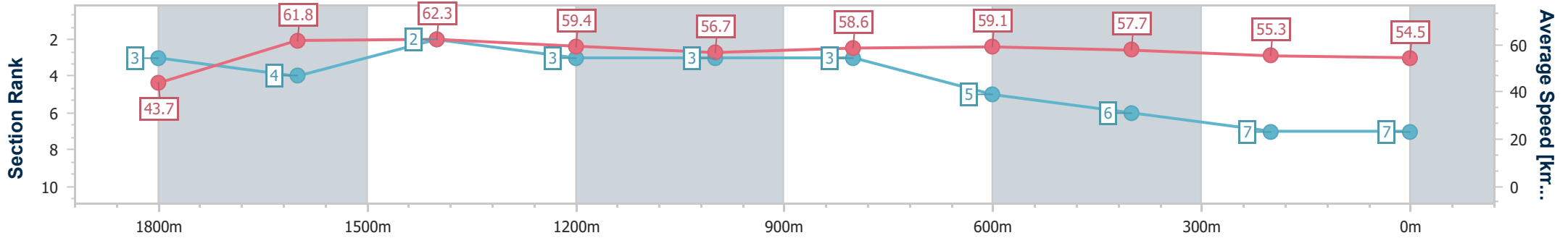
Race 5: BRISBANE BRONCOS Maiden Plate - 1900m



25 November 2023 - 15:29

Track Rating: Synthetic , Weather: Overcast, Rail Position: True

Section	Overall	1800m	1600m	1400m	1200m	1000m	800m	600m	400m	200m		
Section Times	2:00.49 [7] (0:08.26)	1:52.23 [3] (0:11.76)	1:40.47 [4] (0:11.69)	1:28.78 [2] (0:12.29)	1:16.49 [3] (0:12.69)	1:03.80 [3] (0:12.38)	0:51.42 [3] (0:12.32)	0:39.10 [5] (0:12.65)	0:26.45 [6] (0:13.18)	0:13.27 [7] (0:13.27)		
Average Speed [km/h]	43.7	61.8	62.3	59.4	56.7	58.6	59.1	57.7	55.3	54.5		
Top Speed [km/h]	60.1	62.9	63.1	61.1	57.2	59.4	60.9	60.3	55.9	56.0		
Avg. Dist. to Rail [m]	6.2	3.1	3.5	1.8	1.1	2.0	2.6	3.0	5.7	5.3		
Avg. Stride Freq. [Hz]	2.1	2.3	2.3	2.2	2.1	2.1	2.2	2.1	2.2	2.1		
Avg. Stride Length [m]	5.7	7.6	7.6	7.5	7.5	7.6	7.5	7.6	7.2	7.0		



- [] Ranking at each section and finish
- .-.- No data available at this section
- NA No data available



Horse/Jockey Name	Ready Enable
Final Rank	8
Fastest Section Time (Section)	0:08.52 (Overall)
Top Speed [km/h] (Section)	63.7 (1800m)
Race State	Finished



Aquis Park Gold Coast Poly QLD Professional

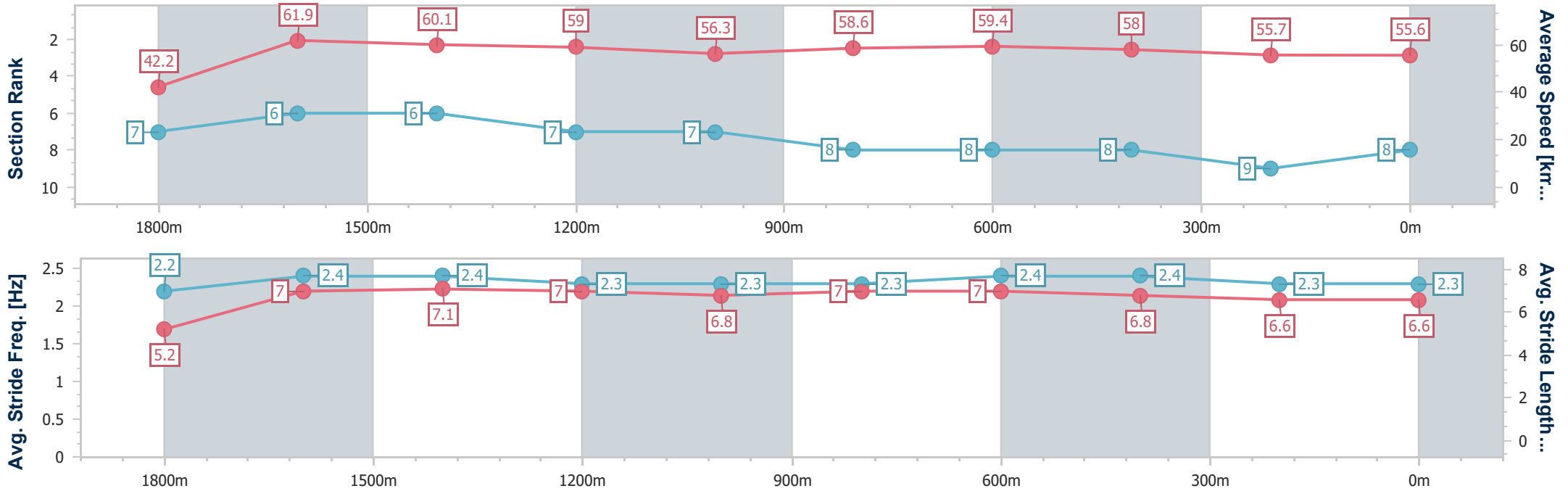
Race 5: BRISBANE BRONCOS Maiden Plate - 1900m



25 November 2023 - 15:29

Track Rating: Synthetic , Weather: Overcast, Rail Position: True

Section	Overall	1800m	1600m	1400m	1200m	1000m	800m	600m	400m	200m
Section Times	2:00.52 [8] (0:08.52)	1:52.00 [7] (0:11.65)	1:40.35 [6] (0:12.01)	1:28.34 [6] (0:12.25)	1:16.09 [7] (0:12.77)	1:03.32 [7] (0:12.35)	0:50.97 [8] (0:12.31)	0:38.66 [8] (0:12.57)	0:26.09 [8] (0:13.02)	0:13.07 [9] (0:13.07)
Average Speed [km/h]	42.2	61.9	60.1	59.0	56.3	58.6	59.4	58.0	55.7	55.6
Top Speed [km/h]	58.6	63.7	61.8	60.2	58.0	59.9	60.1	59.9	56.7	56.3
Avg. Dist. to Rail [m]	4.6	1.0	0.8	0.5	1.2	1.5	2.5	2.8	5.6	6.9
Avg. Stride Freq. [Hz]	2.2	2.4	2.4	2.3	2.3	2.3	2.4	2.4	2.3	2.3
Avg. Stride Length [m]	5.2	7.0	7.1	7.0	6.8	7.0	7.0	6.8	6.6	6.6



- [] Ranking at each section and finish
- .-.- No data available at this section
- NA No data available



Horse/Jockey Name	Angry Bet
Final Rank	9
Fastest Section Time (Section)	0:08.46 (Overall)
Top Speed [km/h] (Section)	63.8 (1800m)
Race State	Finished



Aquis Park Gold Coast Poly QLD Professional

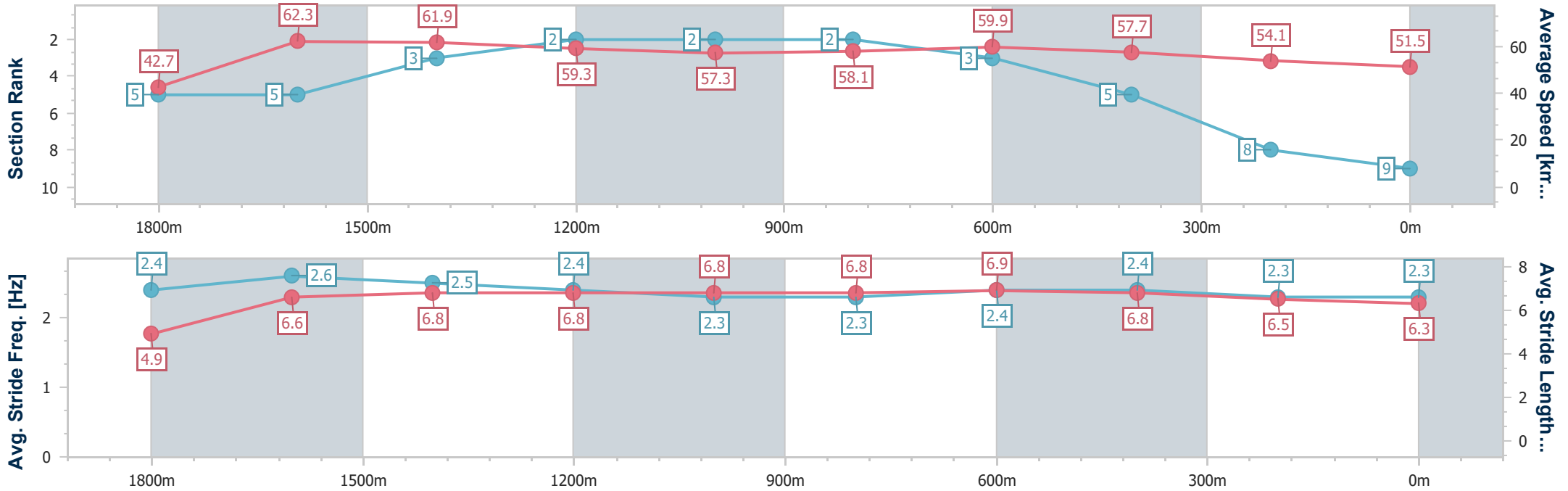
Race 5: BRISBANE BRONCOS Maiden Plate - 1900m



25 November 2023 - 15:29

Track Rating: Synthetic , Weather: Overcast, Rail Position: True

Section	Overall	1800m	1600m	1400m	1200m	1000m	800m	600m	400m	200m
Section Times	2:01.33 [9] (0:08.46)	1:52.87 [5] (0:11.60)	1:41.27 [5] (0:11.65)	1:29.62 [3] (0:12.24)	1:17.38 [2] (0:12.58)	1:04.80 [2] (0:12.49)	0:52.31 [2] (0:12.23)	0:40.08 [3] (0:12.61)	0:27.47 [5] (0:13.39)	0:14.08 [8] (0:14.08)
Average Speed [km/h]	42.7	62.3	61.9	59.3	57.3	58.1	59.9	57.7	54.1	51.5
Top Speed [km/h]	59.4	63.8	62.7	61.9	57.8	59.5	61.1	60.4	55.0	54.5
Avg. Dist. to Rail [m]	5.3	2.0	0.9	1.2	2.5	2.9	3.2	2.8	3.1	4.1
Avg. Stride Freq. [Hz]	2.4	2.6	2.5	2.4	2.3	2.3	2.4	2.4	2.3	2.3
Avg. Stride Length [m]	4.9	6.6	6.8	6.8	6.8	6.8	6.9	6.8	6.5	6.3



- [] Ranking at each section and finish
- .-.- No data available at this section
- NA No data available