



# Sunshine Coast QLD Professional

## Race 7: BVW GROUP Class 1 Plate - 2200m

24 November 2023 - 21:08



Track Rating: Soft 6, Weather: Overcast, Rail Position: +2m Entire

Section		Field Times												
Overall	2000m	1800m	1600m	1400m	1200m	1000m	Last 600m							
2:21.34 (0:14.25)	2:07.09 (0:12.45)	1:54.64 (0:13.08)	1:41.56 (0:13.32)	1:28.24 (0:13.56)	1:14.68 (0:13.65)	1:01.03 (0:13.37)	0:35.04							
Rank	TAB	Horse/Jockey	Barrier	Top Speed [km/h]	Fastest Section	Overall	2000m	1800m	1600m	1400m	1200m	1000m	Last 600m	Distance Travelled [m]
1	10	<b>CHASSAGNE</b> Damien Thornton	8	64.8 400m	0:11.02 400m	2:21.34 [1] (0:15.17)	2:06.17 [9] (0:12.61)	1:53.56 [9] (0:13.29)	1:40.27 [8] (0:13.29)	1:26.98 [8] (0:13.46)	1:13.52 [8] (0:13.54)	0:59.98 [8] (0:13.47)	0:34.13	
2	1	<b>A DIME APPROACH</b> Robbie Dolan	6	62.9 400m	0:11.64 400m	2:22.04 [2] (0:14.33)	2:07.71 [2] (0:12.37)	1:55.34 [1] (0:13.08)	1:42.26 [1] (0:13.32)	1:28.94 [1] (0:13.56)	1:15.38 [1] (0:13.65)	1:01.73 [1] (0:13.37)	0:35.74	-11
3	7	<b>FAST LADY</b> Andrew Mallyon	7	63.3 400m	0:11.62 400m	2:22.08 [3] (0:14.25)	2:07.83 [1] (0:12.47)	1:55.36 [2] (0:13.22)	1:42.14 [2] (0:13.23)	1:28.91 [2] (0:13.52)	1:15.39 [2] (0:13.64)	1:01.75 [2] (0:13.42)	0:35.66	-4
4	5	<b>ZELSON</b> Adin Thompson	3	63.6 400m	0:11.46 400m	2:22.17 [4] (0:14.66)	2:07.51 [5] (0:12.49)	1:55.02 [4] (0:13.15)	1:41.87 [4] (0:13.24)	1:28.63 [4] (0:13.51)	1:15.12 [4] (0:13.58)	1:01.54 [4] (0:13.34)	0:35.65	-12
5	8	<b>FURTHERING</b> Rikki Jamieson	4	64.2 400m	0:11.43 400m	2:22.24 [5] (0:14.88)	2:07.36 [6] (0:12.69)	1:54.67 [7] (0:13.23)	1:41.44 [7] (0:13.27)	1:28.17 [7] (0:13.49)	1:14.68 [7] (0:13.56)	1:01.12 [7] (0:13.45)	0:35.22	-3
6	3	<b>BEFOREHAND</b> Justin Huxtable	10	63.0 400m	0:11.58 400m	2:22.36 [6] (0:14.49)	2:07.87 [3] (0:12.51)	1:55.36 [3] (0:13.21)	1:42.15 [3] (0:13.24)	1:28.91 [3] (0:13.54)	1:15.37 [3] (0:13.61)	1:01.76 [3] (0:13.38)	0:35.78	-5
7	4	<b>SECRET RED</b> Luke Tarrant	2	63.1 400m	0:11.68 400m	2:22.43 [7] (0:14.91)	2:07.52 [7] (0:12.60)	1:54.92 [6] (0:13.09)	1:41.83 [6] (0:13.23)	1:28.60 [6] (0:13.57)	1:15.03 [6] (0:13.56)	1:01.47 [6] (0:13.33)	0:35.60	-13
8	2	<b>ANOTHER DAZZLER</b> Justin Stanley	9	63.2 Overall	0:11.79 600m	2:23.28 [8] (0:14.52)	2:08.76 [4] (0:12.79)	1:55.97 [5] (0:13.22)	1:42.75 [5] (0:13.23)	1:29.52 [5] (0:13.52)	1:16.00 [5] (0:13.60)	1:02.40 [5] (0:13.41)	0:36.51	-4
9	6	<b>AWESOME MOON</b> Karl Zechner	5	61.1 800m	0:11.96 400m	2:23.91 [9] (0:15.03)	2:08.88 [8] (0:12.73)	1:56.15 [8] (0:13.46)	1:42.69 [9] (0:13.19)	1:29.50 [9] (0:13.55)	1:15.95 [9] (0:13.63)	1:02.32 [9] (0:13.42)	0:36.25	-9

Scratched: Royal Court (#9)

[ ] Ranking at each section and finish  
 -:-:- No data available at this section  
 NA No data available

SCN Saddle cloth number  
 DNF Did not finish  
 DNT Did not track



**Sunshine Coast QLD Professional**  
**Race 7: BVW GROUP Class 1 Plate - 2200m**  
**24 November 2023 - 21:08**



Track Rating: Soft 6, Weather: Overcast, Rail Position: +2m Entire

Section										Last 600m	
Field Times				800m	600m	400m	200m			0:35.04	
				0:47.66 (0:12.62)	0:35.04 (0:11.75)	0:23.29 (0:11.64)	0:11.65 (0:11.65)				
Rank	TAB	Horse/Jockey	Barrier	Top Speed [km/h]	Fastest Section					Margin	Distance Travelled [m]
1	10	<b>CHASSAGNE</b> Damien Thornton	8	64.8 400m	0:11.02 400m	0:46.51 [8] (0:12.38)	0:34.13 [8] (0:11.57)	0:22.56 [8] (0:11.02)	0:11.54 [3] (0:11.54)	2:21.34	0:34.13
2	1	<b>A DIME APPROACH</b> Robbie Dolan	6	62.9 400m	0:11.64 400m	0:48.36 [1] (0:12.62)	0:35.74 [1] (0:11.75)	0:23.99 [1] (0:11.64)	0:12.35 [1] (0:12.35)	4L	0:35.74 -11
3	7	<b>FAST LADY</b> Andrew Mallyon	7	63.3 400m	0:11.62 400m	0:48.33 [2] (0:12.67)	0:35.66 [2] (0:11.75)	0:23.91 [2] (0:11.62)	0:12.29 [2] (0:12.29)	4.2L	0:35.66 -4
4	5	<b>ZELSON</b> Adin Thompson	3	63.6 400m	0:11.46 400m	0:48.20 [3] (0:12.55)	0:35.65 [3] (0:11.87)	0:23.78 [4] (0:11.46)	0:12.32 [4] (0:12.32)	4.6L	0:35.65 -12
5	8	<b>FURTHERING</b> Rikki Jamieson	4	64.2 400m	0:11.43 400m	0:47.67 [7] (0:12.45)	0:35.22 [7] (0:11.71)	0:23.51 [7] (0:11.43)	0:12.08 [6] (0:12.08)	4.9L	0:35.22 -3
6	3	<b>BEFOREHAND</b> Justin Huxtable	10	63.0 400m	0:11.58 400m	0:48.38 [4] (0:12.60)	0:35.78 [4] (0:11.80)	0:23.98 [3] (0:11.58)	0:12.40 [5] (0:12.40)	5.4L	0:35.78 -5
7	4	<b>SECRET RED</b> Luke Tarrant	2	63.1 400m	0:11.68 400m	0:48.14 [5] (0:12.54)	0:35.60 [6] (0:11.82)	0:23.78 [6] (0:11.68)	0:12.10 [7] (0:12.10)	5.7L	0:35.60 -13
8	2	<b>ANOTHER DAZZLER</b> Justin Stanley	9	63.2 Overall	0:11.79 600m	0:48.99 [6] (0:12.48)	0:36.51 [5] (0:11.79)	0:24.72 [5] (0:11.79)	0:12.93 [8] (0:12.93)	10.5L	0:36.51 -4
9	6	<b>AWESOME MOON</b> Karl Zechner	5	61.1 800m	0:11.96 400m	0:48.90 [9] (0:12.65)	0:36.25 [9] (0:12.30)	0:23.95 [9] (0:11.96)	0:11.99 [9] (0:11.99)	14L	0:36.25 -9

Scratched: Royal Court (#9)

[ ] Ranking at each section and finish  
 -:-:- No data available at this section  
 NA No data available

SCN Saddle cloth number  
 DNF Did not finish  
 DNT Did not track



Horse/Jockey Name	Chassagne
Final Rank	1
Fastest Section Time (Section)	0:11.02 (400m)
Top Speed [km/h] (Section)	64.8 (400m)
Race State	Finished



Sunshine Coast QLD Professional

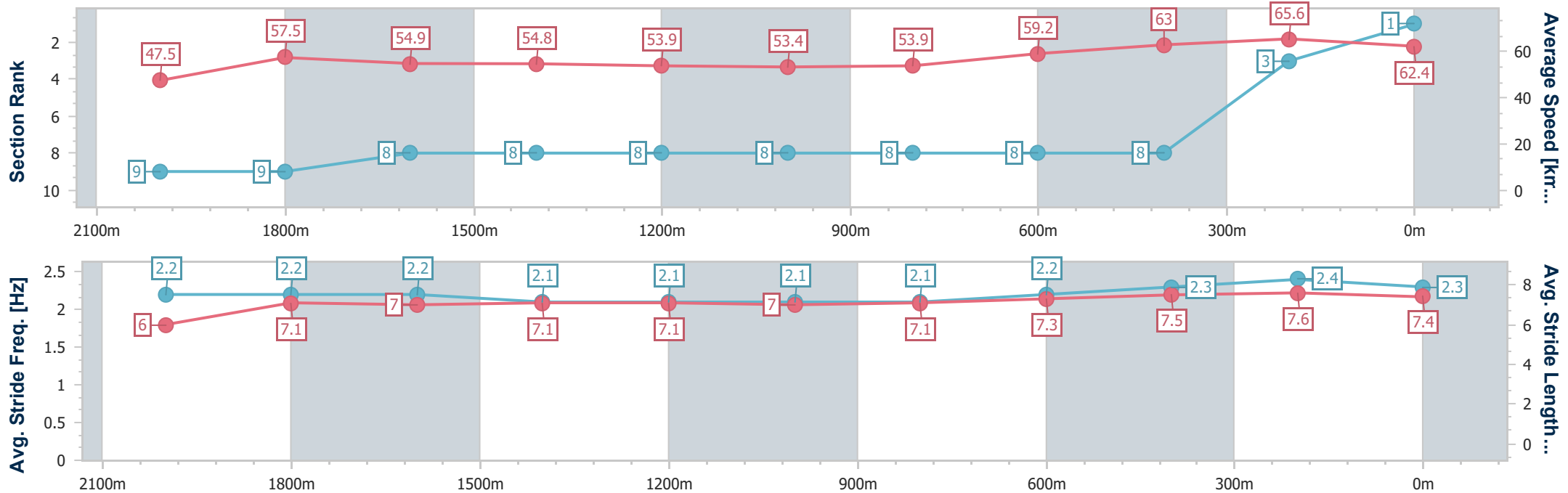
Race 7: BVW GROUP Class 1 Plate - 2200m

24 November 2023 - 21:08



Track Rating: Soft 6, Weather: Overcast, Rail Position: +2m Entire

Section	Overall	2000m	1800m	1600m	1400m	1200m	1000m	800m	600m	400m	200m
Section Times	2:21.34 [1] (0:15.17)	2:06.17 [9] (0:12.61)	1:53.56 [9] (0:13.29)	1:40.27 [8] (0:13.29)	1:26.98 [8] (0:13.46)	1:13.52 [8] (0:13.54)	0:59.98 [8] (0:13.47)	0:46.51 [8] (0:12.38)	0:34.13 [8] (0:11.57)	0:22.56 [8] (0:11.02)	0:11.54 [3] (0:11.54)
Average Speed [km/h]	47.5	57.5	54.9	54.8	53.9	53.4	53.9	59.2	63.0	65.6	62.4
Top Speed [km/h]	58.7	58.8	55.8	55.7	55.7	54.1	56.2	62.8	63.9	64.8	64.8
Avg. Dist. to Rail [m]	6.7	2.5	2.1	3.4	3.5	3.8	3.4	2.7	2.4	7.3	6.3
Avg. Stride Freq. [Hz]	2.2	2.2	2.2	2.1	2.1	2.1	2.1	2.2	2.3	2.4	2.3
Avg. Stride Length [m]	6.0	7.1	7.0	7.1	7.1	7.0	7.1	7.3	7.5	7.6	7.4



- [ ] Ranking at each section and finish
- .-.- No data available at this section
- NA No data available



Horse/Jockey Name	A Dime Approach
Final Rank	2
Fastest Section Time (Section)	0:11.64 (400m)
Top Speed [km/h] (Section)	62.9 (400m)
Race State	Finished



Sunshine Coast QLD Professional

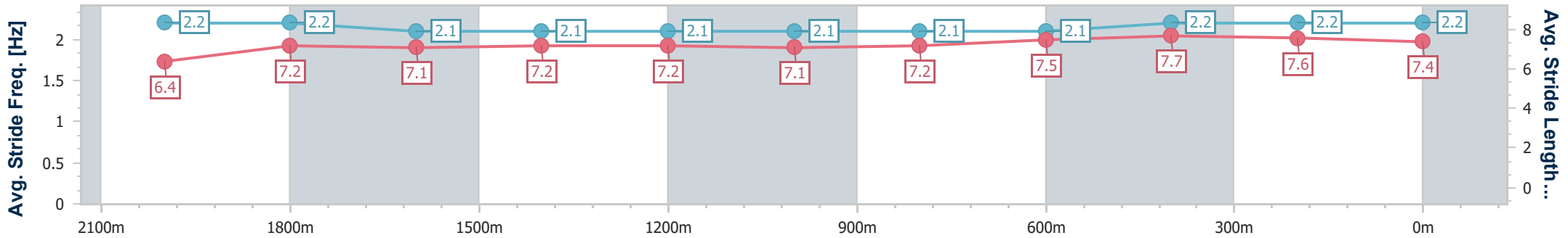
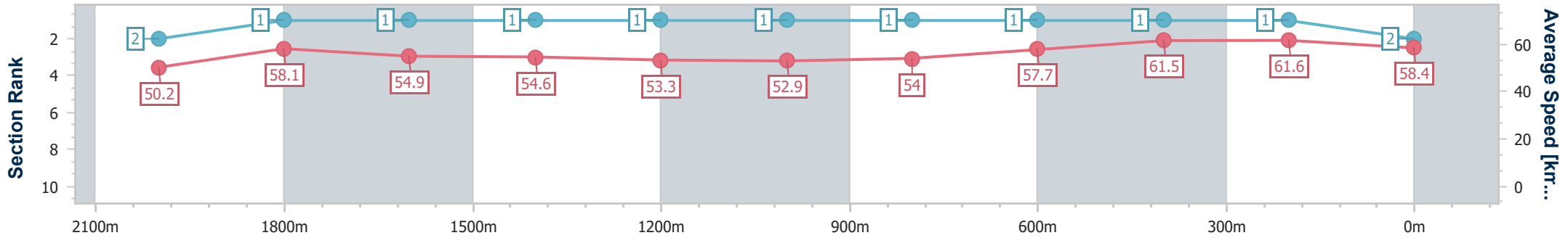
Race 7: BVW GROUP Class 1 Plate - 2200m

24 November 2023 - 21:08



Track Rating: Soft 6, Weather: Overcast, Rail Position: +2m Entire

Section	Overall	2000m	1800m	1600m	1400m	1200m	1000m	800m	600m	400m	200m
Section Times	2:22.04 [2] (0:14.33)	2:07.71 [2] (0:12.37)	1:55.34 [1] (0:13.08)	1:42.26 [1] (0:13.32)	1:28.94 [1] (0:13.56)	1:15.38 [1] (0:13.65)	1:01.73 [1] (0:13.37)	0:48.36 [1] (0:12.62)	0:35.74 [1] (0:11.75)	0:23.99 [1] (0:11.64)	0:12.35 [1] (0:12.35)
Average Speed [km/h]	50.2	58.1	54.9	54.6	53.3	52.9	54.0	57.7	61.5	61.6	58.4
Top Speed [km/h]	61.2	60.4	55.8	55.2	55.2	53.5	55.3	59.6	62.3	62.9	60.6
Avg. Dist. to Rail [m]	3.3	1.2	1.3	2.0	2.3	2.2	2.1	1.4	0.7	3.4	4.1
Avg. Stride Freq. [Hz]	2.2	2.2	2.1	2.1	2.1	2.1	2.1	2.1	2.2	2.2	2.2
Avg. Stride Length [m]	6.4	7.2	7.1	7.2	7.2	7.1	7.2	7.5	7.7	7.6	7.4



- [ ] Ranking at each section and finish
- .-.- No data available at this section
- NA No data available



Horse/Jockey Name	Fast Lady
Final Rank	3
Fastest Section Time (Section)	0:11.62 (400m)
Top Speed [km/h] (Section)	63.3 (400m)
Race State	Finished



Sunshine Coast QLD Professional

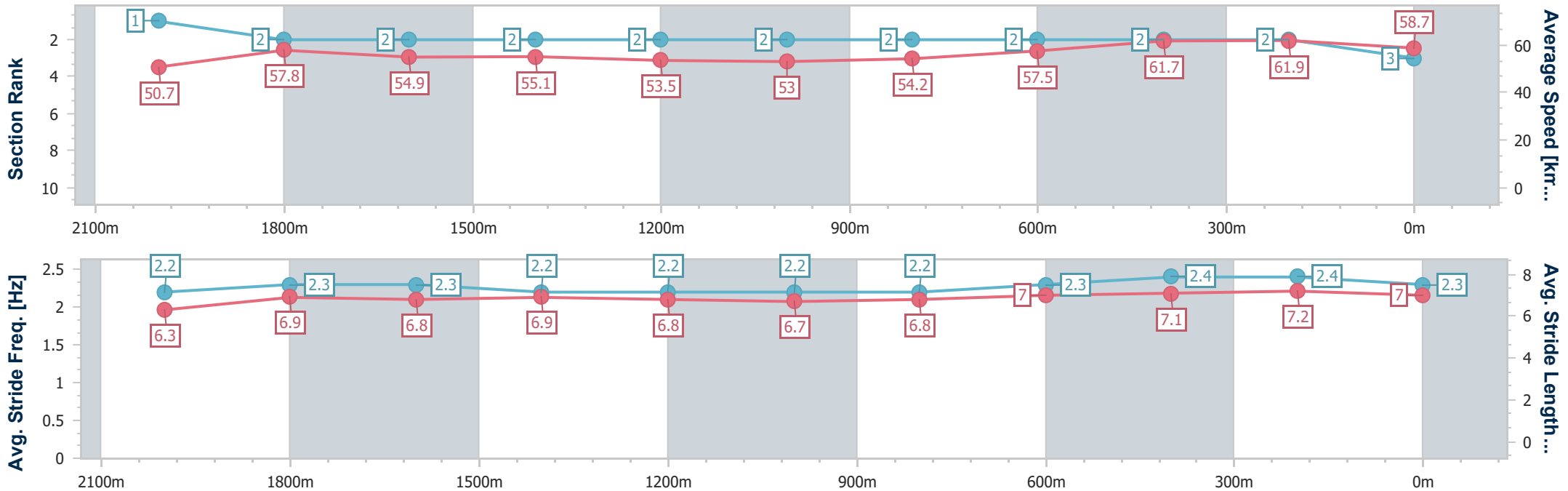
Race 7: BVW GROUP Class 1 Plate - 2200m

24 November 2023 - 21:08

Track Rating: Soft 6, Weather: Overcast, Rail Position: +2m Entire



Section	Overall	2000m	1800m	1600m	1400m	1200m	1000m	800m	600m	400m	200m
Section Times	2:22.08 [3] (0:14.25)	2:07.83 [1] (0:12.47)	1:55.36 [2] (0:13.22)	1:42.14 [2] (0:13.23)	1:28.91 [2] (0:13.52)	1:15.39 [2] (0:13.64)	1:01.75 [2] (0:13.42)	0:48.33 [2] (0:12.67)	0:35.66 [2] (0:11.75)	0:23.91 [2] (0:11.62)	0:12.29 [2] (0:12.29)
Average Speed [km/h]	50.7	57.8	54.9	55.1	53.5	53.0	54.2	57.5	61.7	61.9	58.7
Top Speed [km/h]	60.9	60.8	55.4	55.5	55.1	53.3	55.3	59.6	63.0	63.3	61.2
Avg. Dist. to Rail [m]	6.1	1.2	1.6	3.0	3.2	3.1	2.9	2.3	1.0	3.6	4.6
Avg. Stride Freq. [Hz]	2.2	2.3	2.3	2.2	2.2	2.2	2.2	2.3	2.4	2.4	2.3
Avg. Stride Length [m]	6.3	6.9	6.8	6.9	6.8	6.7	6.8	7.0	7.1	7.2	7.0



- [ ] Ranking at each section and finish
- .-.- No data available at this section
- NA No data available



Horse/Jockey Name	Zelson
Final Rank	4
Fastest Section Time (Section)	0:11.46 (400m)
Top Speed [km/h] (Section)	63.6 (400m)
Race State	Finished



Sunshine Coast QLD Professional

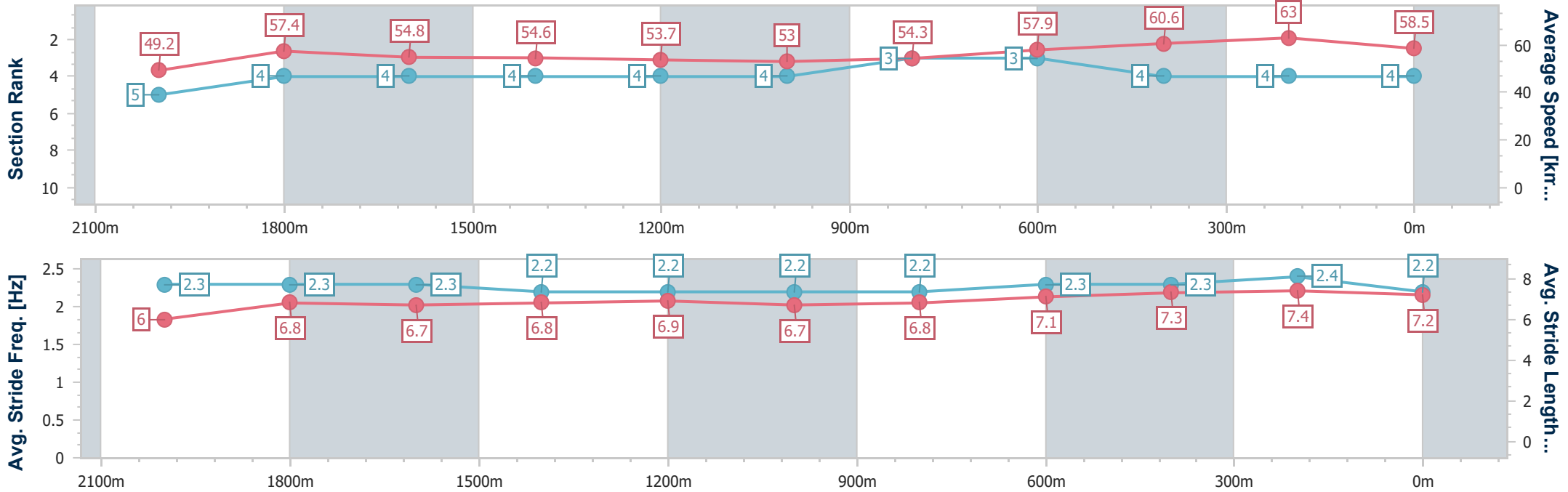
Race 7: BVW GROUP Class 1 Plate - 2200m

24 November 2023 - 21:08

Track Rating: Soft 6, Weather: Overcast, Rail Position: +2m Entire



Section	Overall	2000m	1800m	1600m	1400m	1200m	1000m	800m	600m	400m	200m
Section Times	2:22.17 [4] (0:14.66)	2:07.51 [5] (0:12.49)	1:55.02 [4] (0:13.15)	1:41.87 [4] (0:13.24)	1:28.63 [4] (0:13.51)	1:15.12 [4] (0:13.58)	1:01.54 [4] (0:13.34)	0:48.20 [3] (0:12.55)	0:35.65 [3] (0:11.87)	0:23.78 [4] (0:11.46)	0:12.32 [4] (0:12.32)
Average Speed [km/h]	49.2	57.4	54.8	54.6	53.7	53.0	54.3	57.9	60.6	63.0	58.5
Top Speed [km/h]	60.5	60.0	56.5	55.7	54.5	53.5	55.7	59.4	62.0	63.6	61.3
Avg. Dist. to Rail [m]	1.8	0.8	0.9	1.8	2.2	2.3	2.0	1.4	0.3	1.8	2.8
Avg. Stride Freq. [Hz]	2.3	2.3	2.3	2.2	2.2	2.2	2.2	2.3	2.3	2.4	2.2
Avg. Stride Length [m]	6.0	6.8	6.7	6.8	6.9	6.7	6.8	7.1	7.3	7.4	7.2



- [ ] Ranking at each section and finish
- .-.- No data available at this section
- NA No data available



Horse/Jockey Name	Furthering
Final Rank	5
Fastest Section Time (Section)	0:11.43 (400m)
Top Speed [km/h] (Section)	64.2 (400m)
Race State	Finished



Sunshine Coast QLD Professional

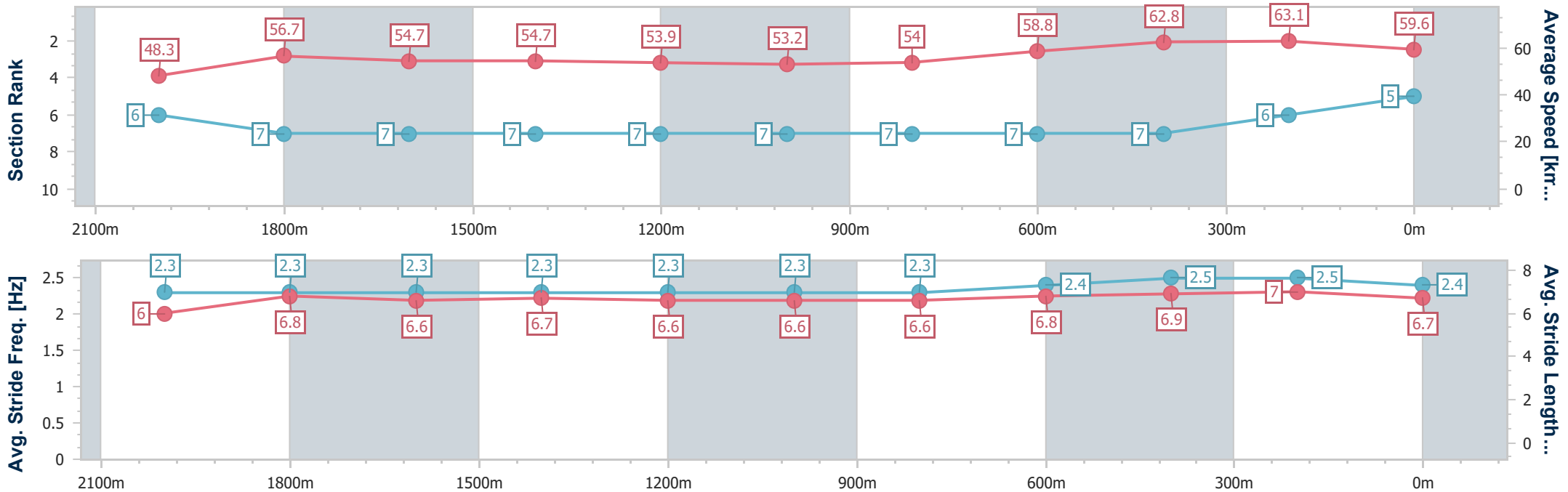
Race 7: BVW GROUP Class 1 Plate - 2200m

24 November 2023 - 21:08



Track Rating: Soft 6, Weather: Overcast, Rail Position: +2m Entire

Section	Overall	2000m	1800m	1600m	1400m	1200m	1000m	800m	600m	400m	200m
Section Times	2:22.24 [5] (0:14.88)	2:07.36 [6] (0:12.69)	1:54.67 [7] (0:13.23)	1:41.44 [7] (0:13.27)	1:28.17 [7] (0:13.49)	1:14.68 [7] (0:13.56)	1:01.12 [7] (0:13.45)	0:47.67 [7] (0:12.45)	0:35.22 [7] (0:11.71)	0:23.51 [7] (0:11.43)	0:12.08 [6] (0:12.08)
Average Speed [km/h]	48.3	56.7	54.7	54.7	53.9	53.2	54.0	58.8	62.8	63.1	59.6
Top Speed [km/h]	60.2	59.0	55.8	56.1	56.1	54.0	55.7	61.6	63.6	64.2	61.1
Avg. Dist. to Rail [m]	2.3	0.5	0.9	3.0	3.3	3.6	3.4	2.8	3.6	5.9	6.7
Avg. Stride Freq. [Hz]	2.3	2.3	2.3	2.3	2.3	2.3	2.3	2.4	2.5	2.5	2.4
Avg. Stride Length [m]	6.0	6.8	6.6	6.7	6.6	6.6	6.6	6.8	6.9	7.0	6.7



- [ ] Ranking at each section and finish
- .-.- No data available at this section
- NA No data available



Horse/Jockey Name	Beforehand
Final Rank	6
Fastest Section Time (Section)	0:11.58 (400m)
Top Speed [km/h] (Section)	63.0 (400m)
Race State	Finished



Sunshine Coast QLD Professional

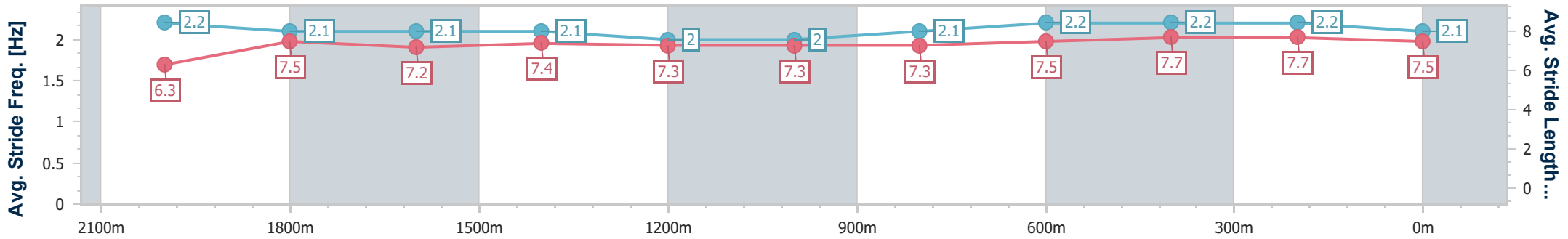
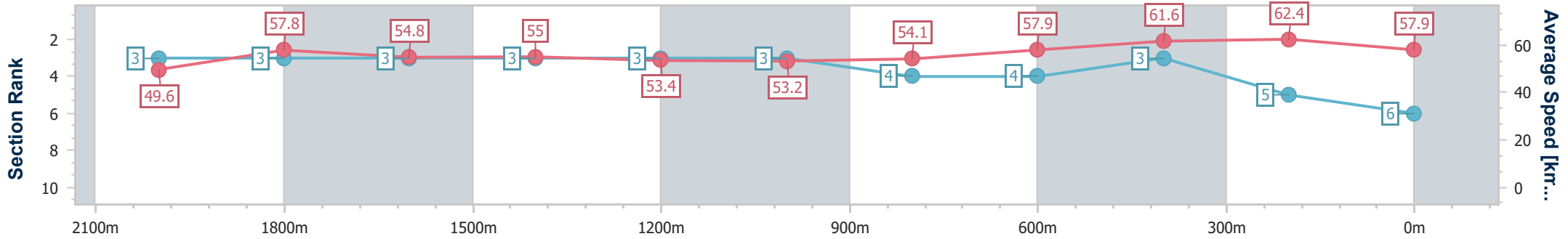
Race 7: BVW GROUP Class 1 Plate - 2200m

24 November 2023 - 21:08



Track Rating: Soft 6, Weather: Overcast, Rail Position: +2m Entire

Section	Overall	2000m	1800m	1600m	1400m	1200m	1000m	800m	600m	400m	200m
Section Times	2:22.36 [6] (0:14.49)	2:07.87 [3] (0:12.51)	1:55.36 [3] (0:13.21)	1:42.15 [3] (0:13.24)	1:28.91 [3] (0:13.54)	1:15.37 [3] (0:13.61)	1:01.76 [3] (0:13.38)	0:48.38 [4] (0:12.60)	0:35.78 [4] (0:11.80)	0:23.98 [3] (0:11.58)	0:12.40 [5] (0:12.40)
Average Speed [km/h]	49.6	57.8	54.8	55.0	53.4	53.2	54.1	57.9	61.6	62.4	57.9
Top Speed [km/h]	61.1	60.8	55.7	55.5	54.9	53.4	55.8	59.9	62.7	63.0	61.1
Avg. Dist. to Rail [m]	7.4	0.7	1.1	3.2	3.4	3.4	3.1	2.2	1.8	4.9	6.6
Avg. Stride Freq. [Hz]	2.2	2.1	2.1	2.1	2.0	2.0	2.1	2.2	2.2	2.2	2.1
Avg. Stride Length [m]	6.3	7.5	7.2	7.4	7.3	7.3	7.3	7.5	7.7	7.7	7.5



- [ ] Ranking at each section and finish
- .-.- No data available at this section
- NA No data available





Horse/Jockey Name	Secret Red
Final Rank	7
Fastest Section Time (Section)	0:11.68 (400m)
Top Speed [km/h] (Section)	63.1 (400m)
Race State	Finished



Sunshine Coast QLD Professional

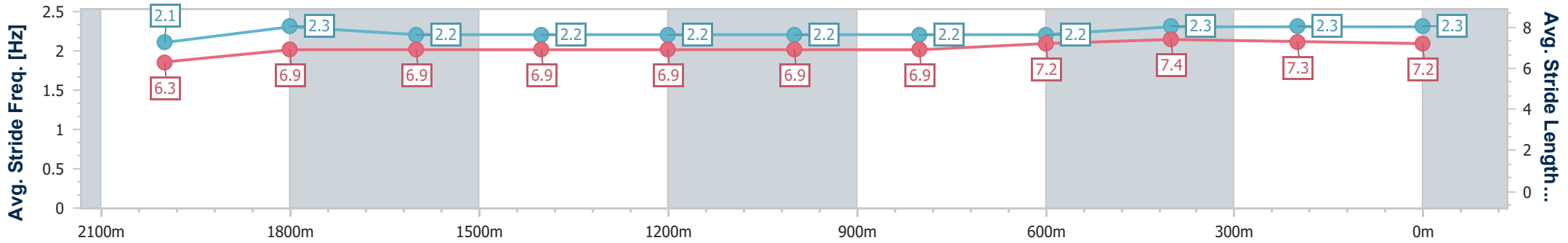
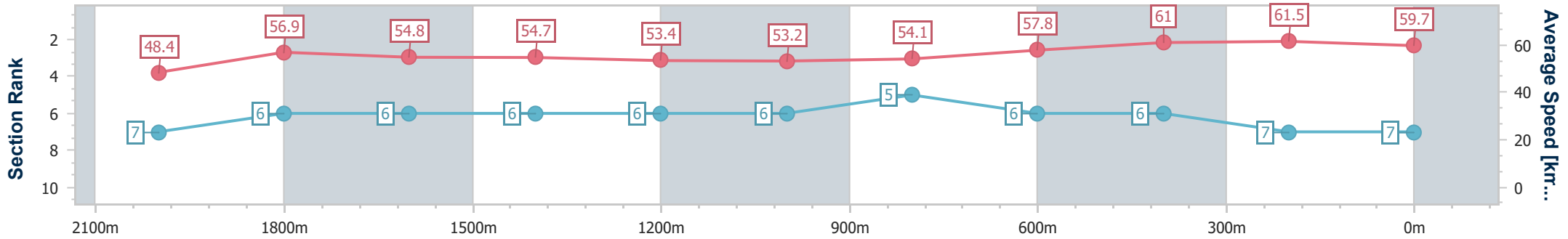
Race 7: BVW GROUP Class 1 Plate - 2200m

24 November 2023 - 21:08



Track Rating: Soft 6, Weather: Overcast, Rail Position: +2m Entire

Section	Overall	2000m	1800m	1600m	1400m	1200m	1000m	800m	600m	400m	200m
Section Times	2:22.43 [7] (0:14.91)	2:07.52 [7] (0:12.60)	1:54.92 [6] (0:13.09)	1:41.83 [6] (0:13.23)	1:28.60 [6] (0:13.57)	1:15.03 [6] (0:13.56)	1:01.47 [6] (0:13.33)	0:48.14 [5] (0:12.54)	0:35.60 [6] (0:11.82)	0:23.78 [6] (0:11.68)	0:12.10 [7] (0:12.10)
Average Speed [km/h]	48.4	56.9	54.8	54.7	53.4	53.2	54.1	57.8	61.0	61.5	59.7
Top Speed [km/h]	60.3	60.0	55.6	55.5	54.6	54.0	56.3	59.9	62.3	63.1	60.8
Avg. Dist. to Rail [m]	0.8	1.2	1.1	1.9	2.3	2.2	1.8	0.9	0.3	3.2	6.3
Avg. Stride Freq. [Hz]	2.1	2.3	2.2	2.2	2.2	2.2	2.2	2.2	2.3	2.3	2.3
Avg. Stride Length [m]	6.3	6.9	6.9	6.9	6.9	6.9	6.9	7.2	7.4	7.3	7.2



- [ ] Ranking at each section and finish
- .-.- No data available at this section
- NA No data available



Horse/Jockey Name	Another Dazzler
Final Rank	8
Fastest Section Time (Section)	0:11.79 (600m)
Top Speed [km/h] (Section)	63.2 (Overall)
Race State	Finished



Sunshine Coast QLD Professional

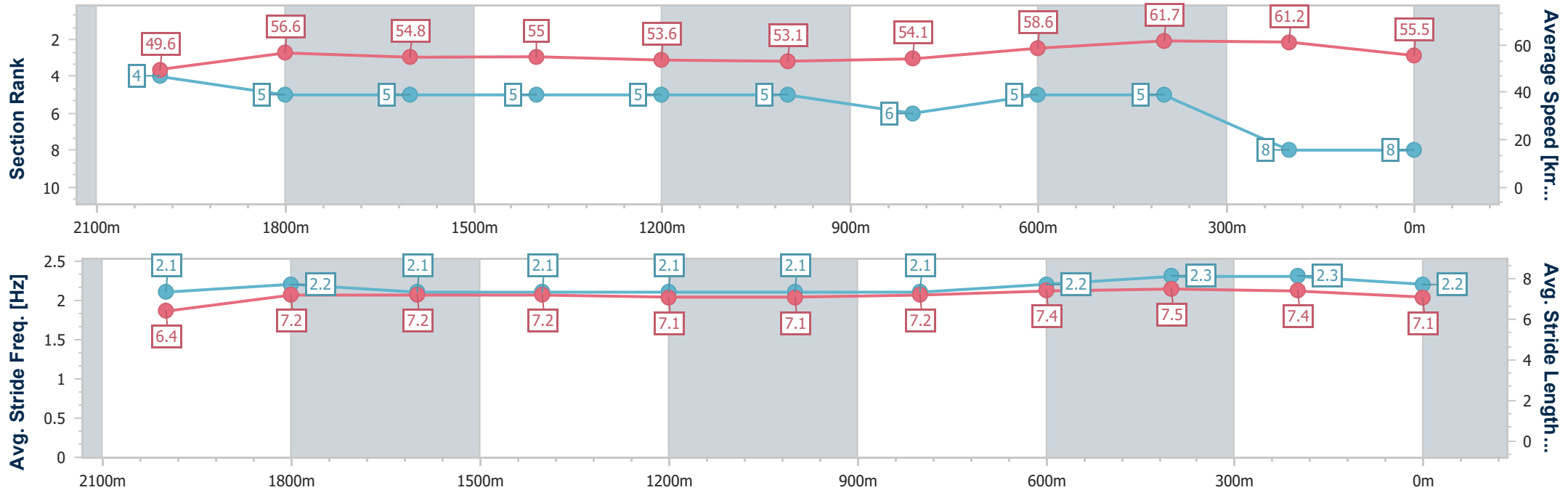
Race 7: BVW GROUP Class 1 Plate - 2200m



24 November 2023 - 21:08

Track Rating: Soft 6, Weather: Overcast, Rail Position: +2m Entire

Section	Overall	2000m	1800m	1600m	1400m	1200m	1000m	800m	600m	400m	200m
Section Times	2:23.28 [8] (0:14.52)	2:08.76 [4] (0:12.79)	1:55.97 [5] (0:13.22)	1:42.75 [5] (0:13.23)	1:29.52 [5] (0:13.52)	1:16.00 [5] (0:13.60)	1:02.40 [5] (0:13.41)	0:48.99 [6] (0:12.48)	0:36.51 [5] (0:11.79)	0:24.72 [5] (0:11.79)	0:12.93 [8] (0:12.93)
Average Speed [km/h]	49.6	56.6	54.8	55.0	53.6	53.1	54.1	58.6	61.7	61.2	55.5
Top Speed [km/h]	63.2	59.1	55.4	56.0	55.1	53.7	55.9	61.4	62.6	62.5	59.5
Avg. Dist. to Rail [m]	5.7	0.9	1.5	2.9	3.3	3.4	3.2	2.4	1.7	4.9	6.9
Avg. Stride Freq. [Hz]	2.1	2.2	2.1	2.1	2.1	2.1	2.1	2.2	2.3	2.3	2.2
Avg. Stride Length [m]	6.4	7.2	7.2	7.2	7.1	7.1	7.2	7.4	7.5	7.4	7.1



- [ ] Ranking at each section and finish
- .-.- No data available at this section
- NA No data available



Horse/Jockey Name	Awesome Moon
Final Rank	9
Fastest Section Time (Section)	0:11.96 (400m)
Top Speed [km/h] (Section)	61.1 (800m)
Race State	Finished



Sunshine Coast QLD Professional

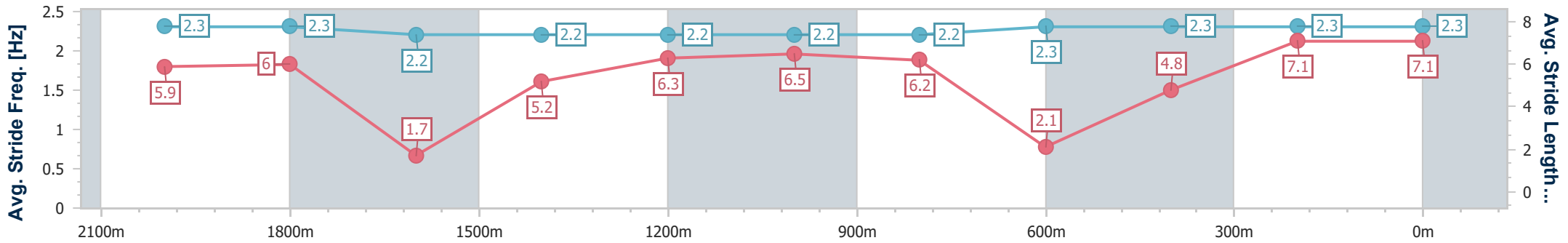
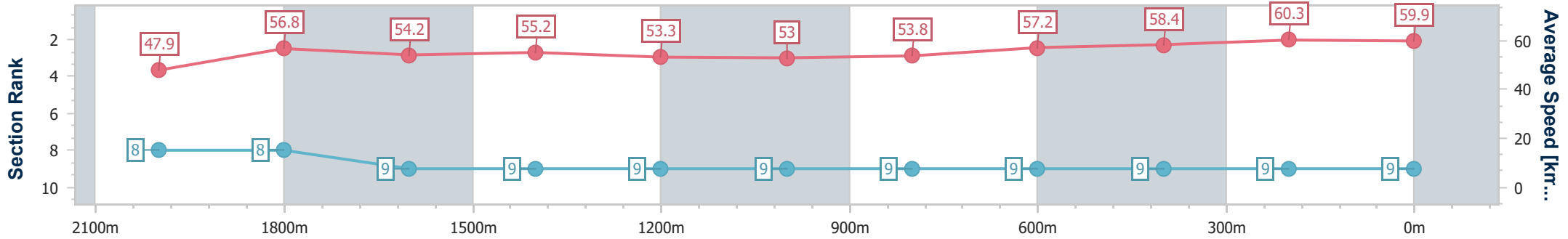
Race 7: BVW GROUP Class 1 Plate - 2200m

24 November 2023 - 21:08



Track Rating: Soft 6, Weather: Overcast, Rail Position: +2m Entire

Section	Overall	2000m	1800m	1600m	1400m	1200m	1000m	800m	600m	400m	200m
Section Times	2:23.91 [9] (0:15.03)	2:08.88 [8] (0:12.73)	1:56.15 [8] (0:13.46)	1:42.69 [9] (0:13.19)	1:29.50 [9] (0:13.55)	1:15.95 [9] (0:13.63)	1:02.32 [9] (0:13.42)	0:48.90 [9] (0:12.65)	0:36.25 [9] (0:12.30)	0:23.95 [9] (0:11.96)	0:11.99 [9] (0:11.99)
Average Speed [km/h]	47.9	56.8	54.2	55.2	53.3	53.0	53.8	57.2	58.4	60.3	59.9
Top Speed [km/h]	57.8	58.9	57.7	56.1	55.9	59.4	55.8	61.1	59.5	60.8	60.6
Avg. Dist. to Rail [m]	3.4	1.0	1.5	3.5	3.6	2.7	2.1	1.3	0.6	4.6	5.3
Avg. Stride Freq. [Hz]	2.3	2.3	2.2	2.2	2.2	2.2	2.2	2.3	2.3	2.3	2.3
Avg. Stride Length [m]	5.9	6.0	1.7	5.2	6.3	6.5	6.2	2.1	4.8	7.1	7.1



- [ ] Ranking at each section and finish
- .-.- No data available at this section
- NA No data available