



Doomben QLD Professional

Race 5: XXXX GOLD BENCHMARK 65 Handicap - 2240m

22 November 2023 - 16:13



BRISBANE
RACING CLUB

Track Rating: Heavy 8, Weather: Overcast, Rail Position: +10m Entire Course

Section													Overall	2000m	1800m	1600m	1400m	1200m	1000m	Last 600m
Field Times													2:22.09 (0:16.83)	2:05.26 (0:11.70)	1:53.56 (0:13.01)	1:40.55 (0:13.27)	1:27.28 (0:12.76)	1:14.52 (0:12.44)	1:02.08 (0:12.96)	0:36.36
Rank	TAB	Horse/Jockey	Barrier	Top Speed [km/h]	Fastest Section								Distance Travelled [m]							
1	8	CLASSIC DEEL Andrew Mallyon	9	62.5 2000m	0:11.68 400m	2:22.09 [1] (0:17.74)	2:04.35 [9] (0:11.93)	1:52.42 [10] (0:12.93)	1:39.49 [10] (0:13.30)	1:26.19 [10] (0:13.05)	1:13.14 [10] (0:12.41)	1:00.73 [10] (0:12.62)	0:35.77							
2	7	AROUND THE BUOY Kyle Wilson-Taylor	6	64.3 2000m	0:11.70 2000m	2:22.18 [2] (0:16.83)	2:05.35 [1] (0:11.70)	1:53.65 [1] (0:13.01)	1:40.64 [1] (0:13.27)	1:27.37 [1] (0:12.87)	1:14.50 [2] (0:12.43)	1:02.07 [2] (0:12.86)	0:36.45	-5						
3	10	THE LOVE ROCKET Robbie Dolan	7	63.3 400m	0:11.66 400m	2:22.36 [3] (0:17.42)	2:04.94 [7] (0:11.93)	1:53.01 [7] (0:12.92)	1:40.09 [7] (0:13.09)	1:27.00 [7] (0:12.96)	1:14.04 [6] (0:12.47)	1:01.57 [6] (0:12.95)	0:36.01	-4						
4	2	LATELY Cejay Graham	1	63.4 Overall	0:11.85 400m	2:22.42 [4] (0:17.21)	2:05.21 [6] (0:11.88)	1:53.33 [5] (0:12.81)	1:40.52 [6] (0:13.40)	1:27.12 [6] (0:13.11)	1:14.01 [7] (0:12.48)	1:01.53 [7] (0:12.82)	0:36.10	-15						
5	1	LEATHER JACKET LEW Blake Spriggs	3	63.5 Overall	0:11.95 400m	2:22.60 [5] (0:16.88)	2:05.72 [2] (0:11.97)	1:53.75 [3] (0:12.90)	1:40.85 [3] (0:13.13)	1:27.72 [4] (0:13.04)	1:14.68 [4] (0:12.45)	1:02.23 [4] (0:12.93)	0:36.57	-11						
6	6	SKYLON James Orman	13	64.2 Overall	0:11.72 2000m	2:22.71 [6] (0:16.93)	2:05.78 [3] (0:11.72)	1:54.06 [2] (0:12.93)	1:41.13 [2] (0:13.24)	1:27.89 [3] (0:12.88)	1:15.01 [3] (0:12.59)	1:02.42 [3] (0:13.09)	0:36.56	-5						
7	11	BELLA TIVACI Damien Thornton	12	62.9 400m	0:11.74 400m	2:22.91 [7] (0:17.92)	2:04.99 [11] (0:12.03)	1:52.96 [11] (0:12.88)	1:40.08 [11] (0:13.18)	1:26.90 [11] (0:13.02)	1:13.88 [11] (0:12.59)	1:01.29 [11] (0:12.55)	0:36.41	+4						
8	4	BADER Luke Tarrant	5	62.2 2000m	0:11.93 400m	2:23.06 [8] (0:17.47)	2:05.59 [8] (0:11.95)	1:53.64 [8] (0:12.93)	1:40.71 [8] (0:13.30)	1:27.41 [8] (0:13.00)	1:14.41 [8] (0:12.51)	1:01.90 [9] (0:12.79)	0:36.48	-11						
9	3	LUCKY EXCHANGE Michael Rodd	10	62.6 400m	0:11.86 400m	2:23.24 [9] (0:17.77)	2:05.47 [10] (0:11.90)	1:53.57 [9] (0:12.87)	1:40.70 [9] (0:13.23)	1:27.47 [9] (0:12.89)	1:14.58 [9] (0:12.44)	1:02.14 [8] (0:12.85)	0:36.79	-1						
10	5	GULF OF SAROS Michael Cahill	4	61.7 1000m	0:11.98 1000m	2:23.46 [10] (0:18.33)	2:05.13 [12] (0:12.09)	1:53.04 [12] (0:12.77)	1:40.27 [12] (0:13.14)	1:27.13 [12] (0:12.91)	1:14.22 [12] (0:12.42)	1:01.80 [12] (0:11.98)	0:37.57	+1						

Scratched: Nitroglycerine (#9)

[] Ranking at each section and finish
 -:-:- No data available at this section
 NA No data available

SCN Saddle cloth number
 DNF Did not finish
 DNT Did not track



Doomben QLD Professional

Race 5: XXXX GOLD BENCHMARK 65 Handicap - 2240m

22 November 2023 - 16:13



BRISBANE
RACING CLUB

Track Rating: Heavy 8, Weather: Overcast, Rail Position: +10m Entire Course

Section		Overall	2000m	1800m	1600m	1400m	1200m	1000m	Last 600m					
Field Times		2:22.09 (0:16.83)	2:05.26 (0:11.70)	1:53.56 (0:13.01)	1:40.55 (0:13.27)	1:27.28 (0:12.76)	1:14.52 (0:12.44)	1:02.08 (0:12.96)	0:36.36					
Rank	TAB Horse/Jockey	Barrier	Top Speed [km/h]	Fastest Section										Distance Travelled [m]
11	12 ONLY LOVE Mark Du Plessis	2	62.6	0:11.96	2:23.63 [11] (0:17.14)	2:06.49 [5] (0:11.96)	1:54.53 [6] (0:12.79)	1:41.74 [5] (0:13.11)	1:28.63 [5] (0:13.01)	1:15.62 [5] (0:12.42)	1:03.20 [5] (0:13.09)	0:37.55	-1	
12	13 IRIDESSA Todd Banks	11	63.2	0:11.87	2:23.86 [12] (0:17.12)	2:06.74 [4] (0:11.87)	1:54.87 [4] (0:12.84)	1:42.03 [4] (0:12.99)	1:29.04 [2] (0:12.75)	1:16.29 [1] (0:12.44)	1:03.85 [1] (0:13.02)	0:37.96	+1	

Scratched: Nitroglycerine (#9)

[] Ranking at each section and finish
 -:-:-:- No data available at this section
 NA No data available

SCN Saddle cloth number
 DNF Did not finish
 DNT Did not track



Doomben QLD Professional

Race 5: XXXX GOLD BENCHMARK 65 Handicap - 2240m

22 November 2023 - 16:13



BRISBANE
RACING CLUB

Track Rating: Heavy 8, Weather: Overcast, Rail Position: +10m Entire Course

Section						800m	600m	400m	200m	Last 600m	
Field Times						0:49.12 (0:12.76)	0:36.36 (0:12.32)	0:24.04 (0:11.72)	0:12.32 (0:12.32)	0:36.36	
Rank	TAB Horse/Jockey	Barrier	Top Speed [km/h]	Fastest Section					Margin	Distance Travelled [m]	
1	8 CLASSIC DEEL Andrew Mallyon	9	62.5 2000m	0:11.68 400m	0:48.11 [11] (0:12.34)	0:35.77 [7] (0:12.11)	0:23.66 [7] (0:11.68)	0:11.98 [5] (0:11.98)	2:22.09	0:35.77	
2	7 AROUND THE BUOY Kyle Wilson-Taylor	6	64.3 2000m	0:11.70 2000m	0:49.21 [1] (0:12.76)	0:36.45 [1] (0:12.34)	0:24.11 [2] (0:11.70)	0:12.41 [1] (0:12.41)	0.49L	0:36.45 -5	
3	10 THE LOVE ROCKET Robbie Dolan	7	63.3 400m	0:11.66 400m	0:48.62 [8] (0:12.61)	0:36.01 [9] (0:12.15)	0:23.86 [10] (0:11.66)	0:12.20 [6] (0:12.20)	1.58L	0:36.01 -4	
4	2 LATELY Cejay Graham	1	63.4 Overall	0:11.85 400m	0:48.71 [7] (0:12.61)	0:36.10 [8] (0:11.91)	0:24.19 [5] (0:11.85)	0:12.34 [4] (0:12.34)	1.9L	0:36.10 -15	
5	1 LEATHER JACKET LEW Blake Spriggs	3	63.5 Overall	0:11.95 400m	0:49.30 [3] (0:12.73)	0:36.57 [4] (0:12.02)	0:24.55 [1] (0:11.95)	0:12.60 [2] (0:12.60)	2.98L	0:36.57 -11	
6	6 SKYLON James Orman	13	64.2 Overall	0:11.72 2000m	0:49.33 [4] (0:12.77)	0:36.56 [6] (0:12.06)	0:24.50 [4] (0:11.80)	0:12.70 [3] (0:12.70)	3.61L	0:36.56 -5	
7	11 BELLA TIVACI Damien Thornton	12	62.9 400m	0:11.74 400m	0:48.74 [12] (0:12.33)	0:36.41 [11] (0:11.95)	0:24.46 [8] (0:11.74)	0:12.72 [8] (0:12.72)	4.78L	0:36.41 +4	
8	4 BADER Luke Tarrant	5	62.2 2000m	0:11.93 400m	0:49.11 [9] (0:12.63)	0:36.48 [12] (0:12.06)	0:24.42 [11] (0:11.93)	0:12.49 [11] (0:12.49)	5.66L	0:36.48 -11	
9	3 LUCKY EXCHANGE Michael Rodd	10	62.6 400m	0:11.86 400m	0:49.29 [10] (0:12.50)	0:36.79 [10] (0:12.21)	0:24.58 [12] (0:11.86)	0:12.72 [9] (0:12.72)	6.76L	0:36.79 -1	
10	5 GULF OF SAROS Michael Cahill	4	61.7 1000m	0:11.98 1000m	0:49.82 [6] (0:12.25)	0:37.57 [2] (0:12.19)	0:25.38 [3] (0:12.10)	0:13.28 [7] (0:13.28)	8.06L	0:37.57 +1	

Scratched: Nitroglycerine (#9)



Doomben QLD Professional

Race 5: XXXX GOLD BENCHMARK 65 Handicap - 2240m

22 November 2023 - 16:13



BRISBANE
RACING CLUB

Track Rating: Heavy 8, Weather: Overcast, Rail Position: +10m Entire Course

Section				800m	600m	400m	200m			Last 600m	
Field Times				0:49.12 (0:12.76)	0:36.36 (0:12.32)	0:24.04 (0:11.72)	0:12.32 (0:12.32)			0:36.36	
Rank	TAB	Horse/Jockey	Barrier	Top Speed [km/h]	Fastest Section	Margin				Distance Travelled [m]	
11	12	ONLY LOVE Mark Du Plessis	2	62.6 Overall	0:11.96 2000m	0:50.11 [5] (0:12.56)	0:37.55 [5] (0:12.17)	0:25.38 [6] (0:12.28)	0:13.10 [10] (0:13.10)	9.03L	0:37.55 -1
12	13	IRIDESSA Todd Banks	11	63.2 Overall	0:11.87 2000m	0:50.83 [2] (0:12.87)	0:37.96 [3] (0:12.57)	0:25.39 [9] (0:12.36)	0:13.03 [12] (0:13.03)	10.38L	0:37.96 +1

Scratched: Nitroglycerine (#9)

[] Ranking at each section and finish
 -:-:-:- No data available at this section
 NA No data available

SCN Saddle cloth number
 DNF Did not finish
 DNT Did not track



Horse/Jockey Name	Classic Deel
Final Rank	1
Fastest Section Time (Section)	0:11.68 (400m)
Top Speed [km/h] (Section)	62.5 (2000m)
Race State	Finished



Doomben QLD Professional

Race 5: XXXX GOLD BENCHMARK 65 Handicap - 2240m

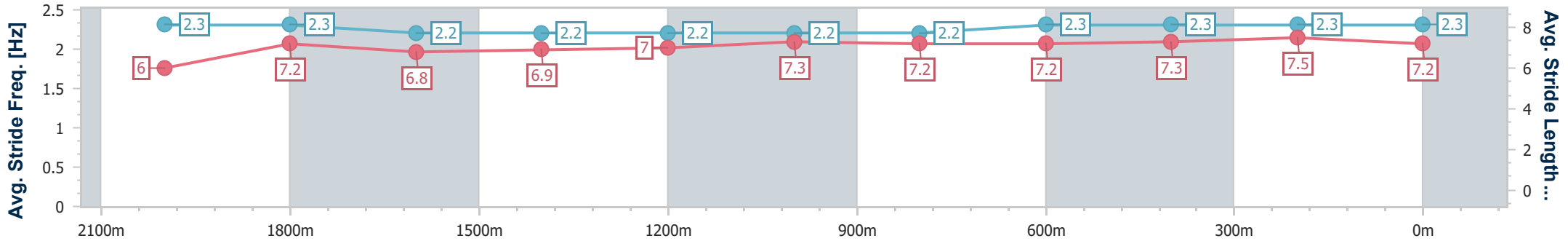
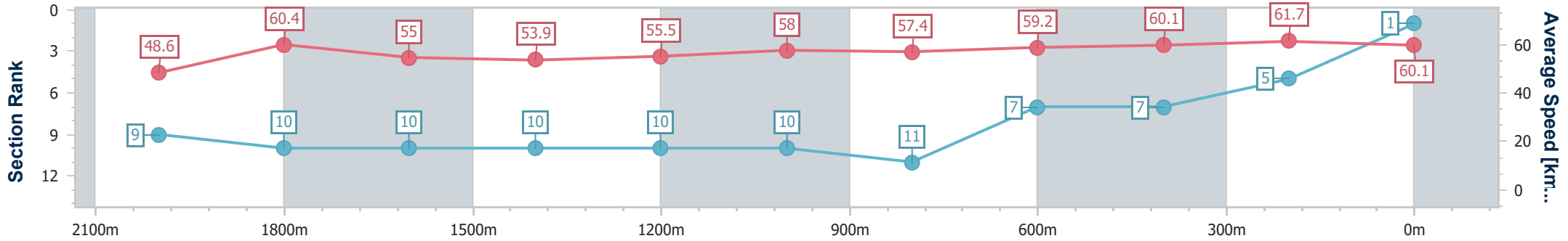
22 November 2023 - 16:13

Track Rating: Heavy 8, Weather: Overcast, Rail Position: +10m
Entire Course



BRISBANE RACING CLUB

Section	Overall	2000m	1800m	1600m	1400m	1200m	1000m	800m	600m	400m	200m
Section Times	2:22.09 [1] (0:17.74)	2:04.35 [9] (0:11.93)	1:52.42 [10] (0:12.93)	1:39.49 [10] (0:13.30)	1:26.19 [10] (0:13.05)	1:13.14 [10] (0:12.41)	1:00.73 [10] (0:12.62)	0:48.11 [11] (0:12.34)	0:35.77 [7] (0:12.11)	0:23.66 [7] (0:11.68)	0:11.98 [5] (0:11.98)
Average Speed [km/h]	48.6	60.4	55.0	53.9	55.5	58.0	57.4	59.2	60.1	61.7	60.1
Top Speed [km/h]	61.0	62.5	58.1	55.3	57.2	58.9	59.4	59.8	61.0	62.3	61.6
Avg. Dist. to Rail [m]	2.5	1.6	2.1	0.8	0.7	1.5	2.0	2.9	2.1	1.9	3.6
Avg. Stride Freq. [Hz]	2.3	2.3	2.2	2.2	2.2	2.2	2.2	2.3	2.3	2.3	2.3
Avg. Stride Length [m]	6.0	7.2	6.8	6.9	7.0	7.3	7.2	7.2	7.3	7.5	7.2



- [] Ranking at each section and finish
- .-.- No data available at this section
- NA No data available



Horse/Jockey Name	Around The Buoy
Final Rank	2
Fastest Section Time (Section)	0:11.70 (2000m)
Top Speed [km/h] (Section)	64.3 (2000m)
Race State	Finished



Doomben QLD Professional

Race 5: XXXX GOLD BENCHMARK 65 Handicap - 2240m

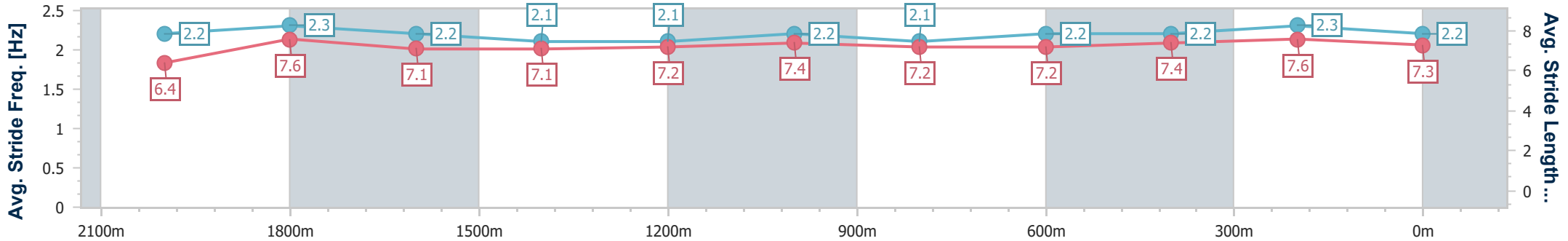
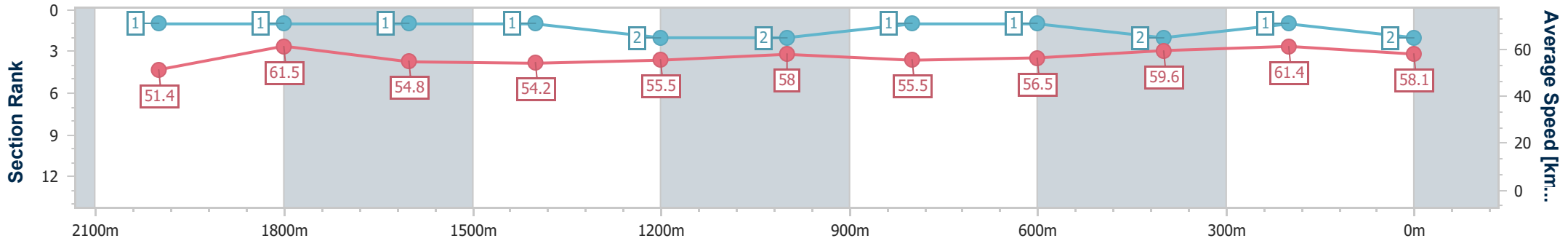
22 November 2023 - 16:13

Track Rating: Heavy 8, Weather: Overcast, Rail Position: +10m Entire Course



BRISBANE RACING CLUB

Section	Overall	2000m	1800m	1600m	1400m	1200m	1000m	800m	600m	400m	200m
Section Times	2:22.18 [2] (0:16.83)	2:05.35 [1] (0:11.70)	1:53.65 [1] (0:13.01)	1:40.64 [1] (0:13.27)	1:27.37 [1] (0:12.87)	1:14.50 [2] (0:12.43)	1:02.07 [2] (0:12.86)	0:49.21 [1] (0:12.76)	0:36.45 [1] (0:12.34)	0:24.11 [2] (0:11.70)	0:12.41 [1] (0:12.41)
Average Speed [km/h]	51.4	61.5	54.8	54.2	55.5	58.0	55.5	56.5	59.6	61.4	58.1
Top Speed [km/h]	64.2	64.3	59.0	54.6	57.9	59.1	56.9	59.9	61.1	62.4	61.1
Avg. Dist. to Rail [m]	3.2	1.1	1.4	0.9	1.2	2.1	2.9	1.8	3.4	0.5	0.4
Avg. Stride Freq. [Hz]	2.2	2.3	2.2	2.1	2.1	2.2	2.1	2.2	2.2	2.3	2.2
Avg. Stride Length [m]	6.4	7.6	7.1	7.1	7.2	7.4	7.2	7.2	7.4	7.6	7.3



- [] Ranking at each section and finish
- .-.-.- No data available at this section
- NA No data available



Horse/Jockey Name	The Love Rocket
Final Rank	3
Fastest Section Time (Section)	0:11.66 (400m)
Top Speed [km/h] (Section)	63.3 (400m)
Race State	Finished



Doomben QLD Professional

Race 5: XXXX GOLD BENCHMARK 65 Handicap - 2240m

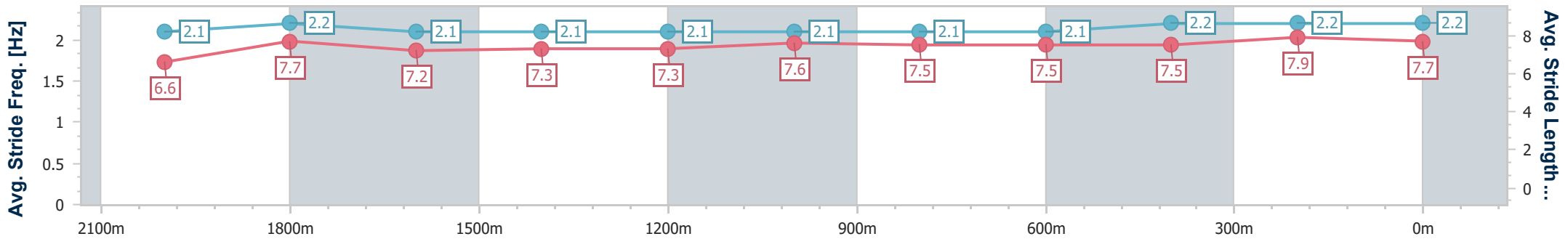
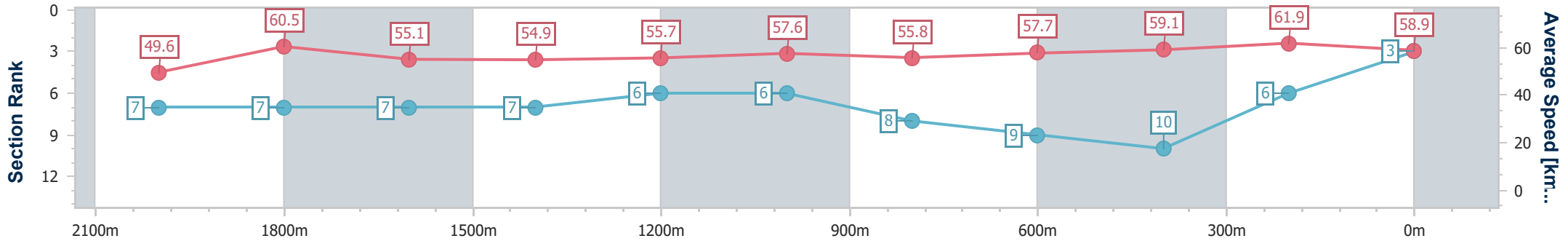
22 November 2023 - 16:13

Track Rating: Heavy 8, Weather: Overcast, Rail Position: +10m
Entire Course



BRISBANE RACING CLUB

Section	Overall	2000m	1800m	1600m	1400m	1200m	1000m	800m	600m	400m	200m
Section Times	2:22.36 [3] (0:17.42)	2:04.94 [7] (0:11.93)	1:53.01 [7] (0:12.92)	1:40.09 [7] (0:13.09)	1:27.00 [7] (0:12.96)	1:14.04 [6] (0:12.47)	1:01.57 [6] (0:12.95)	0:48.62 [8] (0:12.61)	0:36.01 [9] (0:12.15)	0:23.86 [10] (0:11.66)	0:12.20 [6] (0:12.20)
Average Speed [km/h]	49.6	60.5	55.1	54.9	55.7	57.6	55.8	57.7	59.1	61.9	58.9
Top Speed [km/h]	62.4	62.3	58.4	55.4	56.8	59.1	58.3	59.7	60.5	63.3	62.0
Avg. Dist. to Rail [m]	2.2	1.4	1.7	0.5	0.5	1.2	1.2	1.4	0.6	0.9	0.5
Avg. Stride Freq. [Hz]	2.1	2.2	2.1	2.1	2.1	2.1	2.1	2.1	2.2	2.2	2.2
Avg. Stride Length [m]	6.6	7.7	7.2	7.3	7.3	7.6	7.5	7.5	7.5	7.9	7.7



- [] Ranking at each section and finish
- .-.- No data available at this section
- NA No data available



Horse/Jockey Name	Lately
Final Rank	4
Fastest Section Time (Section)	0:11.85 (400m)
Top Speed [km/h] (Section)	63.4 (Overall)
Race State	Finished



Doomben QLD Professional

Race 5: XXXX GOLD BENCHMARK 65 Handicap - 2240m

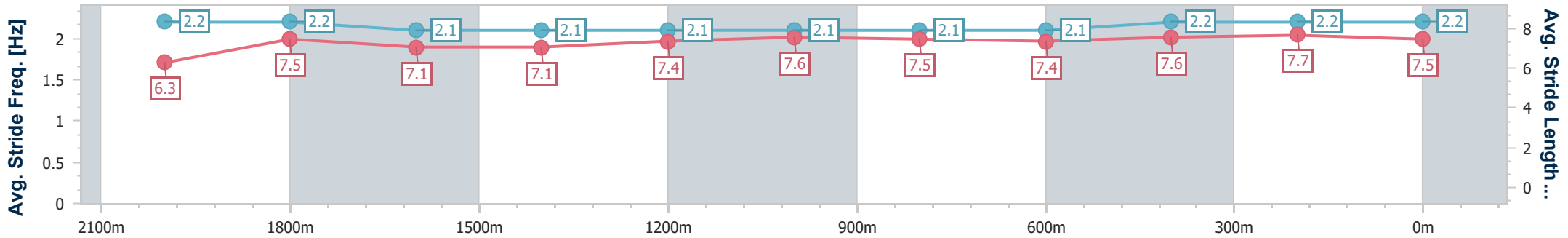
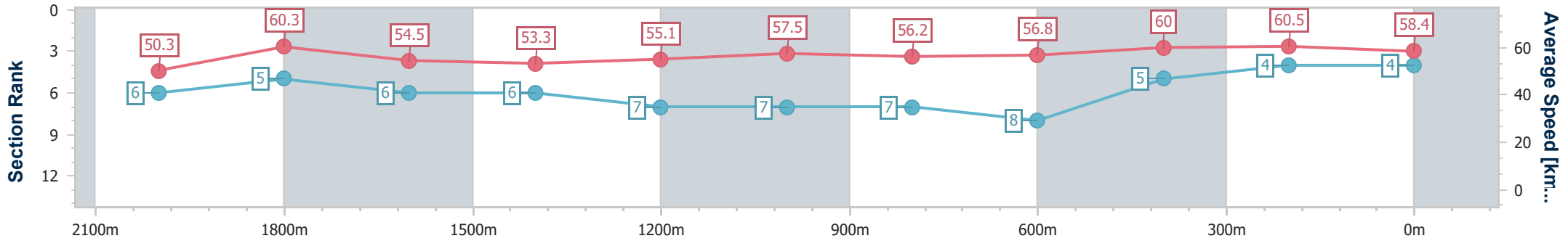
22 November 2023 - 16:13

Track Rating: Heavy 8, Weather: Overcast, Rail Position: +10m
Entire Course



BRISBANE RACING CLUB

Section	Overall	2000m	1800m	1600m	1400m	1200m	1000m	800m	600m	400m	200m
Section Times	2:22.42 [4] (0:17.21)	2:05.21 [6] (0:11.88)	1:53.33 [5] (0:12.81)	1:40.52 [6] (0:13.40)	1:27.12 [6] (0:13.11)	1:14.01 [7] (0:12.48)	1:01.53 [7] (0:12.82)	0:48.71 [7] (0:12.61)	0:36.10 [8] (0:11.91)	0:24.19 [5] (0:11.85)	0:12.34 [4] (0:12.34)
Average Speed [km/h]	50.3	60.3	54.5	53.3	55.1	57.5	56.2	56.8	60.0	60.5	58.4
Top Speed [km/h]	63.4	63.0	57.9	54.0	57.4	59.1	59.1	59.5	60.8	61.7	61.7
Avg. Dist. to Rail [m]	4.5	5.5	5.1	2.0	0.3	0.6	0.5	0.9	1.2	2.1	2.7
Avg. Stride Freq. [Hz]	2.2	2.2	2.1	2.1	2.1	2.1	2.1	2.1	2.2	2.2	2.2
Avg. Stride Length [m]	6.3	7.5	7.1	7.1	7.4	7.6	7.5	7.4	7.6	7.7	7.5



- [] Ranking at each section and finish
- .-.- No data available at this section
- NA No data available



Horse/Jockey Name	Leather Jacket Lew
Final Rank	5
Fastest Section Time (Section)	0:11.95 (400m)
Top Speed [km/h] (Section)	63.5 (Overall)
Race State	Finished



Doomben QLD Professional

Race 5: XXXX GOLD BENCHMARK 65 Handicap - 2240m

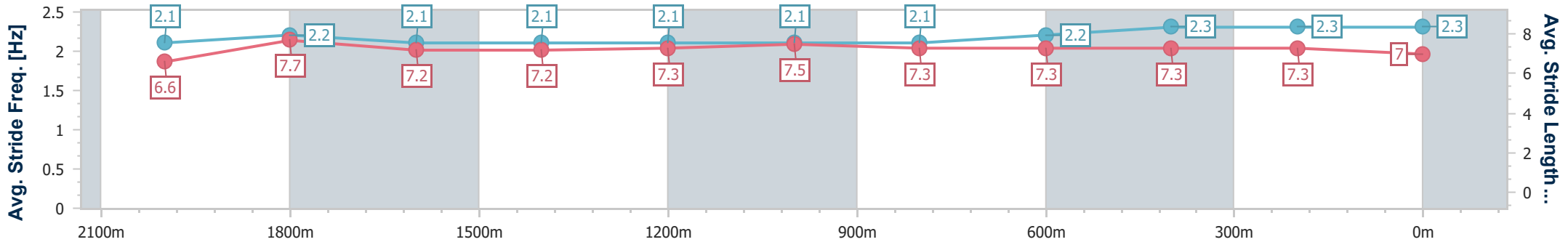
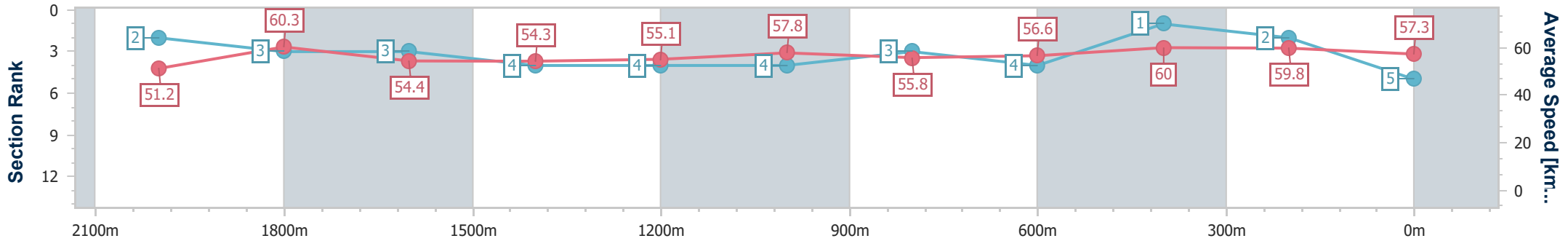
22 November 2023 - 16:13

Track Rating: Heavy 8, Weather: Overcast, Rail Position: +10m
Entire Course



BRISBANE RACING CLUB

Section	Overall	2000m	1800m	1600m	1400m	1200m	1000m	800m	600m	400m	200m
Section Times	2:22.60 [5] (0:16.88)	2:05.72 [2] (0:11.97)	1:53.75 [3] (0:12.90)	1:40.85 [3] (0:13.13)	1:27.72 [4] (0:13.04)	1:14.68 [4] (0:12.45)	1:02.23 [4] (0:12.93)	0:49.30 [3] (0:12.73)	0:36.57 [4] (0:12.02)	0:24.55 [1] (0:11.95)	0:12.60 [2] (0:12.60)
Average Speed [km/h]	51.2	60.3	54.4	54.3	55.1	57.8	55.8	56.6	60.0	59.8	57.3
Top Speed [km/h]	63.5	63.0	57.2	55.3	56.3	58.7	56.7	59.7	60.6	61.1	59.9
Avg. Dist. to Rail [m]	1.0	1.1	3.5	2.7	0.6	0.3	0.4	0.3	0.4	1.0	1.4
Avg. Stride Freq. [Hz]	2.1	2.2	2.1	2.1	2.1	2.1	2.1	2.2	2.3	2.3	2.3
Avg. Stride Length [m]	6.6	7.7	7.2	7.2	7.3	7.5	7.3	7.3	7.3	7.3	7.0



- [] Ranking at each section and finish
- .-.- No data available at this section
- NA No data available



Horse/Jockey Name	Sylon
Final Rank	6
Fastest Section Time (Section)	0:11.72 (2000m)
Top Speed [km/h] (Section)	64.2 (Overall)
Race State	Finished



Doomben QLD Professional

Race 5: XXXX GOLD BENCHMARK 65 Handicap - 2240m

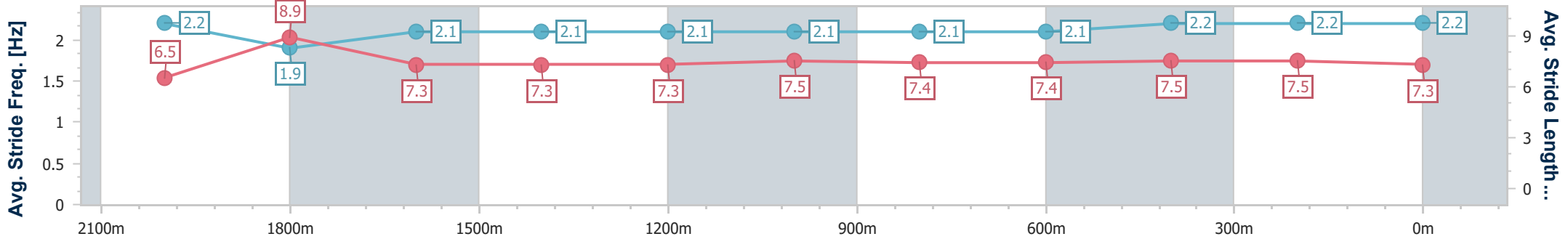
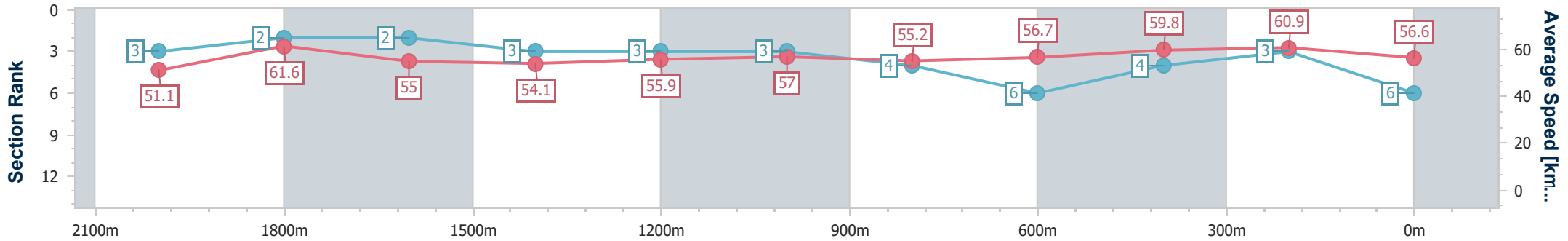
22 November 2023 - 16:13

Track Rating: Heavy 8, Weather: Overcast, Rail Position: +10m
Entire Course



BRISBANE RACING CLUB

Section	Overall	2000m	1800m	1600m	1400m	1200m	1000m	800m	600m	400m	200m
Section Times	2:22.71 [6] (0:16.93)	2:05.78 [3] (0:11.72)	1:54.06 [2] (0:12.93)	1:41.13 [2] (0:13.24)	1:27.89 [3] (0:12.88)	1:15.01 [3] (0:12.59)	1:02.42 [3] (0:13.09)	0:49.33 [4] (0:12.77)	0:36.56 [6] (0:12.06)	0:24.50 [4] (0:11.80)	0:12.70 [3] (0:12.70)
Average Speed [km/h]	51.1	61.6	55.0	54.1	55.9	57.0	55.2	56.7	59.8	60.9	56.6
Top Speed [km/h]	64.2	63.6	57.8	55.5	57.9	58.0	56.1	59.3	60.2	62.2	60.1
Avg. Dist. to Rail [m]	5.6	1.2	1.4	1.2	0.3	0.5	1.1	0.7	0.6	0.8	2.1
Avg. Stride Freq. [Hz]	2.2	1.9	2.1	2.1	2.1	2.1	2.1	2.1	2.2	2.2	2.2
Avg. Stride Length [m]	6.5	8.9	7.3	7.3	7.3	7.5	7.4	7.4	7.5	7.5	7.3



- [] Ranking at each section and finish
- .-.-.- No data available at this section
- NA No data available



Horse/Jockey Name	Bella Tivaci
Final Rank	7
Fastest Section Time (Section)	0:11.74 (400m)
Top Speed [km/h] (Section)	62.9 (400m)
Race State	Finished



Doomben QLD Professional

Race 5: XXXX GOLD BENCHMARK 65 Handicap - 2240m

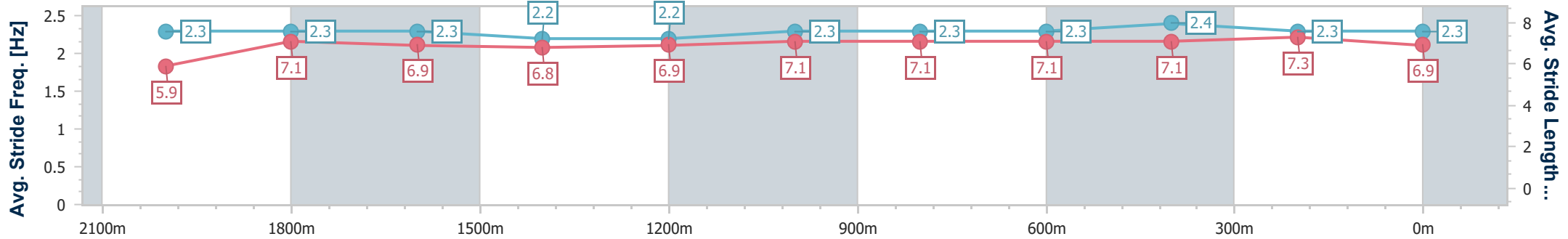
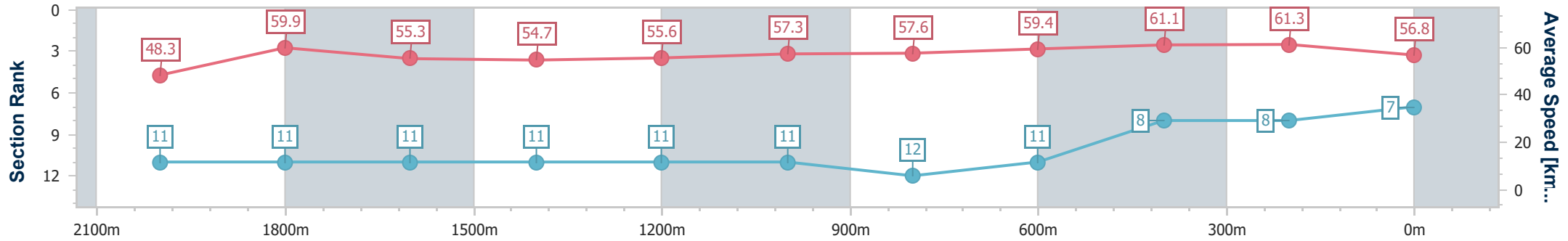
22 November 2023 - 16:13

Track Rating: Heavy 8, Weather: Overcast, Rail Position: +10m
Entire Course



BRISBANE RACING CLUB

Section	Overall	2000m	1800m	1600m	1400m	1200m	1000m	800m	600m	400m	200m
Section Times	2:22.91 [7] (0:17.92)	2:04.99 [11] (0:12.03)	1:52.96 [11] (0:12.88)	1:40.08 [11] (0:13.18)	1:26.90 [11] (0:13.02)	1:13.88 [11] (0:12.59)	1:01.29 [11] (0:12.55)	0:48.74 [12] (0:12.33)	0:36.41 [11] (0:11.95)	0:24.46 [8] (0:11.74)	0:12.72 [8] (0:12.72)
Average Speed [km/h]	48.3	59.9	55.3	54.7	55.6	57.3	57.6	59.4	61.1	61.3	56.8
Top Speed [km/h]	59.2	61.0	57.8	55.9	56.9	59.4	59.9	61.7	62.3	62.9	60.4
Avg. Dist. to Rail [m]	5.4	0.5	1.1	0.6	1.1	1.7	1.5	3.1	2.5	3.1	4.7
Avg. Stride Freq. [Hz]	2.3	2.3	2.3	2.2	2.2	2.3	2.3	2.3	2.4	2.3	2.3
Avg. Stride Length [m]	5.9	7.1	6.9	6.8	6.9	7.1	7.1	7.1	7.1	7.3	6.9



- [] Ranking at each section and finish
- .-.- No data available at this section
- NA No data available



Horse/Jockey Name	Bader
Final Rank	8
Fastest Section Time (Section)	0:11.93 (400m)
Top Speed [km/h] (Section)	62.2 (2000m)
Race State	Finished



Doomben QLD Professional

Race 5: XXXX GOLD BENCHMARK 65 Handicap - 2240m

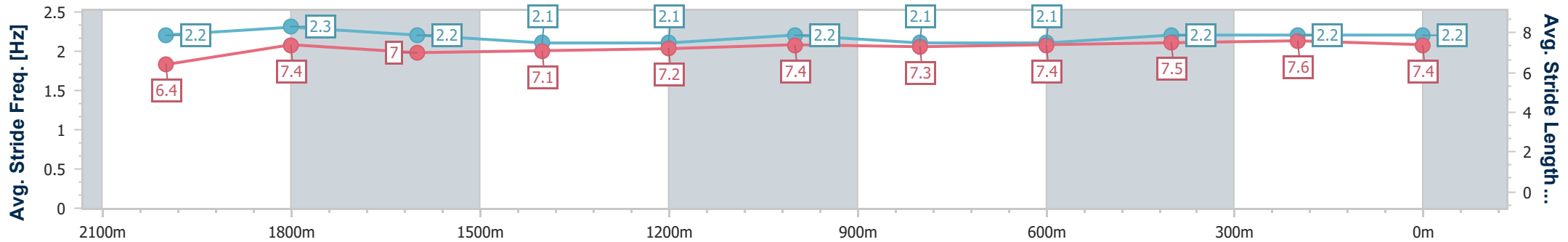
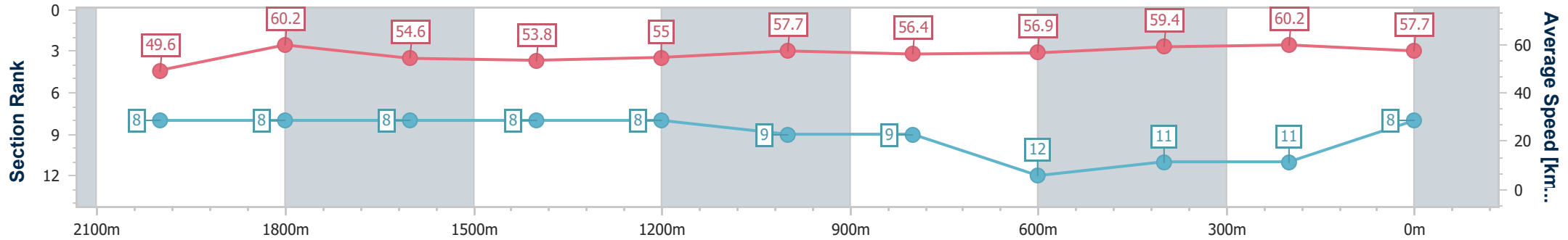
22 November 2023 - 16:13

Track Rating: Heavy 8, Weather: Overcast, Rail Position: +10m Entire Course



BRISBANE RACING CLUB

Section	Overall	2000m	1800m	1600m	1400m	1200m	1000m	800m	600m	400m	200m
Section Times	2:23.06 [8] (0:17.47)	2:05.59 [8] (0:11.95)	1:53.64 [8] (0:12.93)	1:40.71 [8] (0:13.30)	1:27.41 [8] (0:13.00)	1:14.41 [8] (0:12.51)	1:01.90 [9] (0:12.79)	0:49.11 [9] (0:12.63)	0:36.48 [12] (0:12.06)	0:24.42 [11] (0:11.93)	0:12.49 [11] (0:12.49)
Average Speed [km/h]	49.6	60.2	54.6	53.8	55.0	57.7	56.4	56.9	59.4	60.2	57.7
Top Speed [km/h]	62.1	62.2	58.1	54.3	57.0	58.7	58.6	59.5	60.2	61.7	60.4
Avg. Dist. to Rail [m]	1.8	2.0	2.7	2.1	0.8	0.1	0.2	0.3	0.8	1.5	1.0
Avg. Stride Freq. [Hz]	2.2	2.3	2.2	2.1	2.1	2.2	2.1	2.1	2.2	2.2	2.2
Avg. Stride Length [m]	6.4	7.4	7.0	7.1	7.2	7.4	7.3	7.4	7.5	7.6	7.4



- [] Ranking at each section and finish
- .-.- No data available at this section
- NA No data available



Horse/Jockey Name	Lucky Exchange
Final Rank	9
Fastest Section Time (Section)	0:11.86 (400m)
Top Speed [km/h] (Section)	62.6 (400m)
Race State	Finished



Doomben QLD Professional

Race 5: XXXX GOLD BENCHMARK 65 Handicap - 2240m

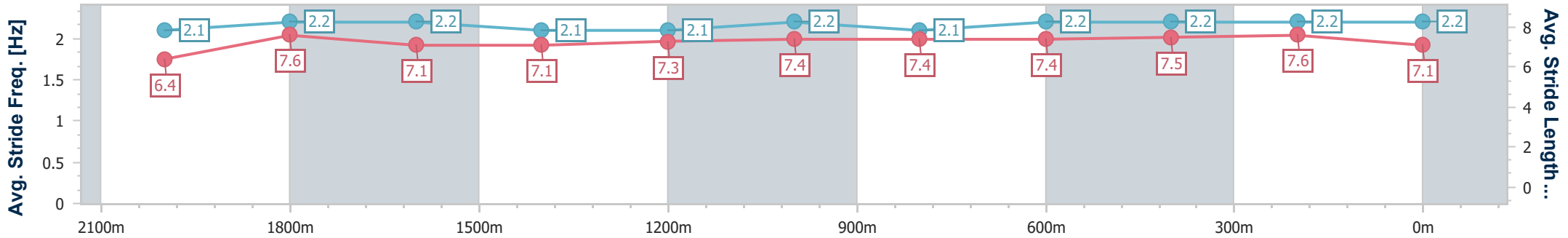
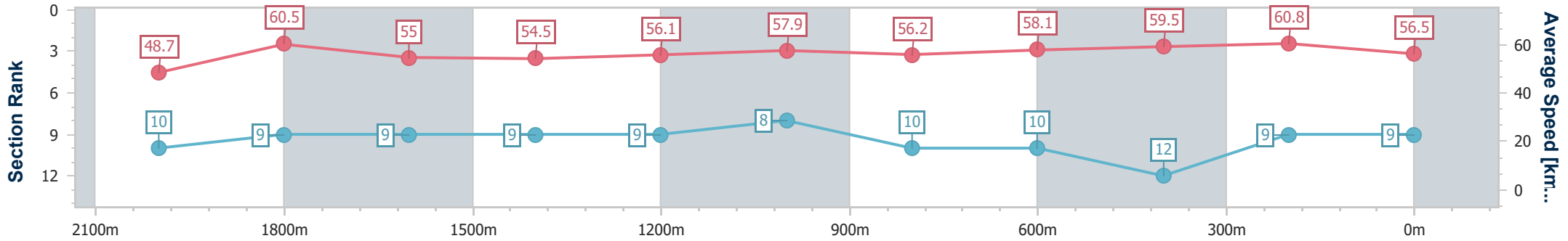
22 November 2023 - 16:13

Track Rating: Heavy 8, Weather: Overcast, Rail Position: +10m
Entire Course



BRISBANE RACING CLUB

Section	Overall	2000m	1800m	1600m	1400m	1200m	1000m	800m	600m	400m	200m
Section Times	2:23.24 [9] (0:17.77)	2:05.47 [10] (0:11.90)	1:53.57 [9] (0:12.87)	1:40.70 [9] (0:13.23)	1:27.47 [9] (0:12.89)	1:14.58 [9] (0:12.44)	1:02.14 [8] (0:12.85)	0:49.29 [10] (0:12.50)	0:36.79 [10] (0:12.21)	0:24.58 [12] (0:11.86)	0:12.72 [9] (0:12.72)
Average Speed [km/h]	48.7	60.5	55.0	54.5	56.1	57.9	56.2	58.1	59.5	60.8	56.5
Top Speed [km/h]	61.4	61.6	58.4	55.2	57.3	59.0	58.8	60.6	60.7	62.6	60.1
Avg. Dist. to Rail [m]	2.6	2.0	2.4	0.6	0.7	1.0	1.1	1.7	1.7	3.3	6.8
Avg. Stride Freq. [Hz]	2.1	2.2	2.2	2.1	2.1	2.2	2.1	2.2	2.2	2.2	2.2
Avg. Stride Length [m]	6.4	7.6	7.1	7.1	7.3	7.4	7.4	7.4	7.5	7.6	7.1



- [] Ranking at each section and finish
- .-.- No data available at this section
- NA No data available



Horse/Jockey Name	Gulf Of Saros
Final Rank	10
Fastest Section Time (Section)	0:11.98 (1000m)
Top Speed [km/h] (Section)	61.7 (1000m)
Race State	Finished



Doomben QLD Professional

Race 5: XXXX GOLD BENCHMARK 65 Handicap - 2240m

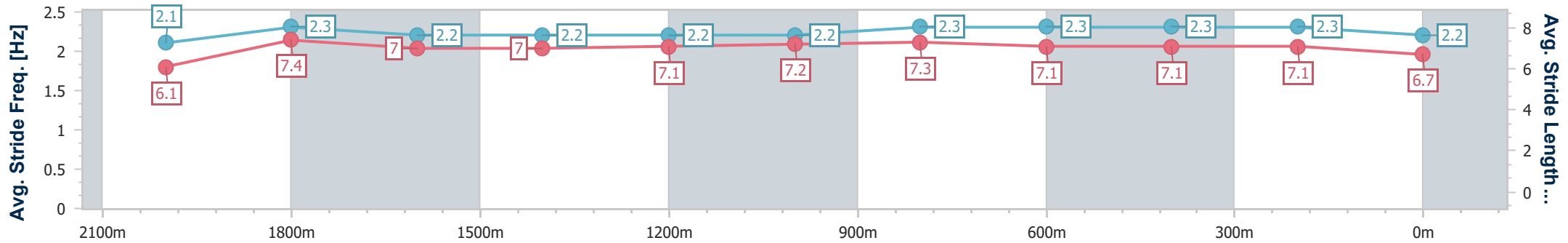
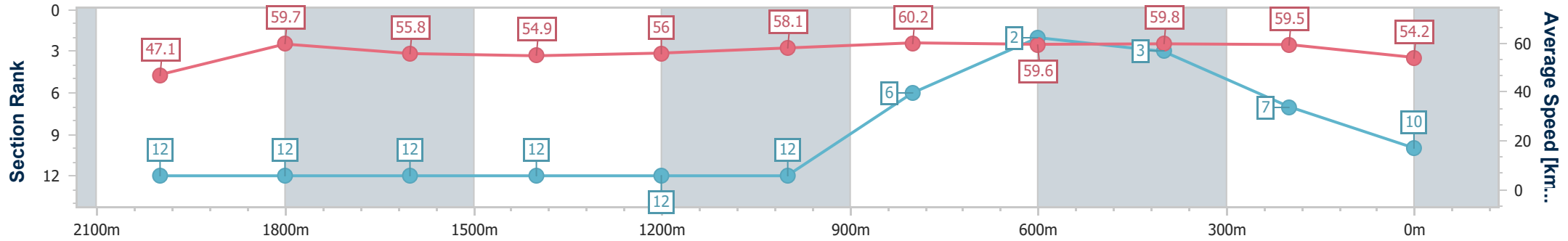
22 November 2023 - 16:13

Track Rating: Heavy 8, Weather: Overcast, Rail Position: +10m Entire Course



BRISBANE RACING CLUB

Section	Overall	2000m	1800m	1600m	1400m	1200m	1000m	800m	600m	400m	200m
Section Times	2:23.46 [10] (0:18.33)	2:05.13 [12] (0:12.09)	1:53.04 [12] (0:12.77)	1:40.27 [12] (0:13.14)	1:27.13 [12] (0:12.91)	1:14.22 [12] (0:12.42)	1:01.80 [12] (0:11.98)	0:49.82 [6] (0:12.25)	0:37.57 [2] (0:12.19)	0:25.38 [3] (0:12.10)	0:13.28 [7] (0:13.28)
Average Speed [km/h]	47.1	59.7	55.8	54.9	56.0	58.1	60.2	59.6	59.8	59.5	54.2
Top Speed [km/h]	60.1	60.1	58.4	56.2	56.8	61.3	61.7	60.7	60.6	60.6	57.2
Avg. Dist. to Rail [m]	0.8	0.4	1.1	0.5	1.1	2.6	1.5	2.8	2.0	0.8	1.6
Avg. Stride Freq. [Hz]	2.1	2.3	2.2	2.2	2.2	2.2	2.3	2.3	2.3	2.3	2.2
Avg. Stride Length [m]	6.1	7.4	7.0	7.0	7.1	7.2	7.3	7.1	7.1	7.1	6.7



- [] Ranking at each section and finish
- .-.- No data available at this section
- NA No data available



Horse/Jockey Name	Only Love
Final Rank	11
Fastest Section Time (Section)	0:11.96 (2000m)
Top Speed [km/h] (Section)	62.6 (Overall)
Race State	Finished



Doomben QLD Professional

Race 5: XXXX GOLD BENCHMARK 65 Handicap - 2240m

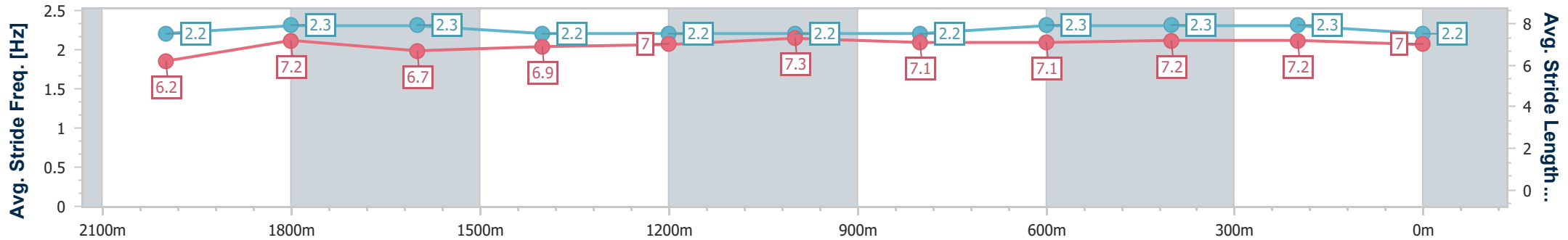
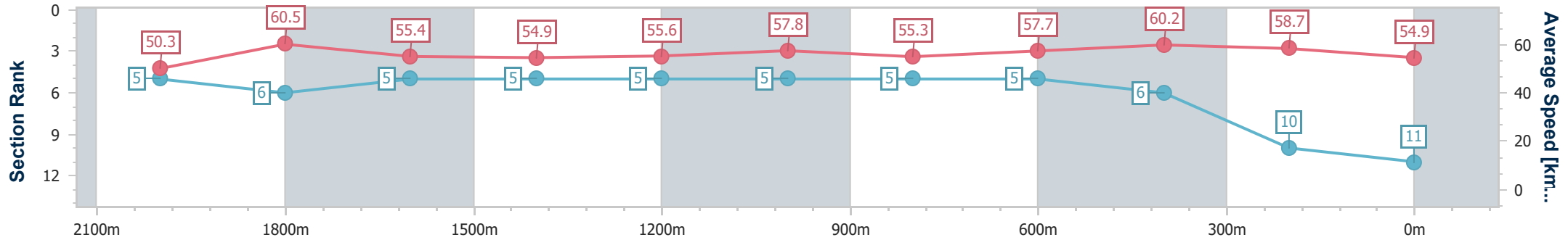
22 November 2023 - 16:13

Track Rating: Heavy 8, Weather: Overcast, Rail Position: +10m
Entire Course



BRISBANE RACING CLUB

Section	Overall	2000m	1800m	1600m	1400m	1200m	1000m	800m	600m	400m	200m
Section Times	2:23.63 [11] (0:17.14)	2:06.49 [5] (0:11.96)	1:54.53 [6] (0:12.79)	1:41.74 [5] (0:13.11)	1:28.63 [5] (0:13.01)	1:15.62 [5] (0:12.42)	1:03.20 [5] (0:13.09)	0:50.11 [5] (0:12.56)	0:37.55 [5] (0:12.17)	0:25.38 [6] (0:12.28)	0:13.10 [10] (0:13.10)
Average Speed [km/h]	50.3	60.5	55.4	54.9	55.6	57.8	55.3	57.7	60.2	58.7	54.9
Top Speed [km/h]	62.6	62.1	57.8	55.7	57.0	59.1	56.5	60.4	60.7	61.1	56.6
Avg. Dist. to Rail [m]	1.9	1.4	2.1	0.7	0.9	1.2	1.2	1.8	2.4	2.7	4.0
Avg. Stride Freq. [Hz]	2.2	2.3	2.3	2.2	2.2	2.2	2.2	2.3	2.3	2.3	2.2
Avg. Stride Length [m]	6.2	7.2	6.7	6.9	7.0	7.3	7.1	7.1	7.2	7.2	7.0



- [] Ranking at each section and finish
- .-.- No data available at this section
- NA No data available



Horse/Jockey Name	Iridessa
Final Rank	12
Fastest Section Time (Section)	0:11.87 (2000m)
Top Speed [km/h] (Section)	63.2 (Overall)
Race State	Finished



Doomben QLD Professional

Race 5: XXXX GOLD BENCHMARK 65 Handicap - 2240m

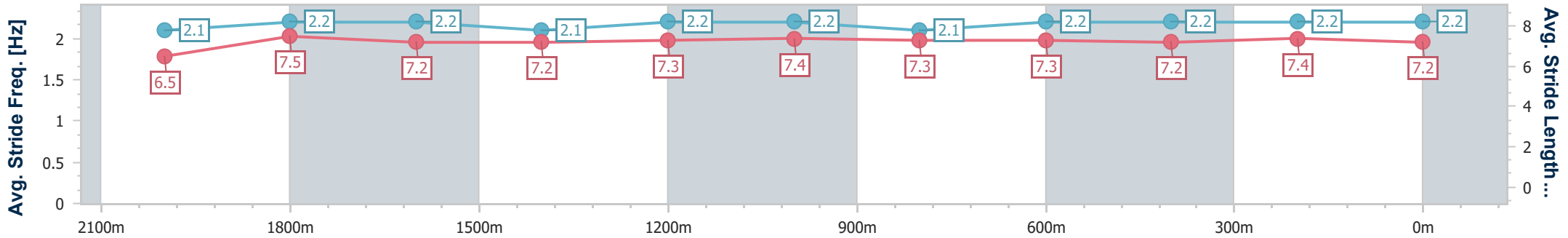
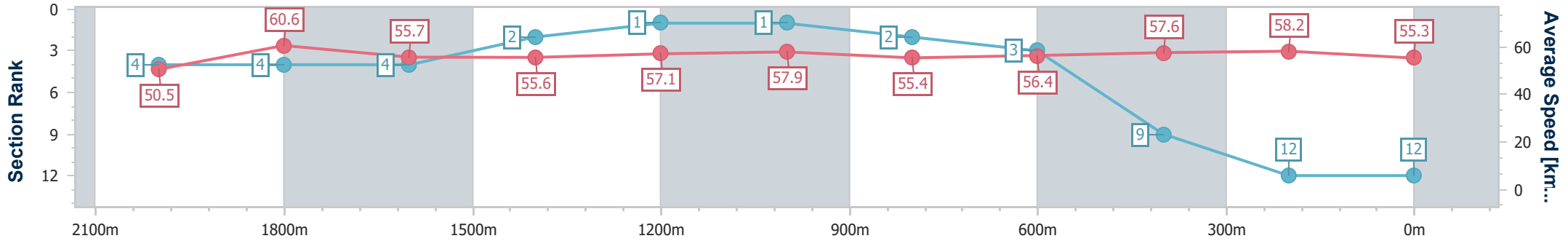
22 November 2023 - 16:13

Track Rating: Heavy 8, Weather: Overcast, Rail Position: +10m Entire Course



BRISBANE RACING CLUB

Section	Overall	2000m	1800m	1600m	1400m	1200m	1000m	800m	600m	400m	200m
Section Times	2:23.86 [12] (0:17.12)	2:06.74 [4] (0:11.87)	1:54.87 [4] (0:12.84)	1:42.03 [4] (0:12.99)	1:29.04 [2] (0:12.75)	1:16.29 [1] (0:12.44)	1:03.85 [1] (0:13.02)	0:50.83 [2] (0:12.87)	0:37.96 [3] (0:12.57)	0:25.39 [9] (0:12.36)	0:13.03 [12] (0:13.03)
Average Speed [km/h]	50.5	60.6	55.7	55.6	57.1	57.9	55.4	56.4	57.6	58.2	55.3
Top Speed [km/h]	63.2	63.1	59.1	56.5	57.7	59.2	56.2	58.9	59.6	59.3	57.9
Avg. Dist. to Rail [m]	3.9	0.4	1.3	0.8	2.0	1.3	0.9	1.4	1.4	1.2	0.6
Avg. Stride Freq. [Hz]	2.1	2.2	2.2	2.1	2.2	2.2	2.1	2.2	2.2	2.2	2.2
Avg. Stride Length [m]	6.5	7.5	7.2	7.2	7.3	7.4	7.3	7.3	7.2	7.4	7.2



- [] Ranking at each section and finish
- .-.- No data available at this section
- NA No data available