



Townsville QLD Professional

Race 8: TOP SHELF TRAINING Class 3 Plate - 1300m

19 November 2023 - 17:38



Track Rating: Good 4, Weather: Fine, Rail Position: True Entire Course

Section												Last 600m				
Field Times		Overall	1200m	1000m	800m	600m	400m						0:35.02			
		1:16.68 (0:08.56)	1:08.12 (0:10.88)	0:57.24 (0:11.12)	0:46.12 (0:11.10)	0:35.02 (0:11.11)	0:23.91 (0:11.56)									
Rank	TAB	Horse/Jockey	Barrier	Top Speed [km/h]	Fastest Section											Distance Travelled [m]
1	1	ANTAGONISER	14	68.9	0:09.20	1:16.68 [1]	1:07.48 [10]	0:56.82 [5]	0:45.98 [2]	0:34.92 [2]	0:23.83 [2]	0:34.92				
		Raul Silvera Olivera		1200m	Overall	(0:09.20)	(0:10.66)	(0:10.84)	(0:11.06)	(0:11.09)	(0:11.48)					
2	3	CROWNING MOMENT	4	69.2	0:08.91	1:16.89 [2]	1:07.98 [4]	0:57.04 [4]	0:45.93 [4]	0:34.84 [4]	0:23.85 [3]	0:34.84 +1				
		Lacey Morrison		1200m	Overall	(0:08.91)	(0:10.94)	(0:11.11)	(0:11.09)	(0:10.99)	(0:11.36)					
3	9	MISTA OMEGA	13	68.5	0:08.94	1:17.05 [3]	1:08.11 [5]	0:57.35 [2]	0:45.96 [5]	0:34.74 [6]	0:23.69 [6]	0:34.74 +6				
		Ashley Butler		1200m	Overall	(0:08.94)	(0:10.76)	(0:11.39)	(0:11.22)	(0:11.05)	(0:11.30)					
4	15	LISTEN LISTEN	9	66.3	0:08.90	1:17.08 [4]	1:08.18 [3]	0:57.01 [6]	0:45.76 [7]	0:34.76 [7]	0:23.68 [7]	0:34.76 -5				
		Jackson Murphy		1200m	Overall	(0:08.90)	(0:11.17)	(0:11.25)	(0:11.00)	(0:11.08)	(0:11.48)					
5	14	FOREVEREDE	5	67.3	0:09.06	1:17.34 [5]	1:08.28 [7]	0:57.19 [7]	0:46.00 [9]	0:34.90 [9]	0:23.83 [8]	0:34.90 +6				
		Adrian Layt		1200m	Overall	(0:09.06)	(0:11.09)	(0:11.19)	(0:11.10)	(0:11.07)	(0:11.38)					
6	2	AWE	3	67.3	0:09.01	1:17.38 [6]	1:08.37 [6]	0:57.20 [9]	0:46.21 [6]	0:35.15 [5]	0:24.07 [5]	0:35.15 -1				
		Jason Taylor		1200m	Overall	(0:09.01)	(0:11.17)	(0:10.99)	(0:11.06)	(0:11.08)	(0:11.50)					
7	4	FLUTTERING	15	67.8	0:09.31	1:17.63 [7]	1:08.32 [13]	0:57.21 [10]	0:46.12 [11]	0:35.03 [11]	0:23.88 [12]	0:35.03 +10				
		Denicious Smith		1000m	Overall	(0:09.31)	(0:11.11)	(0:11.09)	(0:11.09)	(0:11.15)	(0:11.44)					
8	8	BELLS APPROACHING	16	69.0	0:09.16	1:17.77 [8]	1:08.61 [8]	0:57.61 [8]	0:46.44 [8]	0:35.37 [8]	0:24.17 [10]	0:35.37 +13				
		Graham Kliese		1000m	Overall	(0:09.16)	(0:11.00)	(0:11.17)	(0:11.07)	(0:11.20)	(0:11.45)					
9	13	BRAVE INTENT	8	67.0	0:09.30	1:17.81 [9]	1:08.51 [11]	0:57.39 [11]	0:46.20 [12]	0:35.16 [12]	0:23.89 [13]	0:35.16 +5				
		Georgina McDonnell		1200m	Overall	(0:09.30)	(0:11.12)	(0:11.19)	(0:11.04)	(0:11.27)	(0:11.42)					
10	12	NOTHIN' BUT LOOKS	6	67.6	0:09.31	1:17.85 [10]	1:08.54 [12]	0:57.33 [13]	0:46.38 [10]	0:35.34 [10]	0:24.30 [9]	0:35.34 -1				
		Rebecca Wilson		1000m	Overall	(0:09.31)	(0:11.21)	(0:10.95)	(0:11.04)	(0:11.04)	(0:11.52)					

Scratched: Tycoon Baby (#11), Gulf Of Odessa (#17)



Townsville QLD Professional

Race 8: TOP SHELF TRAINING Class 3 Plate - 1300m

19 November 2023 - 17:38



Track Rating: Good 4, Weather: Fine, Rail Position: True Entire Course

Section		Overall	1200m	1000m	800m	600m	400m	Last 600m				
Field Times		1:16.68 (0:08.56)	1:08.12 (0:10.88)	0:57.24 (0:11.12)	0:46.12 (0:11.10)	0:35.02 (0:11.11)	0:23.91 (0:11.56)	0:35.02				
Rank	TAB Horse/Jockey	Barrier	Top Speed [km/h]	Fastest Section	Distance Travelled [m]							
11	5 FREDERICK THE DANE Carl Spry	1	67.8 1200m	0:08.56 Overall	1:17.99 [11] (0:08.56)	1:09.43 [1] (0:10.88)	0:58.55 [1] (0:11.12)	0:47.43 [1] (0:11.10)	0:36.33 [1] (0:11.11)	0:25.22 [1] (0:11.77)	0:36.33	+1
12	7 ANSELMO Olivia Kendal	11	67.5 1000m	0:09.66 Overall	1:18.15 [12] (0:09.66)	1:08.49 [15] (0:11.40)	0:57.09 [15] (0:11.09)	0:46.00 [15] (0:10.92)	0:35.08 [14] (0:11.11)	0:23.97 [14] (0:11.48)	0:35.08	-2
13	10 PRIVATE CHEETAH Adam Sewell	2	67.6 1200m	0:08.74 Overall	1:18.29 [13] (0:08.74)	1:09.55 [2] (0:10.98)	0:58.57 [3] (0:11.13)	0:47.44 [3] (0:11.16)	0:36.28 [3] (0:11.26)	0:25.02 [4] (0:11.77)	0:36.28	+2
14	6 FUDGING Amanda Thomson	10	65.4 1200m	0:09.18 Overall	1:18.34 [14] (0:09.18)	1:09.16 [9] (0:11.33)	0:57.83 [12] (0:11.48)	0:46.35 [14] (0:11.20)	0:35.15 [15] (0:11.25)	0:23.90 [15] (0:11.61)	0:35.15	+9
15	16 FERGYLISCIOUS Justin Stanley	17	67.2 1000m	0:09.55 Overall	1:18.60 [15] (0:09.55)	1:09.05 [14] (0:11.12)	0:57.93 [14] (0:11.06)	0:46.87 [13] (0:11.01)	0:35.86 [13] (0:10.99)	0:24.87 [11] (0:11.61)	0:35.86	+0

Scratched: Tycoon Baby (#11), Gulf Of Odessa (#17)

[] Ranking at each section and finish
 -:-:-:- No data available at this section
 NA No data available

SCN Saddle cloth number
 DNF Did not finish
 DNT Did not track



Townsville QLD Professional

Race 8: TOP SHELF TRAINING Class 3 Plate - 1300m

19 November 2023 - 17:38



Track Rating: Good 4, Weather: Fine, Rail Position: True Entire Course

Section							200m			Last 600m
Field Times							0:12.35			0:35.02
Rank	TAB	Horse/Jockey	Barrier	Top Speed [km/h]	Fastest Section	Margin				Distance Travelled [m]
1	1	ANTAGONISER Raul Silvera Olivera	14	68.9 1200m	0:09.20 Overall	0:12.35 [1] (0:12.35)	1:16.68		0:34.92	
2	3	CROWNING MOMENT Lacey Morrison	4	69.2 1200m	0:08.91 Overall	0:12.49 [2] (0:12.49)	1L		0:34.84	+1
3	9	MISTA OMEGA Ashley Butler	13	68.5 1200m	0:08.94 Overall	0:12.39 [4] (0:12.39)	1.8L		0:34.74	+6
4	15	LISTEN LISTEN Jackson Murphy	9	66.3 1200m	0:08.90 Overall	0:12.20 [6] (0:12.20)	1.9L		0:34.76	-5
5	14	FOREVEREDE Adrian Layt	5	67.3 1200m	0:09.06 Overall	0:12.45 [7] (0:12.45)	3.4L		0:34.90	+6
6	2	AWE Jason Taylor	3	67.3 1200m	0:09.01 Overall	0:12.57 [5] (0:12.57)	3.6L		0:35.15	-1
7	4	FLUTTERING Denicious Smith	15	67.8 1000m	0:09.31 Overall	0:12.44 [11] (0:12.44)	4.9L		0:35.03	+10
8	8	BELLS APPROACHING Graham Kliese	16	69.0 1000m	0:09.16 Overall	0:12.72 [9] (0:12.72)	5.7L		0:35.37	+13
9	13	BRAVE INTENT Georgina McDonnell	8	67.0 1200m	0:09.30 Overall	0:12.47 [12] (0:12.47)	5.9L		0:35.16	+5
10	12	NOTHIN' BUT LOOKS Rebecca Wilson	6	67.6 1000m	0:09.31 Overall	0:12.78 [10] (0:12.78)	6.1L		0:35.34	-1

Scratched: Tycoon Baby (#11), Gulf Of Odessa (#17)

[] Ranking at each section and finish
 -:-:- No data available at this section
 NA No data available

SCN Saddle cloth number
 DNF Did not finish
 DNT Did not track



Townsville QLD Professional
Race 8: TOP SHELF TRAINING Class 3 Plate - 1300m
19 November 2023 - 17:38



Track Rating: Good 4, Weather: Fine, Rail Position: True Entire Course

Section				200m				Last 600m	
Field Times				0:12.35 (0:12.35)				0:35.02	
Rank	TAB	Horse/Jockey	Barrier	Top Speed [km/h]	Fastest Section	Margin			Distance Travelled [m]
11	5	FREDERICK THE DANE Carl Spry	1	67.8 1200m	0:08.56 Overall (0:13.45)	6.9L		0:36.33	+1
12	7	ANSELMO Olivia Kendal	11	67.5 1000m	0:09.66 Overall (0:12.49)	7.7L		0:35.08	-2
13	10	PRIVATE CHEETAH Adam Sewell	2	67.6 1200m	0:08.74 Overall (0:13.25)	8.5L		0:36.28	+2
14	6	FUDGING Amanda Thomson	10	65.4 1200m	0:09.18 Overall (0:12.29)	8.7L		0:35.15	+9
15	16	FERGYLISCIOUS Justin Stanley	17	67.2 1000m	0:09.55 Overall (0:13.26)	10.2L		0:35.86	+0

Scratched: Tycoon Baby (#11), Gulf Of Odessa (#17)

[] Ranking at each section and finish
 -:-:- No data available at this section
 NA No data available

SCN Saddle cloth number
 DNF Did not finish
 DNT Did not track



Horse/Jockey Name	Antagoniser
Final Rank	1
Fastest Section Time (Section)	0:09.20 (Overall)
Top Speed [km/h] (Section)	68.9 (1200m)
Race State	Finished



Townsville QLD Professional

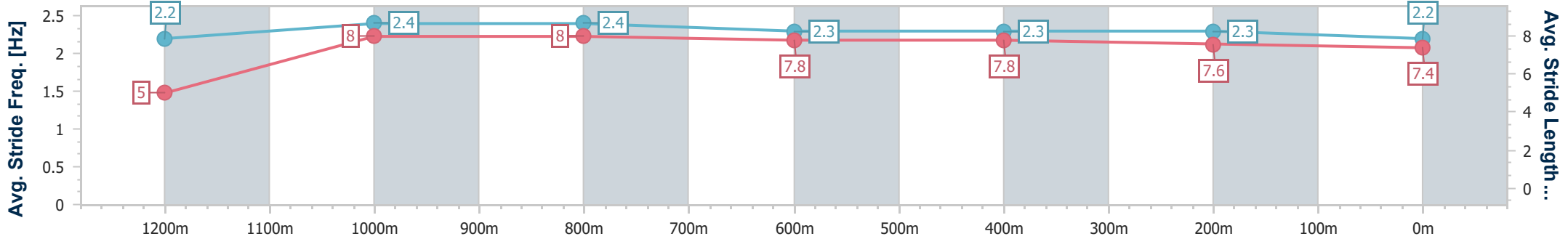
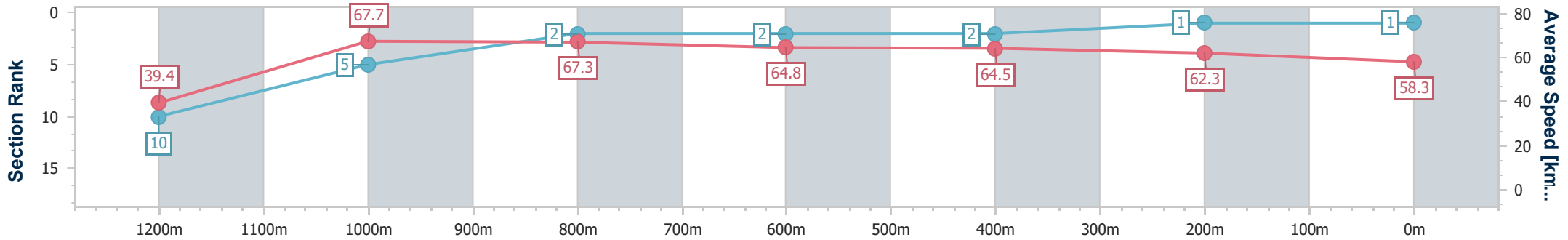
Race 8: TOP SHELF TRAINING Class 3 Plate - 1300m

19 November 2023 - 17:38

Track Rating: Good 4, Weather: Fine, Rail Position: True Entire Course



Section	Overall	1200m	1000m	800m	600m	400m	200m
Section Times	1:16.68 [1] (0:09.20)	1:07.48 [10] (0:10.66)	0:56.82 [5] (0:10.84)	0:45.98 [2] (0:11.06)	0:34.92 [2] (0:11.09)	0:23.83 [2] (0:11.48)	0:12.35 [1] (0:12.35)
Average Speed [km/h]	39.4	67.7	67.3	64.8	64.5	62.3	58.3
Top Speed [km/h]	65.1	68.9	68.5	67.1	64.9	63.7	61.2
Avg. Dist. to Rail [m]	11.3	4.8	2.6	0.5	1.9	1.1	2.6
Avg. Stride Freq. [Hz]	2.2	2.4	2.4	2.3	2.3	2.3	2.2
Avg. Stride Length [m]	5.0	8.0	8.0	7.8	7.8	7.6	7.4



- [] Ranking at each section and finish
- .-.- No data available at this section
- NA No data available



Horse/Jockey Name	Crowning Moment
Final Rank	2
Fastest Section Time (Section)	0:08.91 (Overall)
Top Speed [km/h] (Section)	69.2 (1200m)
Race State	Finished



Townsville QLD Professional

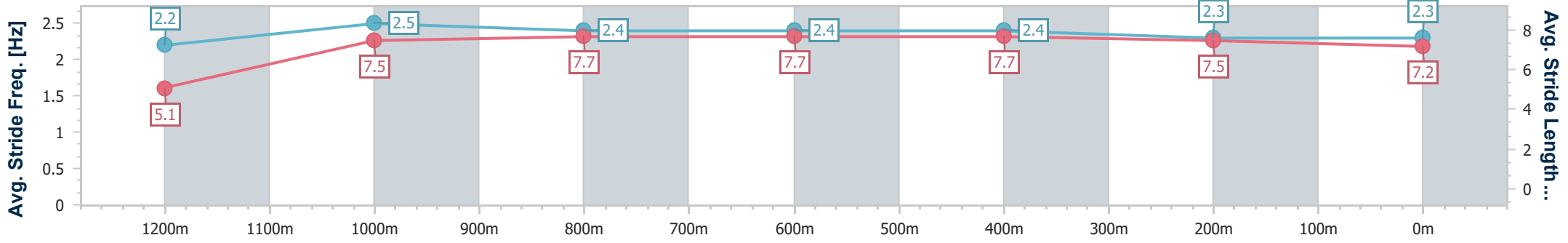
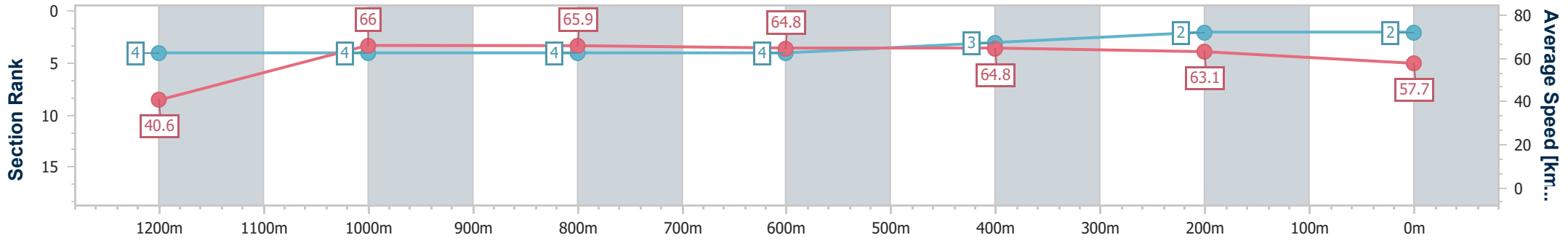
Race 8: TOP SHELF TRAINING Class 3 Plate - 1300m

19 November 2023 - 17:38

Track Rating: Good 4, Weather: Fine, Rail Position: True Entire Course



Section	Overall	1200m	1000m	800m	600m	400m	200m
Section Times	1:16.89 [2] (0:08.91)	1:07.98 [4] (0:10.94)	0:57.04 [4] (0:11.11)	0:45.93 [4] (0:11.09)	0:34.84 [4] (0:10.99)	0:23.85 [3] (0:11.36)	0:12.49 [2] (0:12.49)
Average Speed [km/h]	40.6	66.0	65.9	64.8	64.8	63.1	57.7
Top Speed [km/h]	62.2	69.2	68.2	65.8	65.1	64.6	60.8
Avg. Dist. to Rail [m]	9.1	4.6	3.8	1.2	2.5	0.9	2.4
Avg. Stride Freq. [Hz]	2.2	2.5	2.4	2.4	2.4	2.3	2.3
Avg. Stride Length [m]	5.1	7.5	7.7	7.7	7.7	7.5	7.2



- [] Ranking at each section and finish
- .-.- No data available at this section
- NA No data available



Horse/Jockey Name	Mista Omega
Final Rank	3
Fastest Section Time (Section)	0:08.94 (Overall)
Top Speed [km/h] (Section)	68.5 (1200m)
Race State	Finished



Townsville QLD Professional

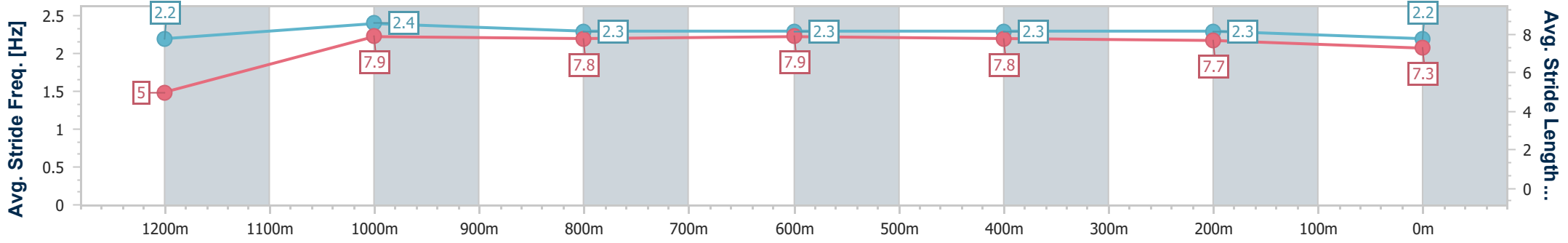
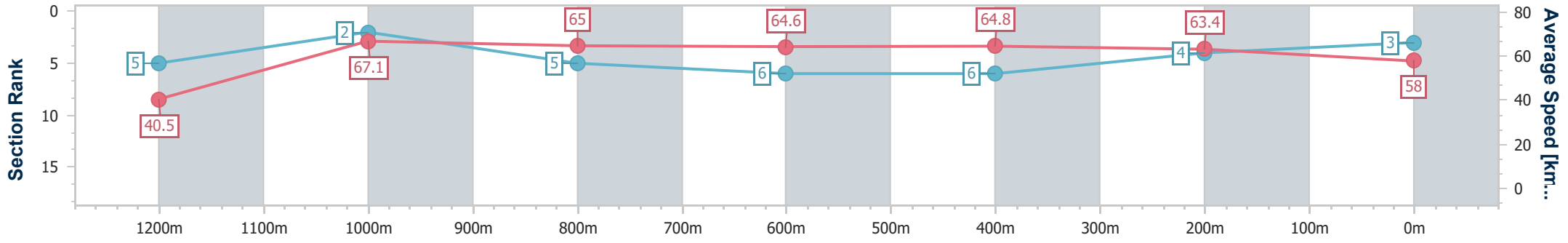
Race 8: TOP SHELF TRAINING Class 3 Plate - 1300m

19 November 2023 - 17:38

Track Rating: Good 4, Weather: Fine, Rail Position: True Entire Course



Section	Overall	1200m	1000m	800m	600m	400m	200m
Section Times	1:17.05 [3] (0:08.94)	1:08.11 [5] (0:10.76)	0:57.35 [2] (0:11.39)	0:45.96 [5] (0:11.22)	0:34.74 [6] (0:11.05)	0:23.69 [6] (0:11.30)	0:12.39 [4] (0:12.39)
Average Speed [km/h]	40.5	67.1	65.0	64.6	64.8	63.4	58.0
Top Speed [km/h]	63.9	68.5	67.5	65.5	65.4	64.4	62.1
Avg. Dist. to Rail [m]	13.7	7.0	5.6	1.5	1.5	1.6	4.0
Avg. Stride Freq. [Hz]	2.2	2.4	2.3	2.3	2.3	2.3	2.2
Avg. Stride Length [m]	5.0	7.9	7.8	7.9	7.8	7.7	7.3



- [] Ranking at each section and finish
- .-.- No data available at this section
- NA No data available



Horse/Jockey Name	Listen Listen
Final Rank	4
Fastest Section Time (Section)	0:08.90 (Overall)
Top Speed [km/h] (Section)	66.3 (1200m)
Race State	Finished



Townsville QLD Professional

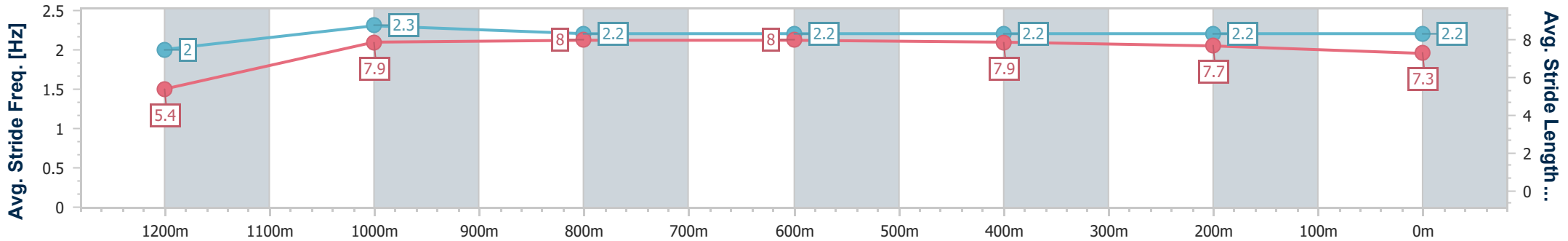
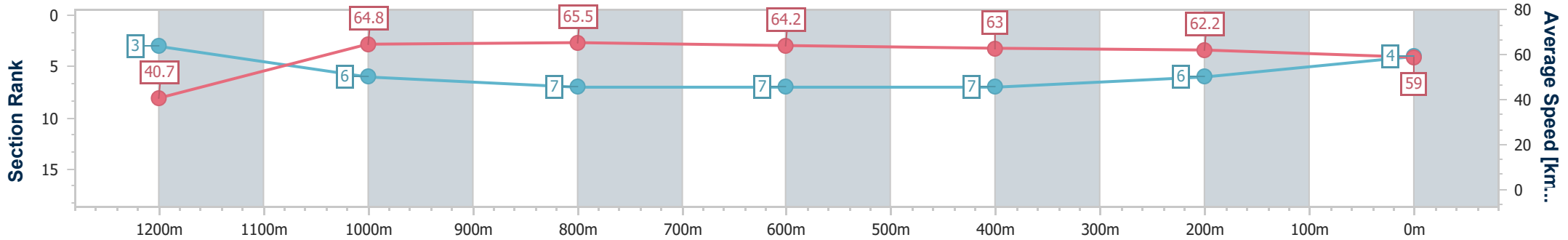
Race 8: TOP SHELF TRAINING Class 3 Plate - 1300m

19 November 2023 - 17:38

Track Rating: Good 4, Weather: Fine, Rail Position: True Entire Course



Section	Overall	1200m	1000m	800m	600m	400m	200m
Section Times	1:17.08 [4] (0:08.90)	1:08.18 [3] (0:11.17)	0:57.01 [6] (0:11.25)	0:45.76 [7] (0:11.00)	0:34.76 [7] (0:11.08)	0:23.68 [7] (0:11.48)	0:12.20 [6] (0:12.20)
Average Speed [km/h]	40.7	64.8	65.5	64.2	63.0	62.2	59.0
Top Speed [km/h]	60.7	66.3	65.9	65.8	64.1	64.0	62.3
Avg. Dist. to Rail [m]	12.2	7.0	4.5	3.3	6.1	2.7	1.9
Avg. Stride Freq. [Hz]	2.0	2.3	2.2	2.2	2.2	2.2	2.2
Avg. Stride Length [m]	5.4	7.9	8.0	8.0	7.9	7.7	7.3



- [] Ranking at each section and finish
- .-.- No data available at this section
- NA No data available



Horse/Jockey Name	Foreverede
Final Rank	5
Fastest Section Time (Section)	0:09.06 (Overall)
Top Speed [km/h] (Section)	67.3 (1200m)
Race State	Finished



Townsville QLD Professional

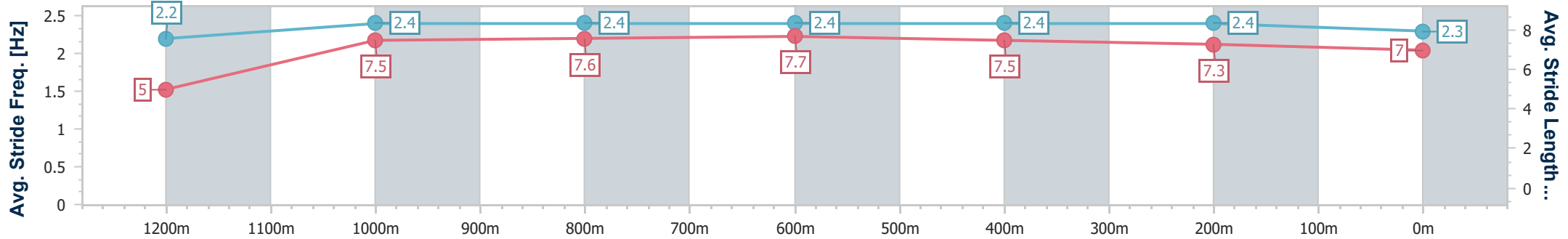
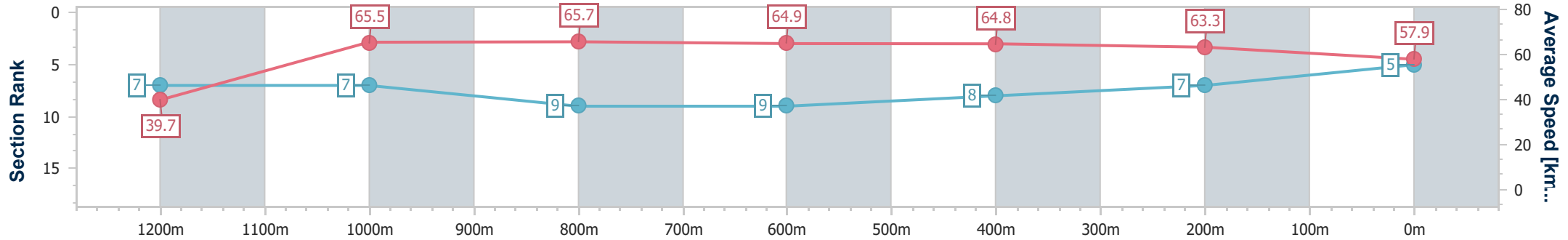
Race 8: TOP SHELF TRAINING Class 3 Plate - 1300m

19 November 2023 - 17:38

Track Rating: Good 4, Weather: Fine, Rail Position: True Entire Course



Section	Overall	1200m	1000m	800m	600m	400m	200m
Section Times	1:17.34 [5] (0:09.06)	1:08.28 [7] (0:11.09)	0:57.19 [7] (0:11.19)	0:46.00 [9] (0:11.10)	0:34.90 [9] (0:11.07)	0:23.83 [8] (0:11.38)	0:12.45 [7] (0:12.45)
Average Speed [km/h]	39.7	65.5	65.7	64.9	64.8	63.3	57.9
Top Speed [km/h]	59.7	67.3	66.7	66.2	66.4	64.4	62.2
Avg. Dist. to Rail [m]	9.7	5.2	4.6	1.1	0.8	0.9	3.5
Avg. Stride Freq. [Hz]	2.2	2.4	2.4	2.4	2.4	2.4	2.3
Avg. Stride Length [m]	5.0	7.5	7.6	7.7	7.5	7.3	7.0



- [] Ranking at each section and finish
- .-.- No data available at this section
- NA No data available



Horse/Jockey Name	Awe
Final Rank	6
Fastest Section Time (Section)	0:09.01 (Overall)
Top Speed [km/h] (Section)	67.3 (1200m)
Race State	Finished



Townsville QLD Professional

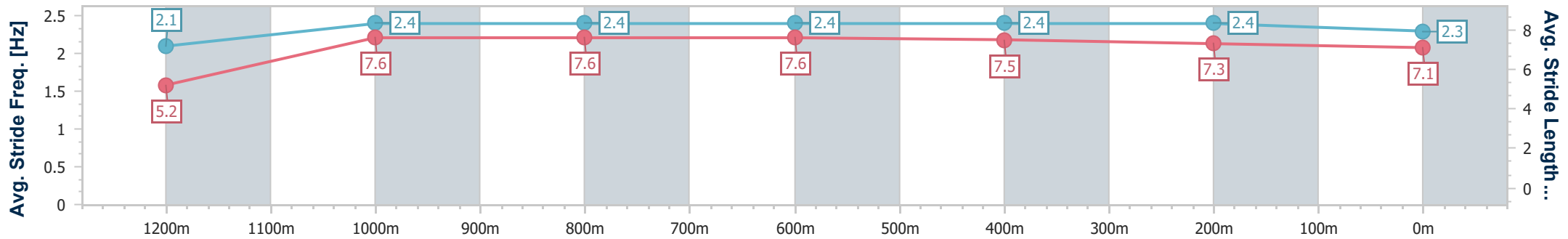
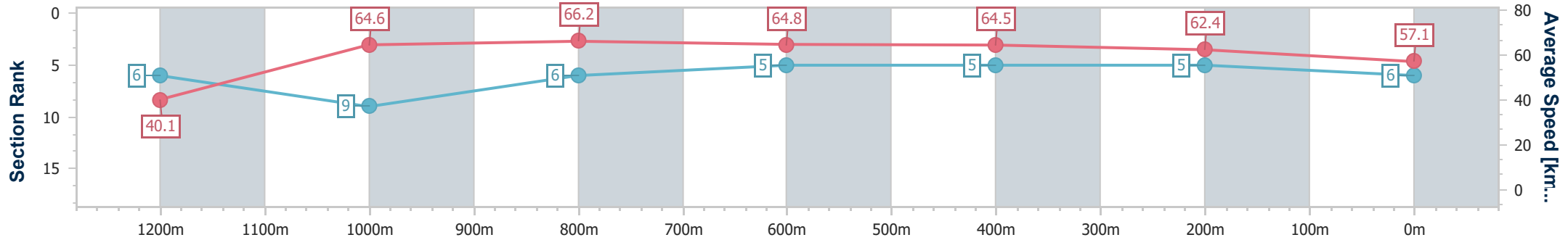
Race 8: TOP SHELF TRAINING Class 3 Plate - 1300m

19 November 2023 - 17:38

Track Rating: Good 4, Weather: Fine, Rail Position: True Entire Course



Section	Overall	1200m	1000m	800m	600m	400m	200m
Section Times	1:17.38 [6] (0:09.01)	1:08.37 [6] (0:11.17)	0:57.20 [9] (0:10.99)	0:46.21 [6] (0:11.06)	0:35.15 [5] (0:11.08)	0:24.07 [5] (0:11.50)	0:12.57 [5] (0:12.57)
Average Speed [km/h]	40.1	64.6	66.2	64.8	64.5	62.4	57.1
Top Speed [km/h]	62.3	67.3	67.1	65.8	65.5	64.2	61.2
Avg. Dist. to Rail [m]	5.8	2.2	2.3	0.9	1.8	1.1	1.6
Avg. Stride Freq. [Hz]	2.1	2.4	2.4	2.4	2.4	2.4	2.3
Avg. Stride Length [m]	5.2	7.6	7.6	7.6	7.5	7.3	7.1



- [] Ranking at each section and finish
- .-.- No data available at this section
- NA No data available



Horse/Jockey Name	Fluttering
Final Rank	7
Fastest Section Time (Section)	0:09.31 (Overall)
Top Speed [km/h] (Section)	67.8 (1000m)
Race State	Finished



Townsville QLD Professional

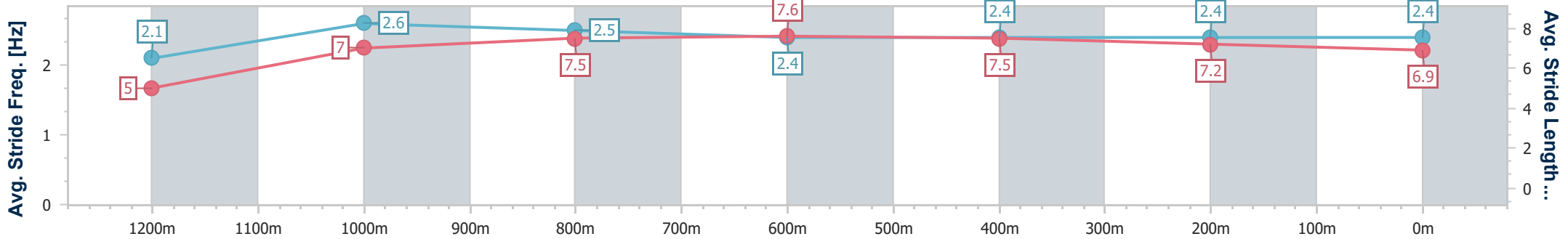
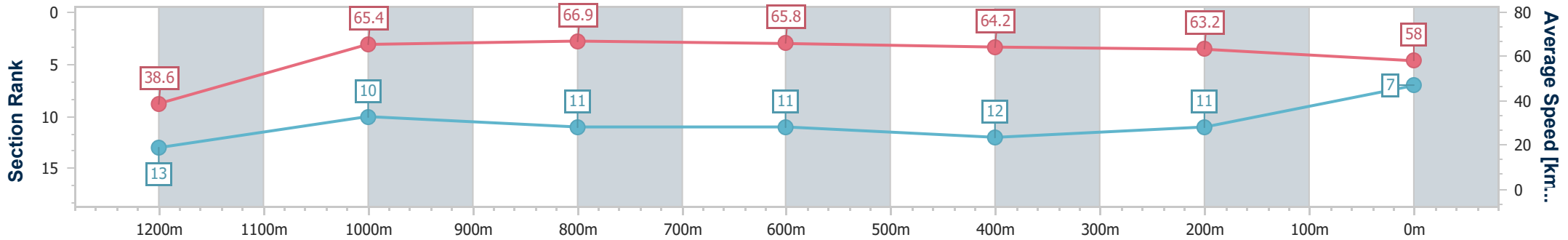
Race 8: TOP SHELF TRAINING Class 3 Plate - 1300m

19 November 2023 - 17:38

Track Rating: Good 4, Weather: Fine, Rail Position: True Entire Course



Section	Overall	1200m	1000m	800m	600m	400m	200m
Section Times	1:17.63 [7] (0:09.31)	1:08.32 [13] (0:11.11)	0:57.21 [10] (0:11.09)	0:46.12 [11] (0:11.09)	0:35.03 [11] (0:11.15)	0:23.88 [12] (0:11.44)	0:12.44 [11] (0:12.44)
Average Speed [km/h]	38.6	65.4	66.9	65.8	64.2	63.2	58.0
Top Speed [km/h]	59.2	67.1	67.8	67.0	65.0	64.1	62.5
Avg. Dist. to Rail [m]	15.4	7.3	6.7	2.2	0.6	3.9	7.7
Avg. Stride Freq. [Hz]	2.1	2.6	2.5	2.4	2.4	2.4	2.4
Avg. Stride Length [m]	5.0	7.0	7.5	7.6	7.5	7.2	6.9



- [] Ranking at each section and finish
- .-.- No data available at this section
- NA No data available



Horse/Jockey Name	Bells Approaching
Final Rank	8
Fastest Section Time (Section)	0:09.16 (Overall)
Top Speed [km/h] (Section)	69.0 (1000m)
Race State	Finished



Townsville QLD Professional

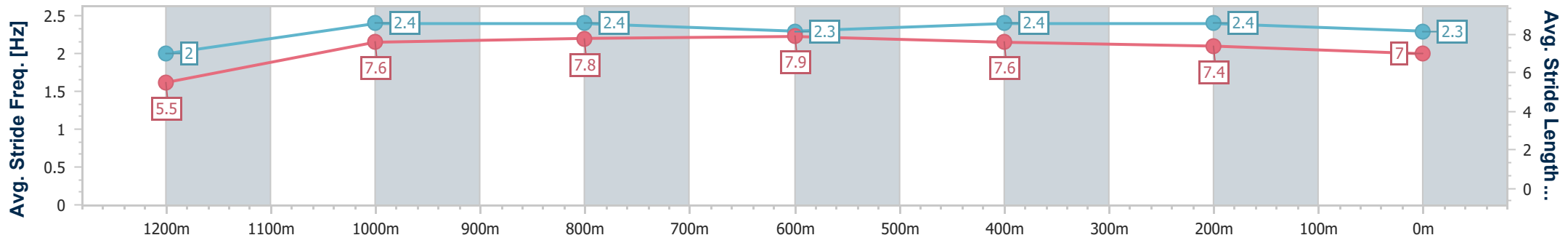
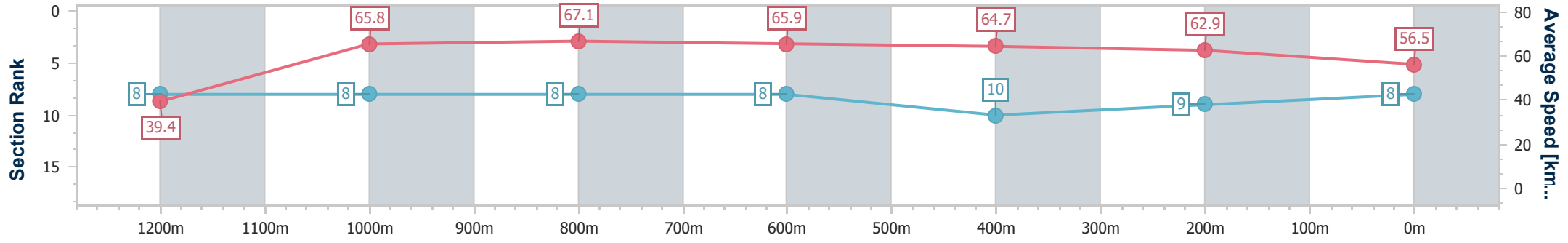
Race 8: TOP SHELF TRAINING Class 3 Plate - 1300m

19 November 2023 - 17:38

Track Rating: Good 4, Weather: Fine, Rail Position: True Entire Course



Section	Overall	1200m	1000m	800m	600m	400m	200m
Section Times	1:17.77 [8] (0:09.16)	1:08.61 [8] (0:11.00)	0:57.61 [8] (0:11.17)	0:46.44 [8] (0:11.07)	0:35.37 [8] (0:11.20)	0:24.17 [10] (0:11.45)	0:12.72 [9] (0:12.72)
Average Speed [km/h]	39.4	65.8	67.1	65.9	64.7	62.9	56.5
Top Speed [km/h]	60.7	68.4	69.0	66.8	65.5	64.5	61.4
Avg. Dist. to Rail [m]	17.4	10.7	8.0	3.2	0.6	2.2	5.0
Avg. Stride Freq. [Hz]	2.0	2.4	2.4	2.3	2.4	2.4	2.3
Avg. Stride Length [m]	5.5	7.6	7.8	7.9	7.6	7.4	7.0



- [] Ranking at each section and finish
- .-.- No data available at this section
- NA No data available



Horse/Jockey Name	Brave Intent
Final Rank	9
Fastest Section Time (Section)	0:09.30 (Overall)
Top Speed [km/h] (Section)	67.0 (1200m)
Race State	Finished



Townsville QLD Professional

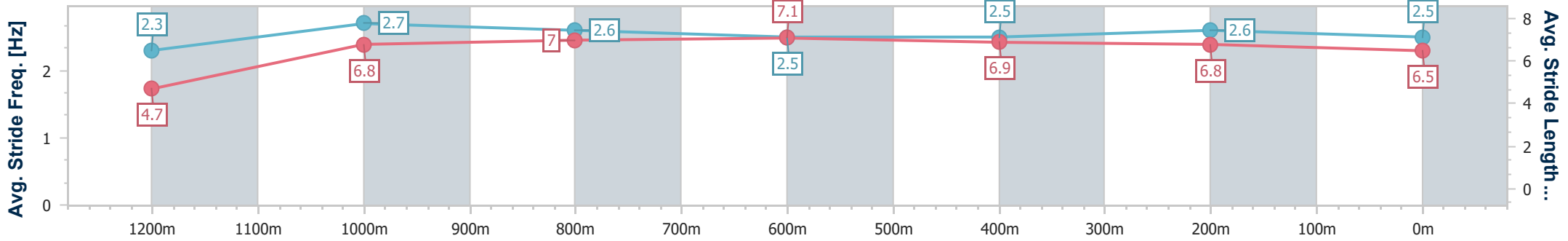
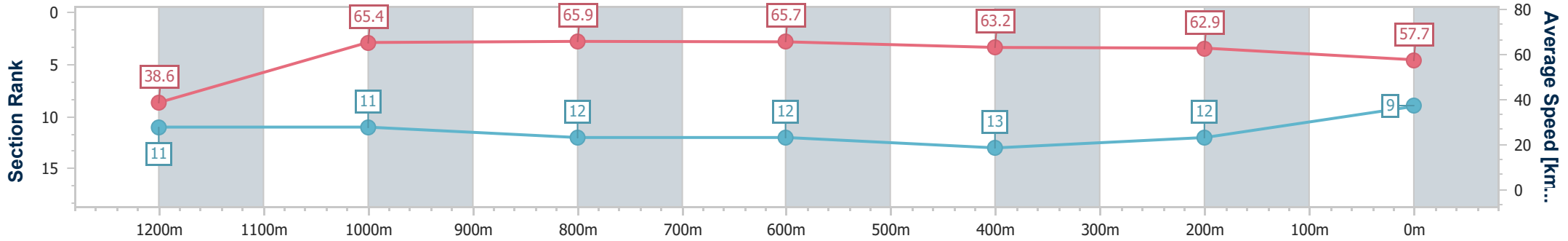
Race 8: TOP SHELF TRAINING Class 3 Plate - 1300m

19 November 2023 - 17:38

Track Rating: Good 4, Weather: Fine, Rail Position: True Entire Course



Section	Overall	1200m	1000m	800m	600m	400m	200m
Section Times	1:17.81 [9] (0:09.30)	1:08.51 [11] (0:11.12)	0:57.39 [11] (0:11.19)	0:46.20 [12] (0:11.04)	0:35.16 [12] (0:11.27)	0:23.89 [13] (0:11.42)	0:12.47 [12] (0:12.47)
Average Speed [km/h]	38.6	65.4	65.9	65.7	63.2	62.9	57.7
Top Speed [km/h]	61.0	67.0	66.4	66.6	65.1	63.9	62.1
Avg. Dist. to Rail [m]	11.3	5.8	5.4	1.4	2.1	1.6	3.4
Avg. Stride Freq. [Hz]	2.3	2.7	2.6	2.5	2.5	2.6	2.5
Avg. Stride Length [m]	4.7	6.8	7.0	7.1	6.9	6.8	6.5



- [] Ranking at each section and finish
- .-.- No data available at this section
- NA No data available



Horse/Jockey Name	Nothin' But Looks
Final Rank	10
Fastest Section Time (Section)	0:09.31 (Overall)
Top Speed [km/h] (Section)	67.6 (1000m)
Race State	Finished



Townsville QLD Professional

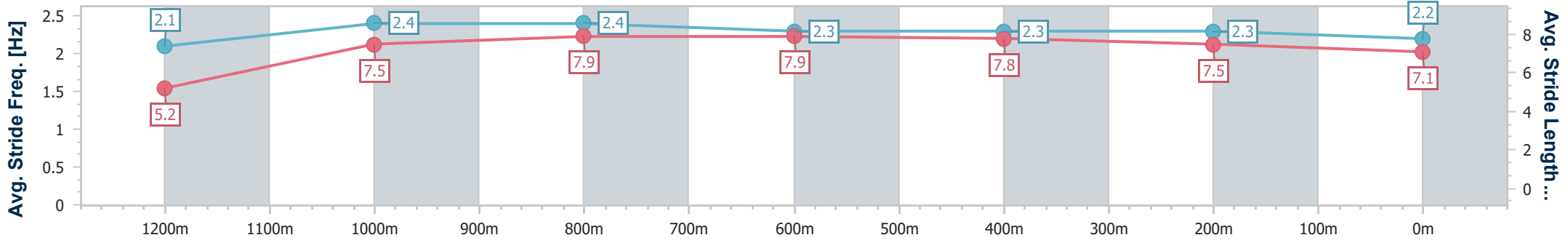
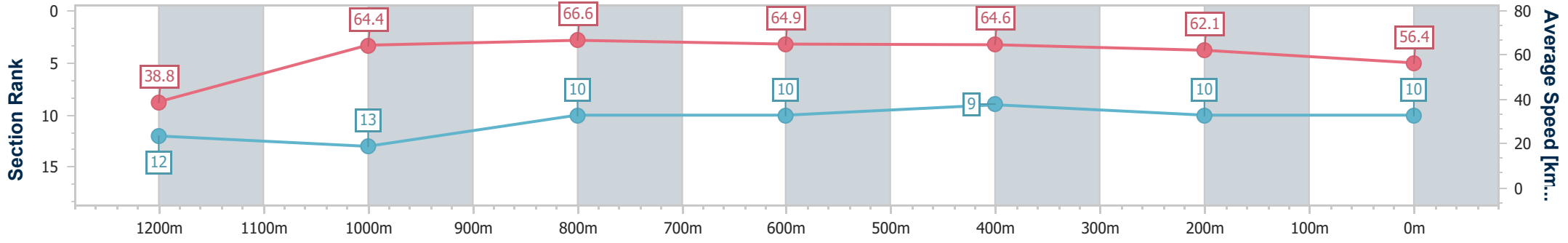
Race 8: TOP SHELF TRAINING Class 3 Plate - 1300m

19 November 2023 - 17:38

Track Rating: Good 4, Weather: Fine, Rail Position: True Entire Course



Section	Overall	1200m	1000m	800m	600m	400m	200m
Section Times	1:17.85 [10] (0:09.31)	1:08.54 [12] (0:11.21)	0:57.33 [13] (0:10.95)	0:46.38 [10] (0:11.04)	0:35.34 [10] (0:11.04)	0:24.30 [9] (0:11.52)	0:12.78 [10] (0:12.78)
Average Speed [km/h]	38.8	64.4	66.6	64.9	64.6	62.1	56.4
Top Speed [km/h]	62.2	66.4	67.6	65.5	65.4	63.6	60.1
Avg. Dist. to Rail [m]	9.3	3.2	2.7	1.0	2.4	1.7	0.9
Avg. Stride Freq. [Hz]	2.1	2.4	2.4	2.3	2.3	2.3	2.2
Avg. Stride Length [m]	5.2	7.5	7.9	7.9	7.8	7.5	7.1



- [] Ranking at each section and finish
- .-.- No data available at this section
- NA No data available



Horse/Jockey Name	Frederick The Dane
Final Rank	11
Fastest Section Time (Section)	0:08.56 (Overall)
Top Speed [km/h] (Section)	67.8 (1200m)
Race State	Finished



Townsville QLD Professional

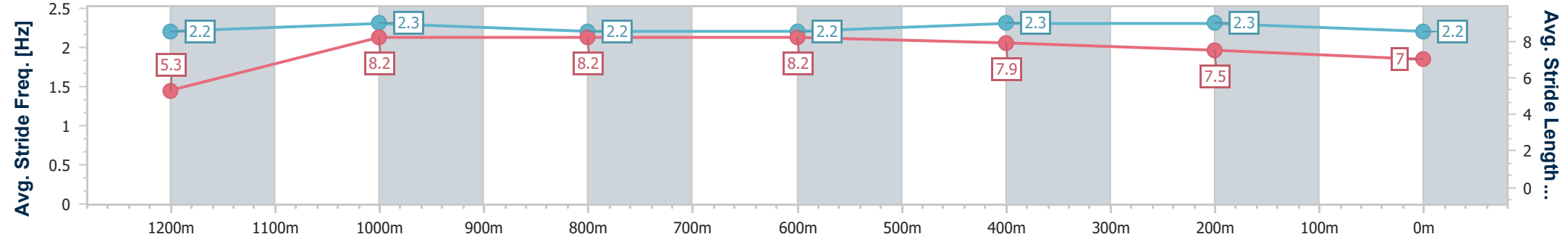
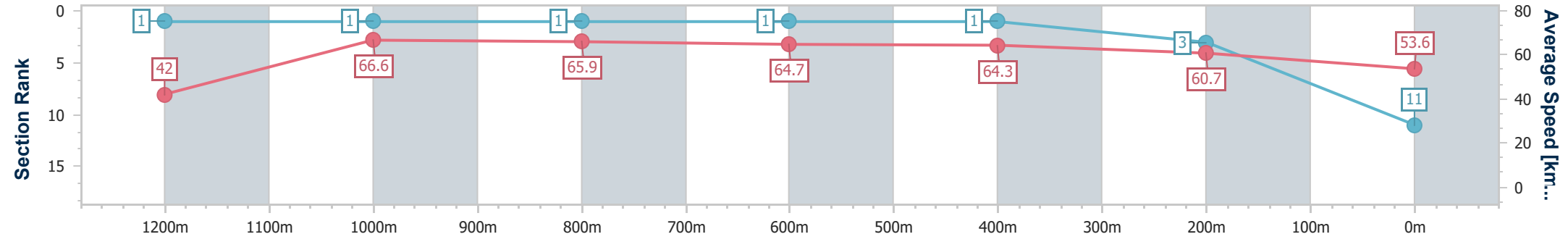
Race 8: TOP SHELF TRAINING Class 3 Plate - 1300m

19 November 2023 - 17:38

Track Rating: Good 4, Weather: Fine, Rail Position: True Entire Course



Section	Overall	1200m	1000m	800m	600m	400m	200m
Section Times	1:17.99 [11] (0:08.56)	1:09.43 [1] (0:10.88)	0:58.55 [1] (0:11.12)	0:47.43 [1] (0:11.10)	0:36.33 [1] (0:11.11)	0:25.22 [1] (0:11.77)	0:13.45 [3] (0:13.45)
Average Speed [km/h]	42.0	66.6	65.9	64.7	64.3	60.7	53.6
Top Speed [km/h]	64.0	67.8	67.1	65.5	64.7	63.7	57.9
Avg. Dist. to Rail [m]	6.2	3.8	4.1	1.1	2.3	2.4	0.6
Avg. Stride Freq. [Hz]	2.2	2.3	2.2	2.2	2.3	2.3	2.2
Avg. Stride Length [m]	5.3	8.2	8.2	8.2	7.9	7.5	7.0



- [] Ranking at each section and finish
- .-.- No data available at this section
- NA No data available



Horse/Jockey Name	Anselmo
Final Rank	12
Fastest Section Time (Section)	0:09.66 (Overall)
Top Speed [km/h] (Section)	67.5 (1000m)
Race State	Finished



Townsville QLD Professional

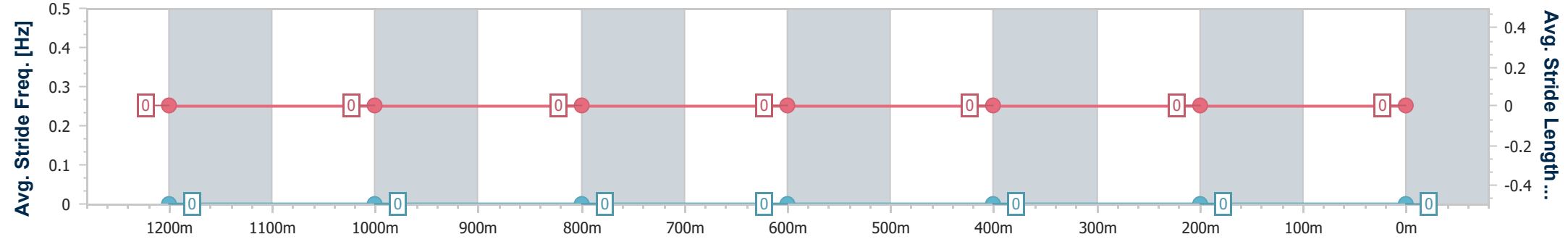
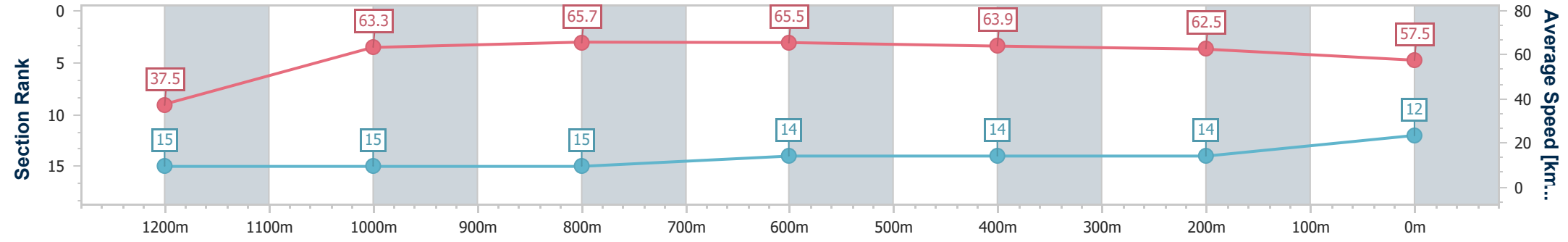
Race 8: TOP SHELF TRAINING Class 3 Plate - 1300m

19 November 2023 - 17:38

Track Rating: Good 4, Weather: Fine, Rail Position: True Entire Course



Section	Overall	1200m	1000m	800m	600m	400m	200m							
Section Times	1:18.15 [12] (0:09.66)	1:08.49 [15] (0:11.40)	0:57.09 [15] (0:11.09)	0:46.00 [15] (0:10.92)	0:35.08 [14] (0:11.11)	0:23.97 [14] (0:11.48)	0:12.49 [14] (0:12.49)							
Average Speed [km/h]	37.5	63.3	65.7	65.5	63.9	62.5	57.5							
Top Speed [km/h]	61.5	65.0	67.5	66.6	65.3	63.3	61.2							
Avg. Dist. to Rail [m]	10.6	2.5	2.5	1.4	2.7	1.4	2.6							
Avg. Stride Freq. [Hz]	--	--	--	--	--	--	--							
Avg. Stride Length [m]	--	--	--	--	--	--	--							



- [] Ranking at each section and finish
- No data available at this section
- NA No data available



Horse/Jockey Name	Private Cheetah
Final Rank	13
Fastest Section Time (Section)	0:08.74 (Overall)
Top Speed [km/h] (Section)	67.6 (1200m)
Race State	Finished



Townsville QLD Professional

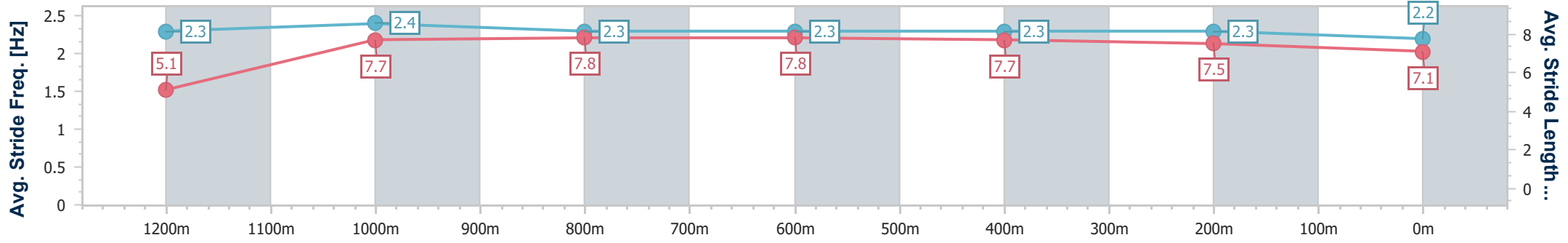
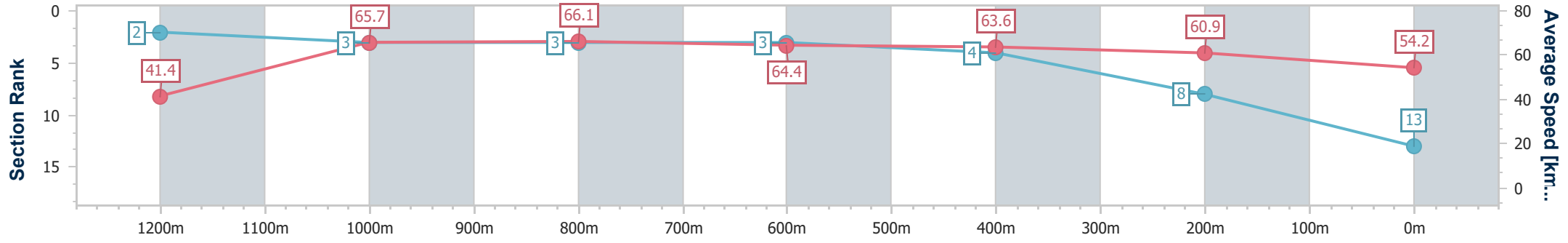
Race 8: TOP SHELF TRAINING Class 3 Plate - 1300m

19 November 2023 - 17:38

Track Rating: Good 4, Weather: Fine, Rail Position: True Entire Course



Section	Overall	1200m	1000m	800m	600m	400m	200m
Section Times	1:18.29 [13] (0:08.74)	1:09.55 [2] (0:10.98)	0:58.57 [3] (0:11.13)	0:47.44 [3] (0:11.16)	0:36.28 [3] (0:11.26)	0:25.02 [4] (0:11.77)	0:13.25 [8] (0:13.25)
Average Speed [km/h]	41.4	65.7	66.1	64.4	63.6	60.9	54.2
Top Speed [km/h]	62.8	67.6	67.0	65.1	64.5	62.3	58.8
Avg. Dist. to Rail [m]	7.2	4.9	4.3	1.1	1.9	0.9	3.3
Avg. Stride Freq. [Hz]	2.3	2.4	2.3	2.3	2.3	2.3	2.2
Avg. Stride Length [m]	5.1	7.7	7.8	7.8	7.7	7.5	7.1



- [] Ranking at each section and finish
- .-.- No data available at this section
- NA No data available



Horse/Jockey Name	Fudging
Final Rank	14
Fastest Section Time (Section)	0:09.18 (Overall)
Top Speed [km/h] (Section)	65.4 (1200m)
Race State	Finished



Townsville QLD Professional

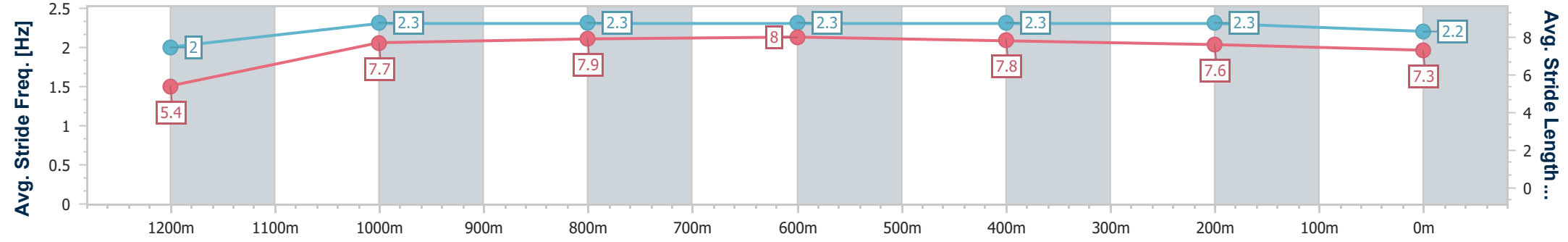
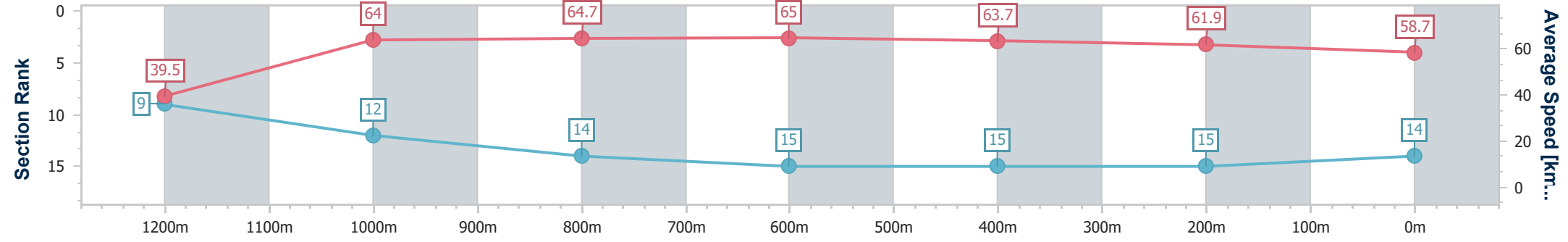
Race 8: TOP SHELF TRAINING Class 3 Plate - 1300m

19 November 2023 - 17:38

Track Rating: Good 4, Weather: Fine, Rail Position: True Entire Course



Section	Overall	1200m	1000m	800m	600m	400m	200m
Section Times	1:18.34 [14] (0:09.18)	1:09.16 [9] (0:11.33)	0:57.83 [12] (0:11.48)	0:46.35 [14] (0:11.20)	0:35.15 [15] (0:11.25)	0:23.90 [15] (0:11.61)	0:12.29 [15] (0:12.29)
Average Speed [km/h]	39.5	64.0	64.7	65.0	63.7	61.9	58.7
Top Speed [km/h]	59.7	65.4	65.3	65.2	65.2	63.0	61.1
Avg. Dist. to Rail [m]	12.1	8.3	6.9	1.8	0.6	1.5	5.6
Avg. Stride Freq. [Hz]	2.0	2.3	2.3	2.3	2.3	2.3	2.2
Avg. Stride Length [m]	5.4	7.7	7.9	8.0	7.8	7.6	7.3



- [] Ranking at each section and finish
- .-.- No data available at this section
- NA No data available



Horse/Jockey Name	Fergyliscious
Final Rank	15
Fastest Section Time (Section)	0:09.55 (Overall)
Top Speed [km/h] (Section)	67.2 (1000m)
Race State	Finished



Townsville QLD Professional

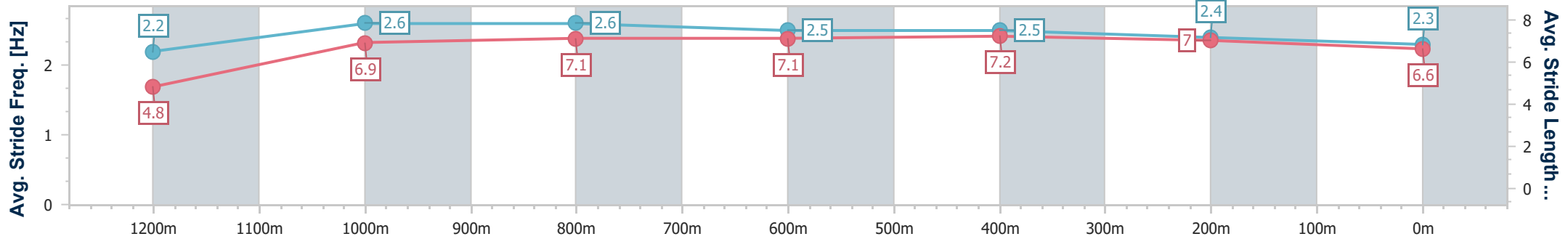
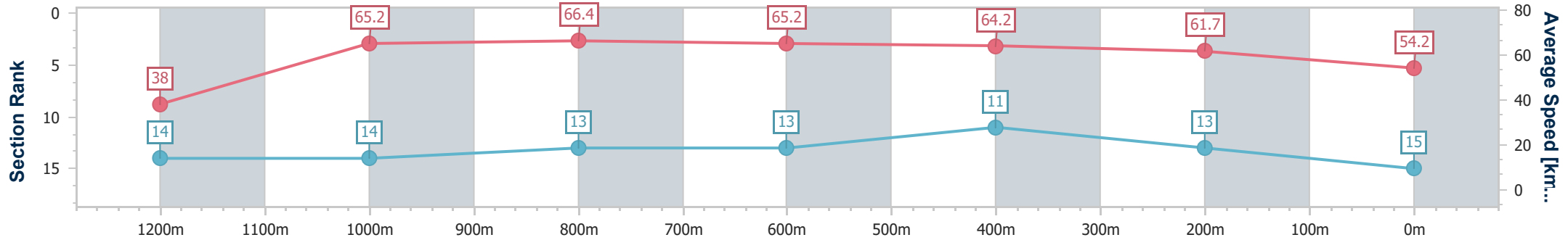
Race 8: TOP SHELF TRAINING Class 3 Plate - 1300m

19 November 2023 - 17:38

Track Rating: Good 4, Weather: Fine, Rail Position: True Entire Course



Section	Overall	1200m	1000m	800m	600m	400m	200m
Section Times	1:18.60 [15] (0:09.55)	1:09.05 [14] (0:11.12)	0:57.93 [14] (0:11.06)	0:46.87 [13] (0:11.01)	0:35.86 [13] (0:10.99)	0:24.87 [11] (0:11.61)	0:13.26 [13] (0:13.26)
Average Speed [km/h]	38.0	65.2	66.4	65.2	64.2	61.7	54.2
Top Speed [km/h]	62.9	66.1	67.2	65.6	65.1	62.6	59.5
Avg. Dist. to Rail [m]	15.9	5.8	4.6	1.2	3.5	4.1	1.4
Avg. Stride Freq. [Hz]	2.2	2.6	2.6	2.5	2.5	2.4	2.3
Avg. Stride Length [m]	4.8	6.9	7.1	7.1	7.2	7.0	6.6



- [] Ranking at each section and finish
- .-.- No data available at this section
- NA No data available