



Townsville QLD Professional
Race 7: TRANSPORTABLE LIFESTYLES TOWNSVILLE AMATEUR
SPRINT OPEN Handicap - 1200m
19 November 2023 - 16:51



Track Rating: Good 4, Weather: Fine, Rail Position: True Entire Course

Section		Field Times											Last 600m					
		Overall	1000m	800m	600m	400m	200m						0:34.11					
		1:09.84 (0:13.64)	0:56.20 (0:11.16)	0:45.04 (0:10.93)	0:34.11 (0:11.06)	0:23.05 (0:11.12)	0:11.93 (0:11.93)											
Rank	TAB	Horse/Jockey	Barrier	Top Speed [km/h]	Fastest Section												Margin	Distance Travelled [m]
1	11	COCHRANE Tahlia Fenlon	6	68.0 1000m	0:10.91 400m	1:09.84 [1] (0:13.80)	0:56.04 [4] (0:11.12)	0:44.92 [5] (0:11.17)	0:33.75 [4] (0:10.94)	0:22.81 [5] (0:10.91)	0:11.90 [3] (0:11.90)	1:09.84	0:33.75					
2	4	WREN'S DAY Ashley Butler	5	69.2 1000m	0:10.91 800m	1:09.94 [2] (0:13.73)	0:56.21 [3] (0:11.09)	0:45.12 [3] (0:10.91)	0:34.21 [1] (0:11.10)	0:23.11 [2] (0:11.08)	0:12.03 [1] (0:12.03)	0.5L	0:34.21	-1				
3	5	BOLD TYPE Jason Taylor	3	67.5 1000m	0:11.08 400m	1:09.95 [3] (0:13.64)	0:56.31 [2] (0:11.16)	0:45.15 [2] (0:11.12)	0:34.03 [3] (0:11.10)	0:22.93 [4] (0:11.08)	0:11.85 [5] (0:11.85)	0.6L	0:34.03	-2				
4	9	MISTER LARRABEE Nathan Thomas	12	69.8 800m	0:10.72 600m	1:10.05 [4] (0:14.65)	0:55.40 [12] (0:11.22)	0:44.18 [12] (0:10.95)	0:33.23 [9] (0:10.72)	0:22.51 [9] (0:10.87)	0:11.64 [8] (0:11.64)	1.1L	0:33.23	+6				
5	7	GAME THEORY Jackson Murphy	7	69.8 1000m	0:10.87 800m	1:10.07 [5] (0:13.88)	0:56.19 [6] (0:11.00)	0:45.19 [4] (0:10.87)	0:34.32 [2] (0:11.04)	0:23.28 [1] (0:11.13)	0:12.15 [2] (0:12.15)	1.2L	0:34.32	+5				
6	12	FAMILY STAR Justin Stanley	9	68.5 800m	0:10.83 600m	1:10.18 [6] (0:14.04)	0:56.14 [9] (0:11.14)	0:45.00 [7] (0:10.98)	0:34.02 [5] (0:10.83)	0:23.19 [3] (0:11.05)	0:12.14 [4] (0:12.14)	1.7L	0:34.02	+2				
7	1	YES DREAM Graham Kliese	10	67.2 800m	0:10.84 600m	1:10.27 [7] (0:14.02)	0:56.25 [8] (0:11.27)	0:44.98 [8] (0:11.08)	0:33.90 [6] (0:10.84)	0:23.06 [6] (0:11.15)	0:11.91 [6] (0:11.91)	2.2L	0:33.90	+5				
8	2	BONES Lacey Morrison	11	66.3 800m	0:10.97 600m	1:10.30 [8] (0:13.94)	0:56.36 [7] (0:11.58)	0:44.78 [9] (0:11.04)	0:33.74 [7] (0:10.97)	0:22.77 [8] (0:11.07)	0:11.70 [9] (0:11.70)	2.4L	0:33.74	+4				
9	3	TARA JASMINE Adrian Layt	4	68.2 1000m	0:10.92 400m	1:10.66 [9] (0:14.59)	0:56.07 [11] (0:11.13)	0:44.94 [11] (0:11.36)	0:33.58 [11] (0:10.97)	0:22.61 [11] (0:10.92)	0:11.69 [11] (0:11.69)	4.4L	0:33.58	+10				
10	8	JETSKI Raul Silvera Olivera	8	68.0 600m	0:10.94 600m	1:10.81 [10] (0:14.37)	0:56.44 [10] (0:11.33)	0:45.11 [10] (0:11.25)	0:33.86 [10] (0:10.94)	0:22.92 [10] (0:11.08)	0:11.84 [10] (0:11.84)	5.2L	0:33.86	+10				

Did Not Finish: Hell Of A Boy (#6), Knockknee (#10)

[] Ranking at each section and finish
 -:-:- No data available at this section
 NA No data available
 SCN Saddle cloth number
 DNF Did not finish
 DNT Did not track



Horse/Jockey Name	Cochrane
Final Rank	1
Fastest Section Time (Section)	0:10.91 (400m)
Top Speed [km/h] (Section)	68.0 (1000m)
Race State	Finished



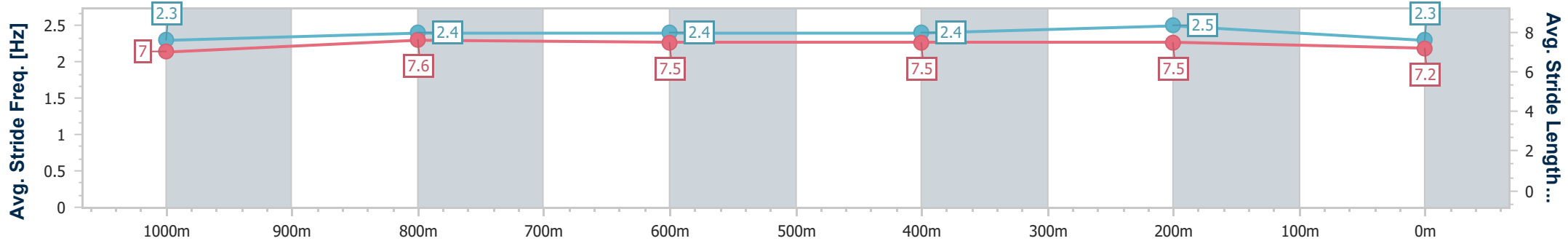
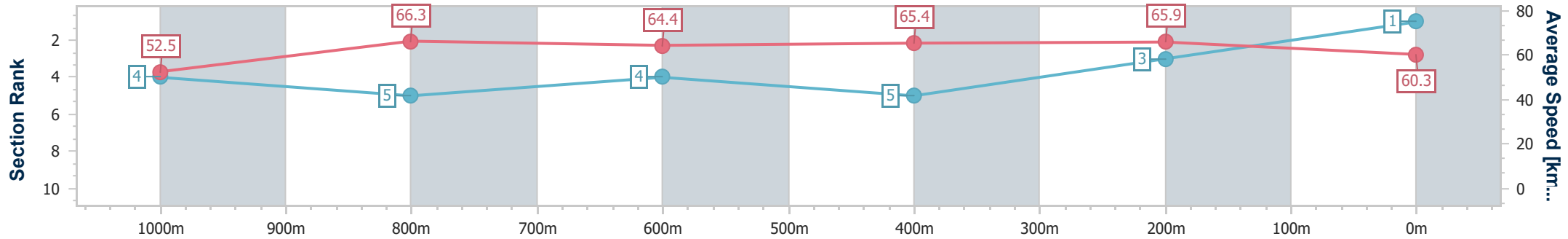
Townsville QLD Professional
 Race 7: TRANSPORTABLE LIFESTYLES TOWNSVILLE
 AMATEUR SPRINT OPEN Handicap - 1200m



19 November 2023 - 16:51

Track Rating: Good 4, Weather: Fine, Rail Position: True Entire Course

Section	Overall	1000m	800m	600m	400m	200m
Section Times	1:09.84 [1] (0:13.80)	0:56.04 [4] (0:11.12)	0:44.92 [5] (0:11.17)	0:33.75 [4] (0:10.94)	0:22.81 [5] (0:10.91)	0:11.90 [3] (0:11.90)
Average Speed [km/h]	52.5	66.3	64.4	65.4	65.9	60.3
Top Speed [km/h]	67.5	68.0	66.7	67.3	66.9	65.6
Avg. Dist. to Rail [m]	7.3	5.3	1.3	1.6	1.1	1.7
Avg. Stride Freq. [Hz]	2.3	2.4	2.4	2.4	2.5	2.3
Avg. Stride Length [m]	7.0	7.6	7.5	7.5	7.5	7.2



- [] Ranking at each section and finish
- .-.- No data available at this section
- NA No data available



Horse/Jockey Name	Wren's Day
Final Rank	2
Fastest Section Time (Section)	0:10.91 (800m)
Top Speed [km/h] (Section)	69.2 (1000m)
Race State	Finished



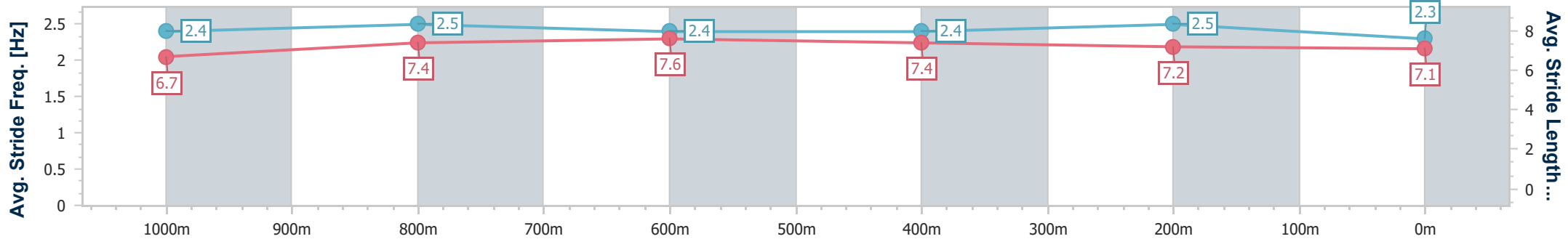
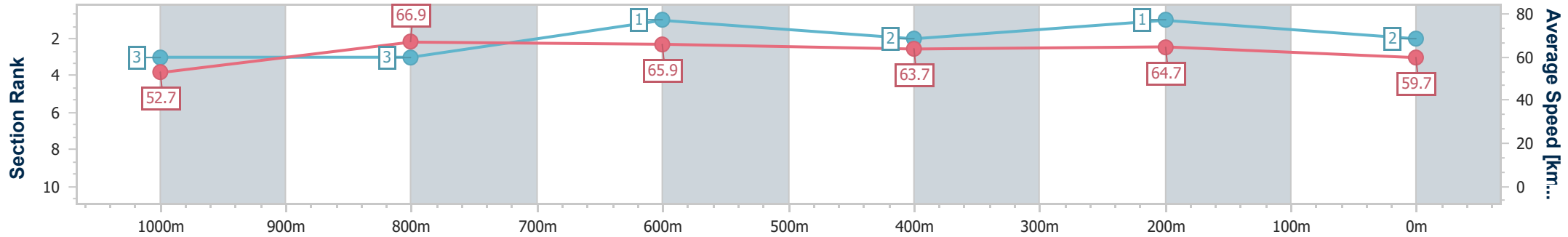
Townsville QLD Professional
 Race 7: TRANSPORTABLE LIFESTYLES TOWNSVILLE
 AMATEUR SPRINT OPEN Handicap - 1200m



19 November 2023 - 16:51

Track Rating: Good 4, Weather: Fine, Rail Position: True Entire Course

Section	Overall	1000m	800m	600m	400m	200m
Section Times	1:09.94 [2] (0:13.73)	0:56.21 [3] (0:11.09)	0:45.12 [3] (0:10.91)	0:34.21 [1] (0:11.10)	0:23.11 [2] (0:11.08)	0:12.03 [1] (0:12.03)
Average Speed [km/h]	52.7	66.9	65.9	63.7	64.7	59.7
Top Speed [km/h]	64.2	69.2	68.3	64.1	65.8	63.5
Avg. Dist. to Rail [m]	7.5	6.1	2.2	3.4	3.0	0.9
Avg. Stride Freq. [Hz]	2.4	2.5	2.4	2.4	2.5	2.3
Avg. Stride Length [m]	6.7	7.4	7.6	7.4	7.2	7.1



- [] Ranking at each section and finish
- .-.- No data available at this section
- NA No data available



Horse/Jockey Name	Bold Type
Final Rank	3
Fastest Section Time (Section)	0:11.08 (400m)
Top Speed [km/h] (Section)	67.5 (1000m)
Race State	Finished



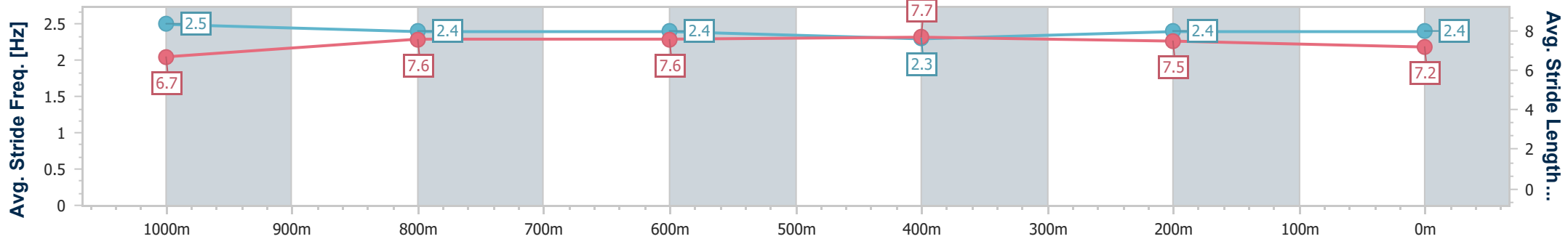
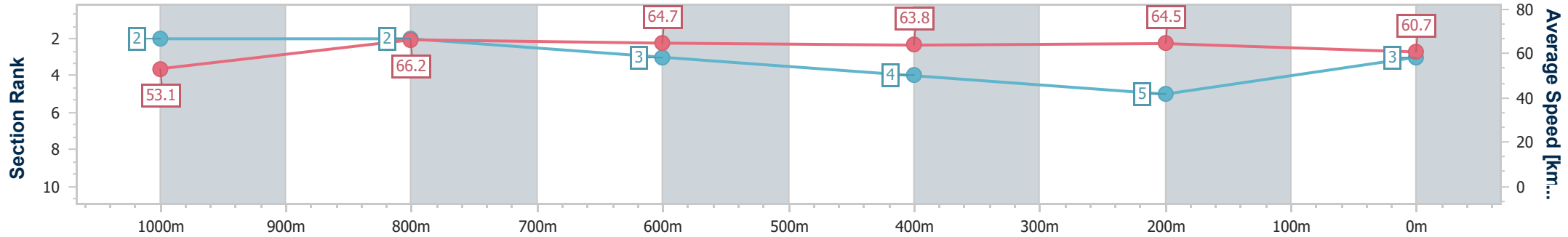
Townsville QLD Professional
 Race 7: TRANSPORTABLE LIFESTYLES TOWNSVILLE
 AMATEUR SPRINT OPEN Handicap - 1200m



19 November 2023 - 16:51

Track Rating: Good 4, Weather: Fine, Rail Position: True Entire Course

Section	Overall	1000m	800m	600m	400m	200m								
Section Times	1:09.95 [3] (0:13.64)	0:56.31 [2] (0:11.16)	0:45.15 [2] (0:11.12)	0:34.03 [3] (0:11.10)	0:22.93 [4] (0:11.08)	0:11.85 [5] (0:11.85)								
Average Speed [km/h]	53.1	66.2	64.7	63.8	64.5	60.7								
Top Speed [km/h]	66.0	67.5	66.4	64.8	65.9	63.7								
Avg. Dist. to Rail [m]	6.6	5.1	1.8	3.3	1.9	2.2								
Avg. Stride Freq. [Hz]	2.5	2.4	2.4	2.3	2.4	2.4								
Avg. Stride Length [m]	6.7	7.6	7.6	7.7	7.5	7.2								



- [] Ranking at each section and finish
- .-.- No data available at this section
- NA No data available



Horse/Jockey Name	Mister Larrabee
Final Rank	4
Fastest Section Time (Section)	0:10.72 (600m)
Top Speed [km/h] (Section)	69.8 (800m)
Race State	Finished



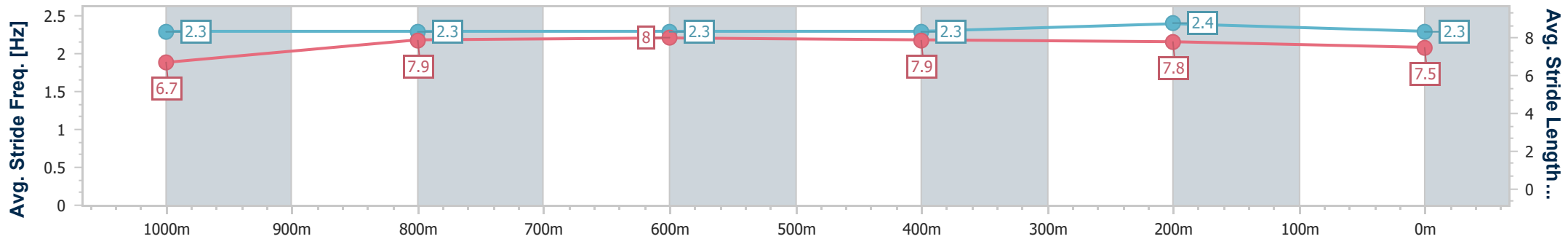
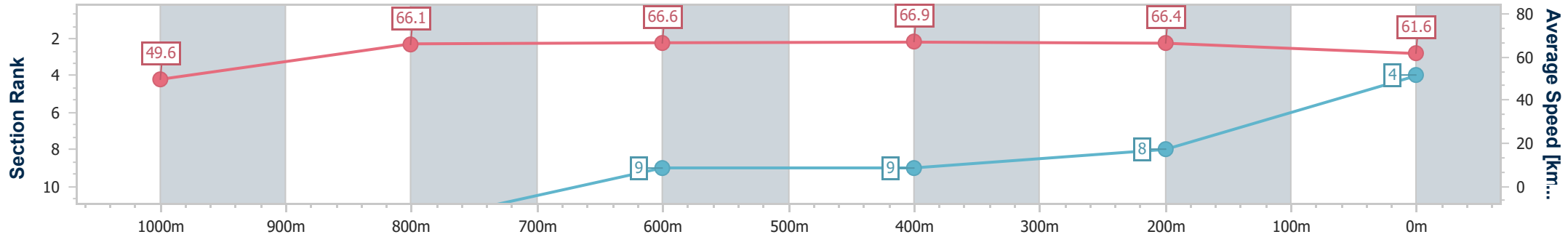
Townsville QLD Professional
 Race 7: TRANSPORTABLE LIFESTYLES TOWNSVILLE
 AMATEUR SPRINT OPEN Handicap - 1200m

19 November 2023 - 16:51

Track Rating: Good 4, Weather: Fine, Rail Position: True Entire Course



Section	Overall	1000m	800m	600m	400m	200m								
Section Times	1:10.05 [4] (0:14.65)	0:55.40 [12] (0:11.22)	0:44.18 [12] (0:10.95)	0:33.23 [9] (0:10.72)	0:22.51 [9] (0:10.87)	0:11.64 [8] (0:11.64)								
Average Speed [km/h]	49.6	66.1	66.6	66.9	66.4	61.6								
Top Speed [km/h]	65.7	68.3	69.8	69.7	67.1	66.5								
Avg. Dist. to Rail [m]	8.5	6.8	1.9	0.4	1.8	6.0								
Avg. Stride Freq. [Hz]	2.3	2.3	2.3	2.3	2.4	2.3								
Avg. Stride Length [m]	6.7	7.9	8.0	7.9	7.8	7.5								



- [] Ranking at each section and finish
- .-.- No data available at this section
- NA No data available



Horse/Jockey Name	Game Theory
Final Rank	5
Fastest Section Time (Section)	0:10.87 (800m)
Top Speed [km/h] (Section)	69.8 (1000m)
Race State	Finished



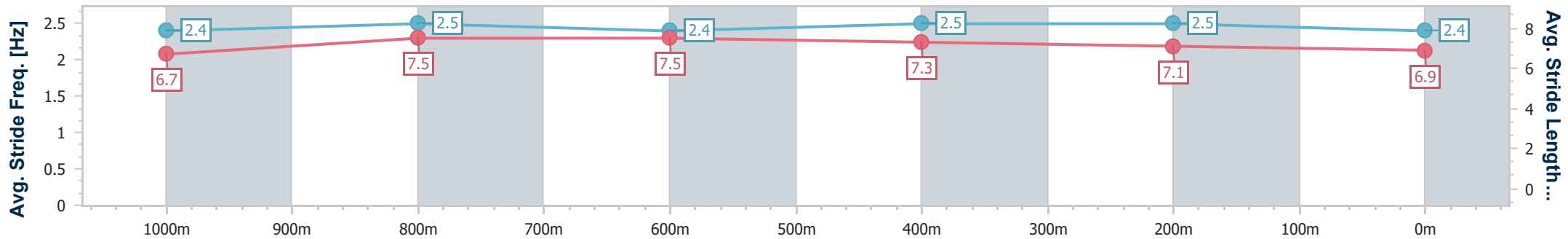
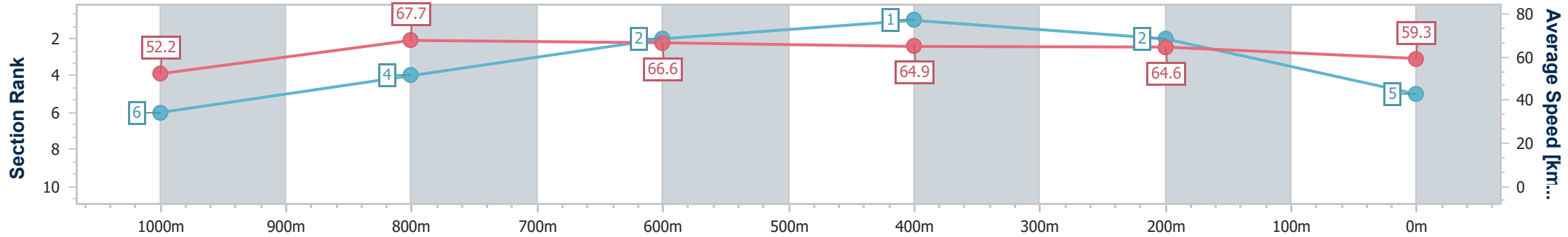
Townsville QLD Professional
 Race 7: TRANSPORTABLE LIFESTYLES TOWNSVILLE
 AMATEUR SPRINT OPEN Handicap - 1200m

19 November 2023 - 16:51

Track Rating: Good 4, Weather: Fine, Rail Position: True Entire Course



Section	Overall	1000m	800m	600m	400m	200m
Section Times	1:10.07 [5] (0:13.88)	0:56.19 [6] (0:11.00)	0:45.19 [4] (0:10.87)	0:34.32 [2] (0:11.04)	0:23.28 [1] (0:11.13)	0:12.15 [2] (0:12.15)
Average Speed [km/h]	52.2	67.7	66.6	64.9	64.6	59.3
Top Speed [km/h]	65.3	69.8	68.1	65.6	65.5	63.1
Avg. Dist. to Rail [m]	8.2	6.9	1.6	1.2	1.1	1.3
Avg. Stride Freq. [Hz]	2.4	2.5	2.4	2.5	2.5	2.4
Avg. Stride Length [m]	6.7	7.5	7.5	7.3	7.1	6.9



- [] Ranking at each section and finish
- .-.- No data available at this section
- NA No data available



Horse/Jockey Name	Family Star
Final Rank	6
Fastest Section Time (Section)	0:10.83 (600m)
Top Speed [km/h] (Section)	68.5 (800m)
Race State	Finished



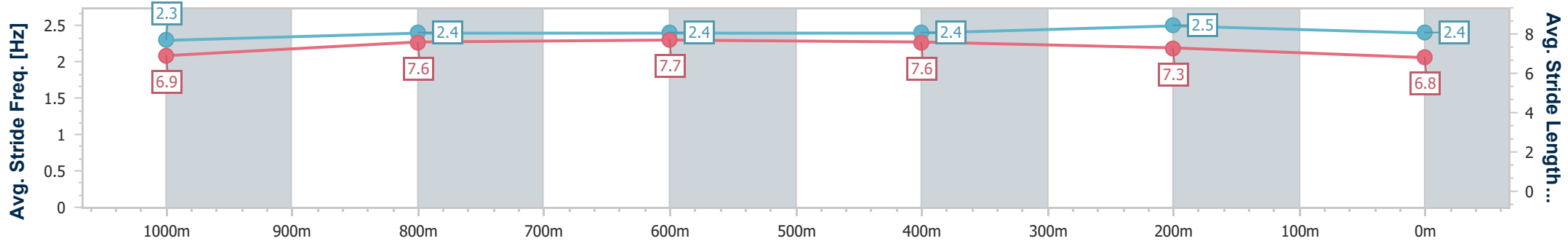
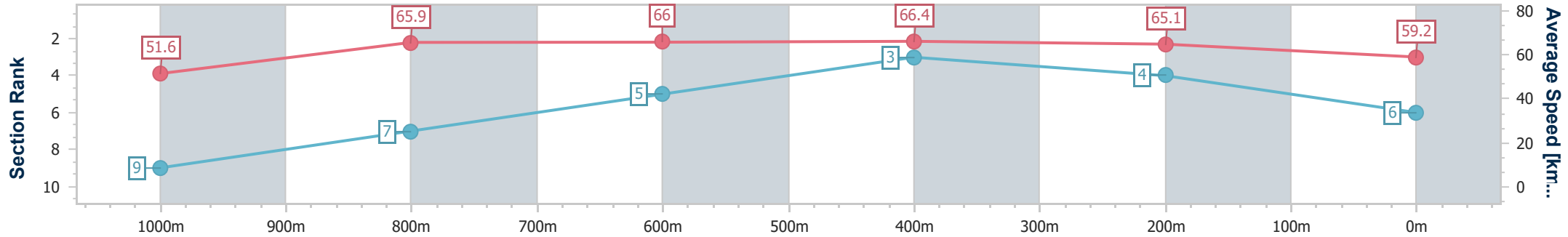
Townsville QLD Professional
 Race 7: TRANSPORTABLE LIFESTYLES TOWNSVILLE
 AMATEUR SPRINT OPEN Handicap - 1200m



19 November 2023 - 16:51

Track Rating: Good 4, Weather: Fine, Rail Position: True Entire Course

Section	Overall	1000m	800m	600m	400m	200m
Section Times	1:10.18 [6] (0:14.04)	0:56.14 [9] (0:11.14)	0:45.00 [7] (0:10.98)	0:34.02 [5] (0:10.83)	0:23.19 [3] (0:11.05)	0:12.14 [4] (0:12.14)
Average Speed [km/h]	51.6	65.9	66.0	66.4	65.1	59.2
Top Speed [km/h]	66.7	67.0	68.5	68.5	67.0	63.7
Avg. Dist. to Rail [m]	9.2	4.0	1.3	0.4	0.5	3.3
Avg. Stride Freq. [Hz]	2.3	2.4	2.4	2.4	2.5	2.4
Avg. Stride Length [m]	6.9	7.6	7.7	7.6	7.3	6.8



- [] Ranking at each section and finish
- .-.- No data available at this section
- NA No data available



Horse/Jockey Name	Yes Dream
Final Rank	7
Fastest Section Time (Section)	0:10.84 (600m)
Top Speed [km/h] (Section)	67.2 (800m)
Race State	Finished



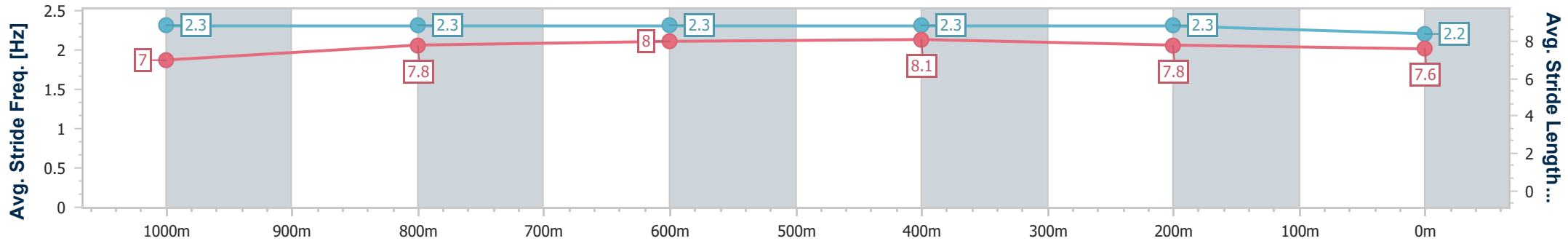
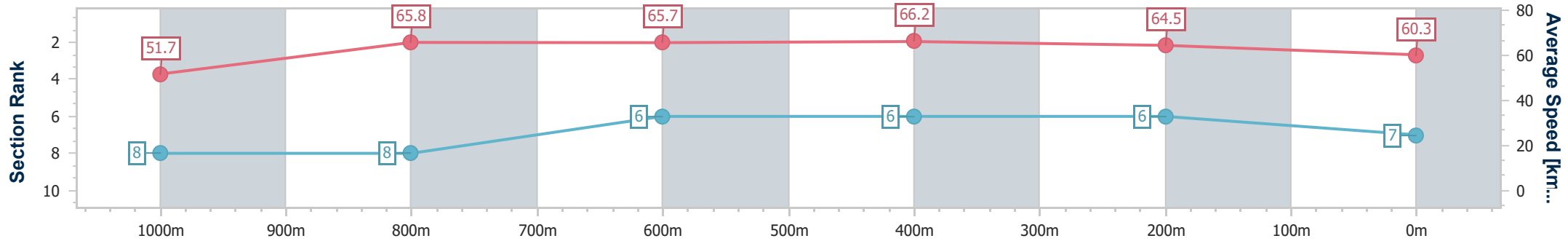
Townsville QLD Professional
 Race 7: TRANSPORTABLE LIFESTYLES TOWNSVILLE
 AMATEUR SPRINT OPEN Handicap - 1200m



19 November 2023 - 16:51

Track Rating: Good 4, Weather: Fine, Rail Position: True Entire Course

Section	Overall	1000m	800m	600m	400m	200m
Section Times	1:10.27 [7] (0:14.02)	0:56.25 [8] (0:11.27)	0:44.98 [8] (0:11.08)	0:33.90 [6] (0:10.84)	0:23.06 [6] (0:11.15)	0:11.91 [6] (0:11.91)
Average Speed [km/h]	51.7	65.8	65.7	66.2	64.5	60.3
Top Speed [km/h]	64.5	67.0	67.2	66.6	65.1	64.5
Avg. Dist. to Rail [m]	10.8	5.7	2.7	1.2	1.3	4.9
Avg. Stride Freq. [Hz]	2.3	2.3	2.3	2.3	2.3	2.2
Avg. Stride Length [m]	7.0	7.8	8.0	8.1	7.8	7.6



- [] Ranking at each section and finish
- .-.- No data available at this section
- NA No data available



Horse/Jockey Name	Bones
Final Rank	8
Fastest Section Time (Section)	0:10.97 (600m)
Top Speed [km/h] (Section)	66.3 (800m)
Race State	Finished



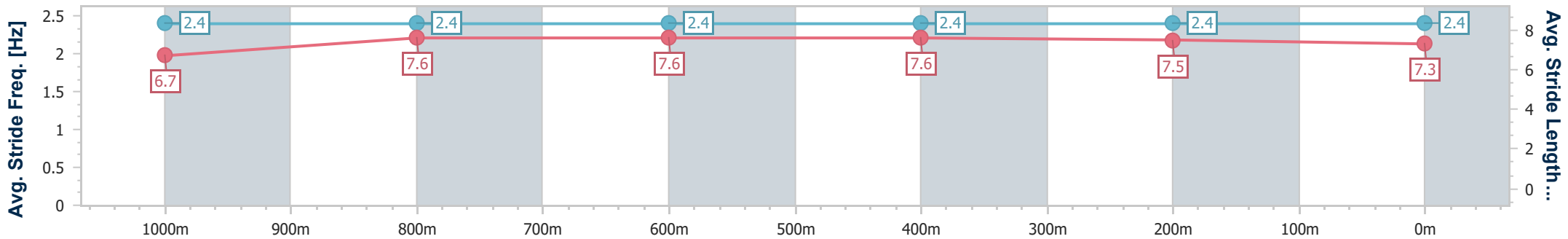
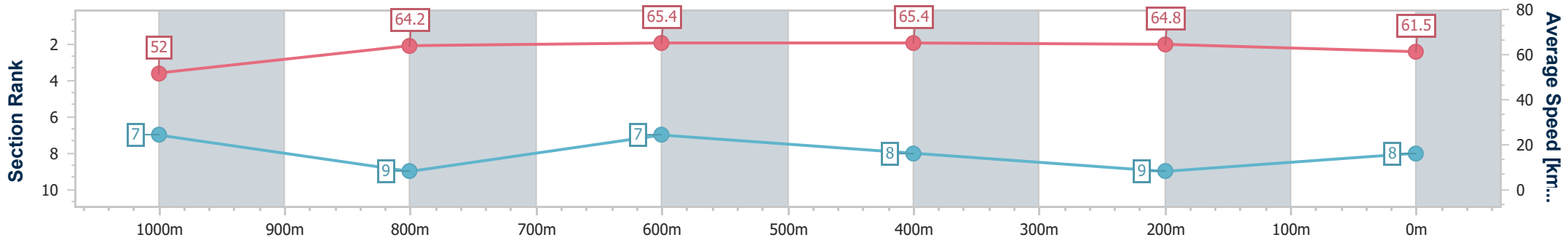
Townsville QLD Professional
 Race 7: TRANSPORTABLE LIFESTYLES TOWNSVILLE
 AMATEUR SPRINT OPEN Handicap - 1200m



19 November 2023 - 16:51

Track Rating: Good 4, Weather: Fine, Rail Position: True Entire Course

Section	Overall	1000m	800m	600m	400m	200m
Section Times	1:10.30 [8] (0:13.94)	0:56.36 [7] (0:11.58)	0:44.78 [9] (0:11.04)	0:33.74 [7] (0:10.97)	0:22.77 [8] (0:11.07)	0:11.70 [9] (0:11.70)
Average Speed [km/h]	52.0	64.2	65.4	65.4	64.8	61.5
Top Speed [km/h]	66.1	65.4	66.3	66.1	65.7	65.5
Avg. Dist. to Rail [m]	12.1	6.3	1.6	1.3	1.1	1.1
Avg. Stride Freq. [Hz]	2.4	2.4	2.4	2.4	2.4	2.4
Avg. Stride Length [m]	6.7	7.6	7.6	7.6	7.5	7.3



- [] Ranking at each section and finish
- .-.- No data available at this section
- NA No data available



Horse/Jockey Name	Tara Jasmine
Final Rank	9
Fastest Section Time (Section)	0:10.92 (400m)
Top Speed [km/h] (Section)	68.2 (1000m)
Race State	Finished



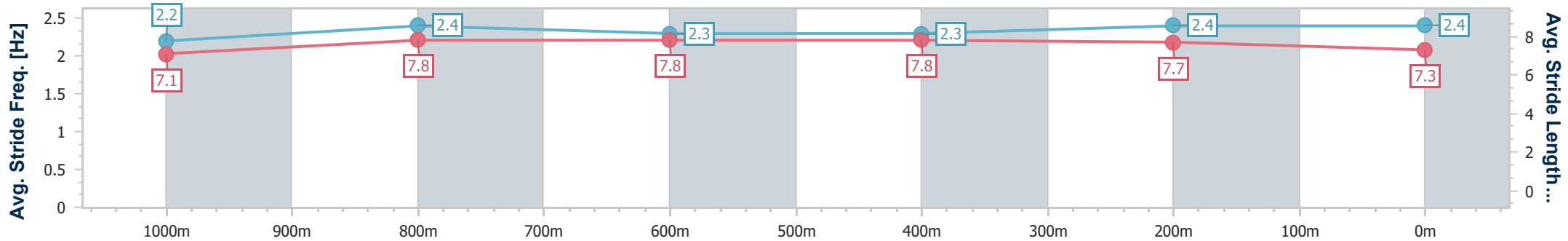
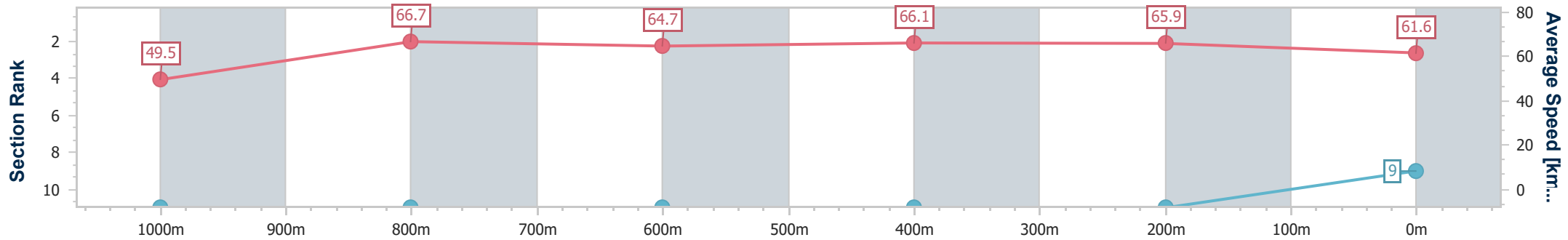
Townsville QLD Professional
 Race 7: TRANSPORTABLE LIFESTYLES TOWNSVILLE
 AMATEUR SPRINT OPEN Handicap - 1200m

19 November 2023 - 16:51

Track Rating: Good 4, Weather: Fine, Rail Position: True Entire Course



Section	Overall	1000m	800m	600m	400m	200m								
Section Times	1:10.66 [9] (0:14.59)	0:56.07 [11] (0:11.13)	0:44.94 [11] (0:11.36)	0:33.58 [11] (0:10.97)	0:22.61 [11] (0:10.92)	0:11.69 [11] (0:11.69)								
Average Speed [km/h]	49.5	66.7	64.7	66.1	65.9	61.6								
Top Speed [km/h]	65.1	68.2	67.0	67.1	66.8	65.9								
Avg. Dist. to Rail [m]	6.6	6.0	4.4	1.1	2.7	6.2								
Avg. Stride Freq. [Hz]	2.2	2.4	2.3	2.3	2.4	2.4								
Avg. Stride Length [m]	7.1	7.8	7.8	7.8	7.7	7.3								



- [] Ranking at each section and finish
- .-.- No data available at this section
- NA No data available



Horse/Jockey Name	Jetski
Final Rank	10
Fastest Section Time (Section)	0:10.94 (600m)
Top Speed [km/h] (Section)	68.0 (600m)
Race State	Finished



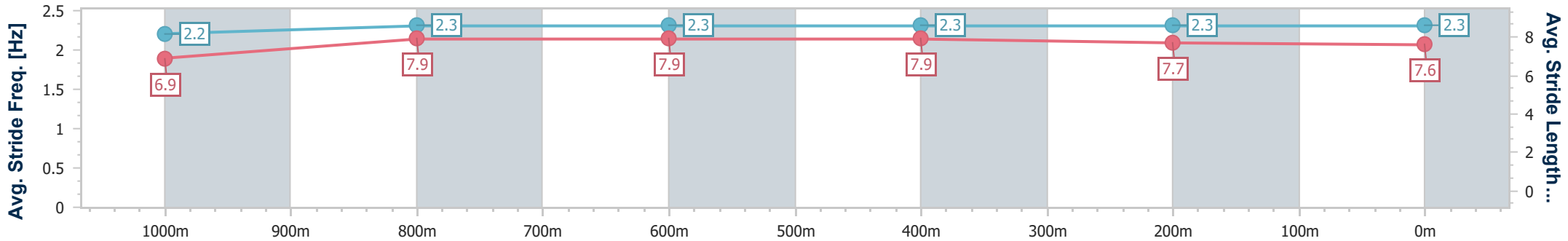
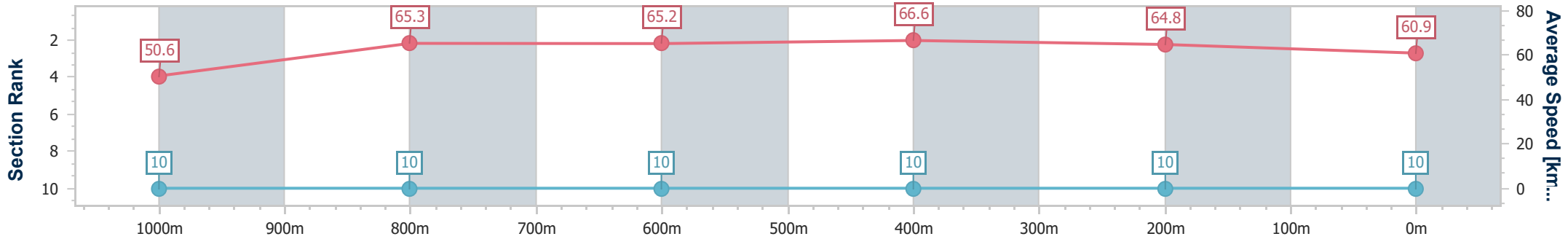
Townsville QLD Professional
 Race 7: TRANSPORTABLE LIFESTYLES TOWNSVILLE
 AMATEUR SPRINT OPEN Handicap - 1200m

19 November 2023 - 16:51

Track Rating: Good 4, Weather: Fine, Rail Position: True Entire Course



Section	Overall	1000m	800m	600m	400m	200m							
Section Times	1:10.81 [10] (0:14.37)	0:56.44 [10] (0:11.33)	0:45.11 [10] (0:11.25)	0:33.86 [10] (0:10.94)	0:22.92 [10] (0:11.08)	0:11.84 [10] (0:11.84)							
Average Speed [km/h]	50.6	65.3	65.2	66.6	64.8	60.9							
Top Speed [km/h]	65.2	66.1	67.9	68.0	66.3	63.8							
Avg. Dist. to Rail [m]	8.4	5.7	4.3	1.4	1.3	4.8							
Avg. Stride Freq. [Hz]	2.2	2.3	2.3	2.3	2.3	2.3							
Avg. Stride Length [m]	6.9	7.9	7.9	7.9	7.7	7.6							



- [] Ranking at each section and finish
- .-.- No data available at this section
- NA No data available



Horse/Jockey Name	Hell Of A Boy
Final Rank	2147483647
Fastest Section Time (Section)	0:10.86 (600m)
Top Speed [km/h] (Section)	66.6 (1000m)
Race State	DidNotFinish



Townsville QLD Professional
 Race 7: TRANSPORTABLE LIFESTYLES TOWNSVILLE
 AMATEUR SPRINT OPEN Handicap - 1200m

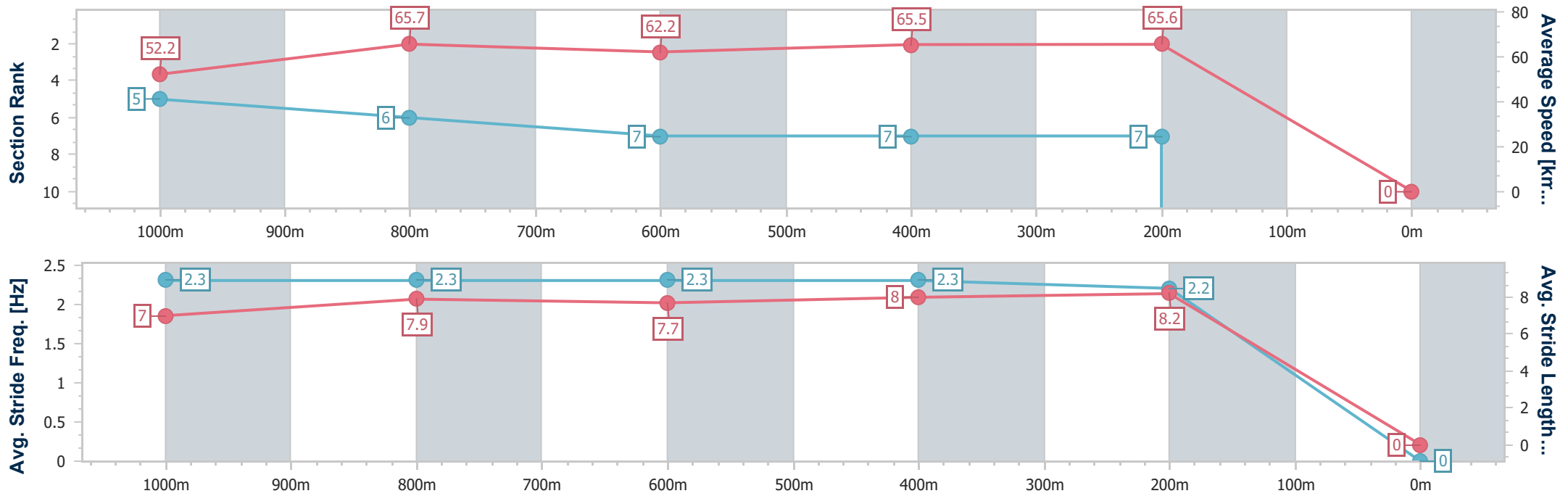
19 November 2023 - 16:51

Track Rating: Good 4, Weather: Fine, Rail Position: True Entire Course



Section	Overall	1000m	800m	600m	400m	200m							
Section Times	0:00.00 [2147483647 1 (0:13.83)	0:00.00 [5] (0:11.16)	0:00.00 [6] (0:11.57)	0:00.00 [7] (0:10.86)	0:00.00 [7] (0:10.94)	---:--							
Average Speed [km/h]	52.2	65.7	62.2	65.5	65.6	0.0							
Top Speed [km/h]	65.9	66.6	65.7	66.1	66.3	---							
Avg. Dist. to Rail [m]	5.0	3.6	0.9	2.4	1.2	0.0							
Avg. Stride Freq. [Hz]	2.3	2.3	2.3	2.3	2.2	---							
Avg. Stride Length [m]	7.0	7.9	7.7	8.0	8.2	---							

- [] Ranking at each section and finish
- :-- No data available at this section
- NA No data available





Horse/Jockey Name	Knockknee
Final Rank	2147483647
Fastest Section Time (Section)	0:11.28 (1000m)
Top Speed [km/h] (Section)	67.4 (Overall)
Race State	DidNotFinish



Townsville QLD Professional
 Race 7: TRANSPORTABLE LIFESTYLES TOWNSVILLE
 AMATEUR SPRINT OPEN Handicap - 1200m

19 November 2023 - 16:51

Track Rating: Good 4, Weather: Fine, Rail Position: True Entire Course



Section	Overall	1000m	800m	600m	400m	200m							
Section Times	0:00.00 [2147483647 1 (0:13.51)	0:00.00 [1] (0:11.28)	0:00.00 [1] (0:13.60)	-:-:-	-:-:-	-:-:-							
Average Speed [km/h]	53.5	64.9	52.7	0.0	0.0	0.0							
Top Speed [km/h]	67.4	66.6	60.5	-:-	-:-	-:-							
Avg. Dist. to Rail [m]	3.1	4.2	1.1	0.0	0.0	0.0							
Avg. Stride Freq. [Hz]	2.2	2.5	2.5	-:-	-:-	-:-							
Avg. Stride Length [m]	7.7	7.2	5.8	-:-	-:-	-:-							

- [] Ranking at each section and finish
- :-:- No data available at this section
- NA No data available

