



Townsville QLD Professional

Race 6: GLOBAL HIRE TOWNSVILLE AMATEUR CUP OPEN Handicap - 1609m

19 November 2023 - 16:17



Track Rating: Good 4, Weather: Fine, Rail Position: True Entire Course

Section	Field Times	Overall	1400m	1200m	1000m	800m	600m	400m	Last 600m					
		1:35.52 (0:14.35)	1:21.17 (0:11.56)	1:09.61 (0:11.35)	0:58.26 (0:11.39)	0:46.87 (0:11.31)	0:35.56 (0:11.61)	0:23.95 (0:11.81)	0:35.56					
Rank	TAB	Horse/Jockey	Barrier	Top Speed [km/h]	Fastest Section						Distance Travelled [m]			
1	10	HIGHER LOVE Denicious Smith	8	65.3 800m	0:11.21 400m	1:35.52 [1] (0:14.80)	1:20.72 [8] (0:11.73)	1:08.99 [8] (0:11.54)	0:57.45 [8] (0:11.61)	0:45.84 [9] (0:11.26)	0:34.58 [9] (0:11.23)	0:23.35 [8] (0:11.21)	0:34.58	
2	12	REALEZA Nathan Thomas	10	65.2 800m	0:11.40 800m	1:35.61 [2] (0:14.63)	1:20.98 [4] (0:11.52)	1:09.46 [4] (0:11.49)	0:57.97 [5] (0:11.52)	0:46.45 [5] (0:11.40)	0:35.05 [5] (0:11.46)	0:23.59 [6] (0:11.41)	0:35.05	+4
3	7	PLAY ME NOW Lacey Morrison	13	65.6 1400m	0:11.31 1200m	1:35.61 [3] (0:14.79)	1:20.82 [7] (0:11.34)	1:09.48 [3] (0:11.31)	0:58.17 [3] (0:11.52)	0:46.65 [3] (0:11.39)	0:35.26 [3] (0:11.47)	0:23.79 [3] (0:11.60)	0:35.26	+2
4	3	O'MUDGEE Ashley Butler	9	65.4 800m	0:11.30 800m	1:35.67 [4] (0:14.61)	1:21.06 [3] (0:11.77)	1:09.29 [6] (0:11.54)	0:57.75 [7] (0:11.54)	0:46.21 [6] (0:11.30)	0:34.91 [7] (0:11.34)	0:23.57 [7] (0:11.42)	0:34.91	-4
5	11	STARHATTAN Olivia Kendal	7	67.9 800m	0:11.00 800m	1:35.68 [5] (0:15.06)	1:20.62 [11] (0:12.00)	1:08.62 [11] (0:11.62)	0:57.00 [11] (0:11.57)	0:45.43 [11] (0:11.00)	0:34.43 [11] (0:11.30)	0:23.13 [10] (0:11.26)	0:34.43	-2
6	1	SAVVY LEGEND Tahlia Fenlon	14	67.1 1000m	0:11.07 400m	1:35.83 [6] (0:15.32)	1:20.51 [13] (0:12.03)	1:08.48 [12] (0:11.48)	0:57.00 [12] (0:11.48)	0:45.52 [12] (0:11.13)	0:34.39 [12] (0:11.28)	0:23.11 [12] (0:11.07)	0:34.39	+2
7	5	BRILLIANT MIND Jason Taylor	4	64.7 1000m	0:11.16 800m	1:35.91 [7] (0:14.54)	1:21.37 [2] (0:11.84)	1:09.53 [6] (0:11.53)	0:58.00 [6] (0:11.59)	0:46.41 [7] (0:11.16)	0:35.25 [6] (0:11.26)	0:23.99 [5] (0:11.62)	0:35.25	-5
8	9	VENTURA OCEAN Adrian Layt	5	65.7 400m	0:11.29 800m	1:35.94 [8] (0:14.77)	1:21.17 [6] (0:11.80)	1:09.37 [9] (0:11.53)	0:57.84 [9] (0:11.48)	0:46.36 [8] (0:11.29)	0:35.07 [8] (0:11.36)	0:23.71 [9] (0:11.31)	0:35.07	-4
9	2	THE DRILLER Jade Doolan	3	65.7 1000m	0:11.19 800m	1:36.28 [9] (0:14.99)	1:21.29 [9] (0:11.81)	1:09.48 [10] (0:11.61)	0:57.87 [10] (0:11.59)	0:46.28 [10] (0:11.19)	0:35.09 [10] (0:11.37)	0:23.72 [11] (0:11.35)	0:35.09	-6
10	8	CIAO BICKY Georgina McDonnell	11	67.7 1200m	0:10.93 1200m	1:36.37 [10] (0:15.06)	1:21.31 [10] (0:11.28)	1:10.03 [5] (0:10.93)	0:59.10 [2] (0:11.45)	0:47.65 [2] (0:11.32)	0:36.33 [2] (0:11.54)	0:24.79 [2] (0:11.98)	0:36.33	+3

Scratched: Lady Of Fortune (#14)

Report Created: Sun 19 November 2023 16:55 GM (Note: Timing is based on position data)

Page 1/17

[] Ranking at each section and finish
 -:-:- No data available at this section
 NA No data available

SCN Saddle cloth number
 DNF Did not finish
 DNT Did not track

data processed by TRIPLES DATA



Townsville QLD Professional
Race 6: GLOBAL HIRE TOWNSVILLE AMATEUR CUP OPEN Handicap - 1609m
19 November 2023 - 16:17



Track Rating: Good 4, Weather: Fine, Rail Position: True Entire Course

Section		Overall	1400m	1200m	1000m	800m	600m	400m	Last 600m
Field Times		1:35.52 (0:14.35)	1:21.17 (0:11.56)	1:09.61 (0:11.35)	0:58.26 (0:11.39)	0:46.87 (0:11.31)	0:35.56 (0:11.61)	0:23.95 (0:11.81)	0:35.56

Rank	TAB	Horse/Jockey	Barrier	Top Speed [km/h]	Fastest Section	Overall	1400m	1200m	1000m	800m	600m	400m	Last 600m	Distance Travelled [m]
11	6	WISE DRAGON Scott Sheargold	1	65.9 1000m	0:11.34 800m	1:36.62 [11] (0:14.35)	1:22.27 [1] (0:11.76)	1:10.51 [2] (0:11.47)	0:59.04 [4] (0:11.49)	0:47.55 [4] (0:11.34)	0:36.21 [4] (0:11.46)	0:24.75 [4] (0:11.84)	0:36.21	-8
12	4	OLYMPIC KORCHNOI Isabella Teh	6	65.3 800m	0:11.10 800m	1:36.83 [12] (0:15.24)	1:21.59 [12] (0:12.14)	1:09.45 [13] (0:11.57)	0:57.88 [13] (0:11.67)	0:46.21 [13] (0:11.10)	0:35.11 [13] (0:11.37)	0:23.74 [13] (0:11.52)	0:35.11	-5
13	13	PRINCE AKEEM Jackson Murphy	12	66.4 1400m	0:11.22 1400m	1:37.07 [13] (0:14.69)	1:22.38 [5] (0:11.22)	1:11.16 [1] (0:11.35)	0:59.81 [1] (0:11.39)	0:48.42 [1] (0:11.31)	0:37.11 [1] (0:11.61)	0:25.50 [1] (0:12.05)	0:37.11	+2

Scratched: Lady Of Fortune (#14)

[] Ranking at each section and finish
 -:-:-:- No data available at this section
 NA No data available

SCN Saddle cloth number
 DNF Did not finish
 DNT Did not track



Townsville QLD Professional

Race 6: GLOBAL HIRE TOWNSVILLE AMATEUR CUP OPEN Handicap - 1609m

19 November 2023 - 16:17



Track Rating: Good 4, Weather: Fine, Rail Position: True Entire Course

Section				200m				Last 600m	
Field Times				0:12.14		(0:12.14)		0:35.56	
Rank	TAB	Horse/Jockey	Barrier	Top Speed [km/h]	Fastest Section	Margin		Distance Travelled [m]	
1	10	HIGHER LOVE Denicious Smith	8	65.3 800m	0:11.21 400m	0:12.14 [1] (0:12.14)	1:35.52	0:34.58	
2	12	REALEZA Nathan Thomas	10	65.2 800m	0:11.40 800m	0:12.18 [3] (0:12.18)	0.5L	0:35.05 +4	
3	7	PLAY ME NOW Lacey Morrison	13	65.6 1400m	0:11.31 1200m	0:12.19 [2] (0:12.19)	0.6L	0:35.26 +2	
4	3	O'MUDGE Ashley Butler	9	65.4 800m	0:11.30 800m	0:12.15 [4] (0:12.15)	0.8L	0:34.91 -4	
5	11	STARHATTAN Olivia Kendal	7	67.9 800m	0:11.00 800m	0:11.87 [11] (0:11.87)	0.9L	0:34.43 -2	
6	1	SAVVY LEGEND Tahlia Fenlon	14	67.1 1000m	0:11.07 400m	0:12.04 [10] (0:12.04)	1.7L	0:34.39 +2	
7	5	BRILLIANT MIND Jason Taylor	4	64.7 1000m	0:11.16 800m	0:12.37 [6] (0:12.37)	2.2L	0:35.25 -5	
8	9	VENTURA OCEAN Adrian Layt	5	65.7 400m	0:11.29 800m	0:12.40 [5] (0:12.40)	2.4L	0:35.07 -4	
9	2	THE DRILLER Jade Doolan	3	65.7 1000m	0:11.19 800m	0:12.37 [12] (0:12.37)	4.2L	0:35.09 -6	
10	8	CIAO BICKY Georgina McDonnell	11	67.7 1200m	0:10.93 1200m	0:12.81 [7] (0:12.81)	4.7L	0:36.33 +3	

Scratched: Lady Of Fortune (#14)

[] Ranking at each section and finish
 -:-:- No data available at this section
 NA No data available

SCN Saddle cloth number
 DNF Did not finish
 DNT Did not track



Townsville QLD Professional

Race 6: GLOBAL HIRE TOWNSVILLE AMATEUR CUP OPEN Handicap - 1609m

19 November 2023 - 16:17



Track Rating: Good 4, Weather: Fine, Rail Position: True Entire Course

Section				200m				Last 600m		
Field Times				0:12.14 (0:12.14)				0:35.56		
Rank	TAB	Horse/Jockey	Barrier	Top Speed [km/h]	Fastest Section	Margin			Distance Travelled [m]	
11	6	WISE DRAGON	1	65.9	0:11.34	0:12.91 [9]	6L		0:36.21	-8
		Scott Sheargold		1000m	800m	(0:12.91)				
12	4	OLYMPIC KORCHNOI	6	65.3	0:11.10	0:12.22 [13]	7L		0:35.11	-5
		Isabella Teh		800m	800m	(0:12.22)				
13	13	PRINCE AKEEM	12	66.4	0:11.22	0:13.45 [8]	8.3L		0:37.11	+2
		Jackson Murphy		1400m	1400m	(0:13.45)				

Scratched: Lady Of Fortune (#14)

[] Ranking at each section and finish
 -:-:-:- No data available at this section
 NA No data available

SCN Saddle cloth number
 DNF Did not finish
 DNT Did not track



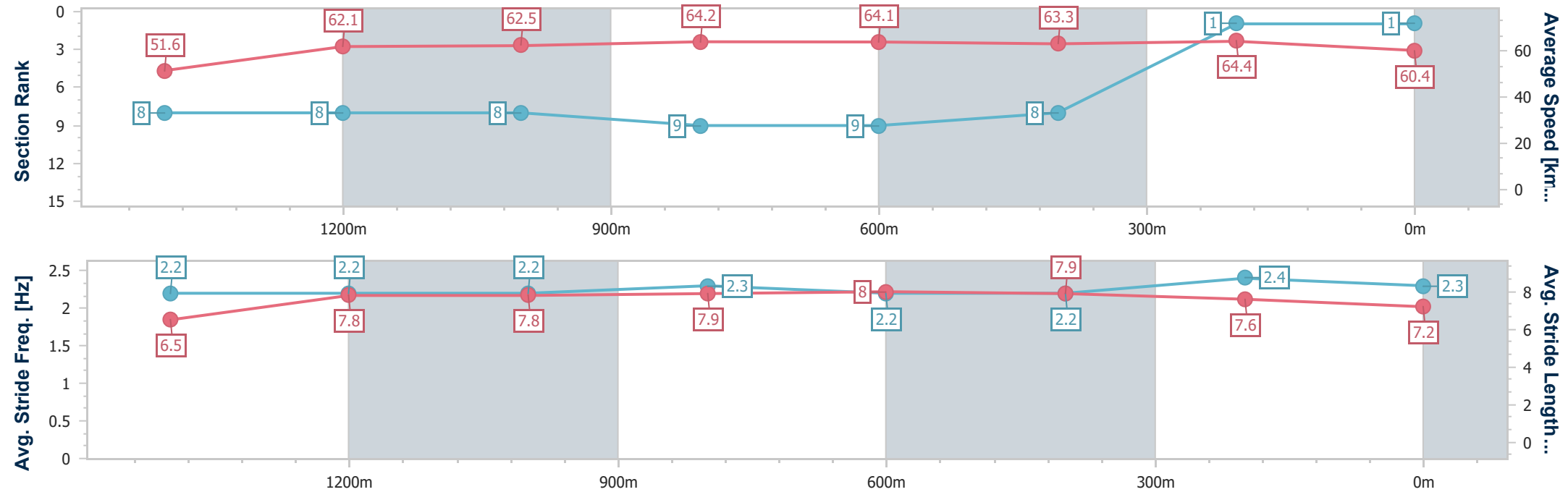
Horse/Jockey Name	Higher Love
Final Rank	1
Fastest Section Time (Section)	0:11.21 (400m)
Top Speed [km/h] (Section)	65.3 (800m)
Race State	Finished



Townsville QLD Professional
 Race 6: GLOBAL HIRE TOWNSVILLE AMATEUR CUP OPEN
 Handicap - 1609m
 19 November 2023 - 16:17
 Track Rating: Good 4, Weather: Fine, Rail Position: True Entire Course



Section	Overall	1400m	1200m	1000m	800m	600m	400m	200m						
Section Times	1:35.52 [1] (0:14.80)	1:20.72 [8] (0:11.73)	1:08.99 [8] (0:11.54)	0:57.45 [8] (0:11.61)	0:45.84 [9] (0:11.26)	0:34.58 [9] (0:11.23)	0:23.35 [8] (0:11.21)	0:12.14 [1] (0:12.14)						
Average Speed [km/h]	51.6	62.1	62.5	64.2	64.1	63.3	64.4	60.4						
Top Speed [km/h]	61.6	63.7	63.8	64.9	65.3	64.6	65.1	63.5						
Avg. Dist. to Rail [m]	8.7	3.8	5.4	6.0	1.5	2.0	2.5	4.5						
Avg. Stride Freq. [Hz]	2.2	2.2	2.2	2.3	2.2	2.2	2.4	2.3						
Avg. Stride Length [m]	6.5	7.8	7.8	7.9	8.0	7.9	7.6	7.2						



- [] Ranking at each section and finish
- .-.- No data available at this section
- NA No data available



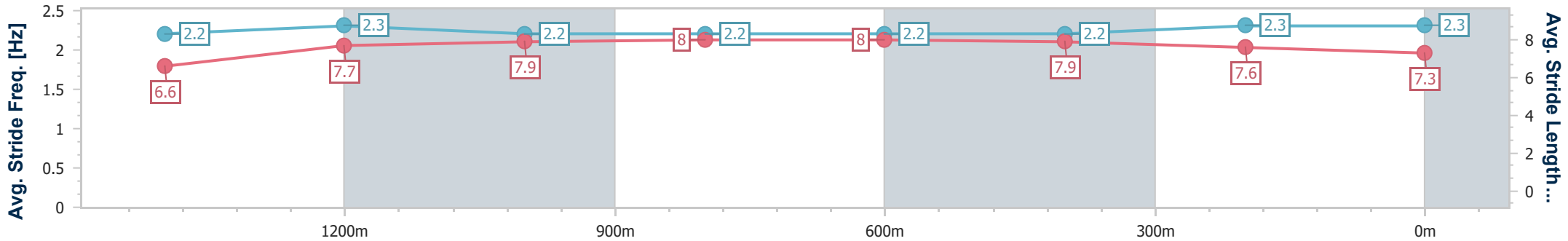
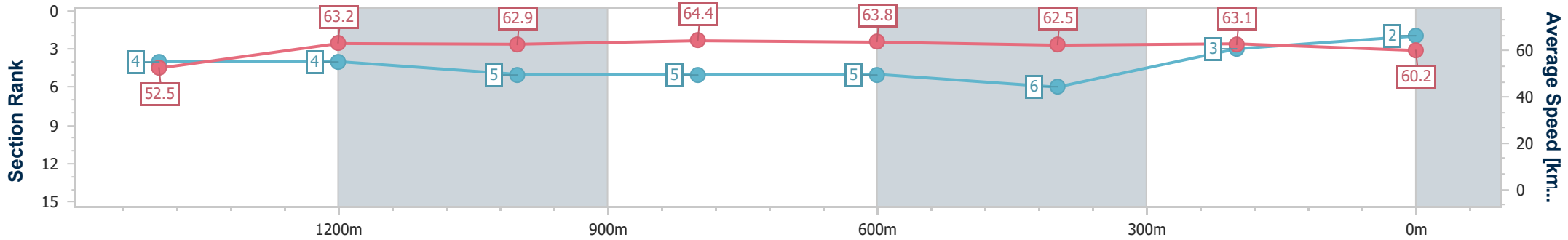
Horse/Jockey Name	Realeza
Final Rank	2
Fastest Section Time (Section)	0:11.40 (800m)
Top Speed [km/h] (Section)	65.2 (800m)
Race State	Finished



Townsville QLD Professional
 Race 6: GLOBAL HIRE TOWNSVILLE AMATEUR CUP OPEN
 Handicap - 1609m
 19 November 2023 - 16:17
 Track Rating: Good 4, Weather: Fine, Rail Position: True Entire Course



Section	Overall	1400m	1200m	1000m	800m	600m	400m	200m						
Section Times	1:35.61 [2] (0:14.63)	1:20.98 [4] (0:11.52)	1:09.46 [4] (0:11.49)	0:57.97 [5] (0:11.52)	0:46.45 [5] (0:11.40)	0:35.05 [5] (0:11.46)	0:23.59 [6] (0:11.41)	0:12.18 [3] (0:12.18)						
Average Speed [km/h]	52.5	63.2	62.9	64.4	63.8	62.5	63.1	60.2						
Top Speed [km/h]	61.4	64.3	64.1	65.0	65.2	63.3	63.9	62.8						
Avg. Dist. to Rail [m]	9.6	3.9	4.9	6.2	1.8	1.0	1.6	3.1						
Avg. Stride Freq. [Hz]	2.2	2.3	2.2	2.2	2.2	2.2	2.3	2.3						
Avg. Stride Length [m]	6.6	7.7	7.9	8.0	8.0	7.9	7.6	7.3						



- [] Ranking at each section and finish
- .-.- No data available at this section
- NA No data available



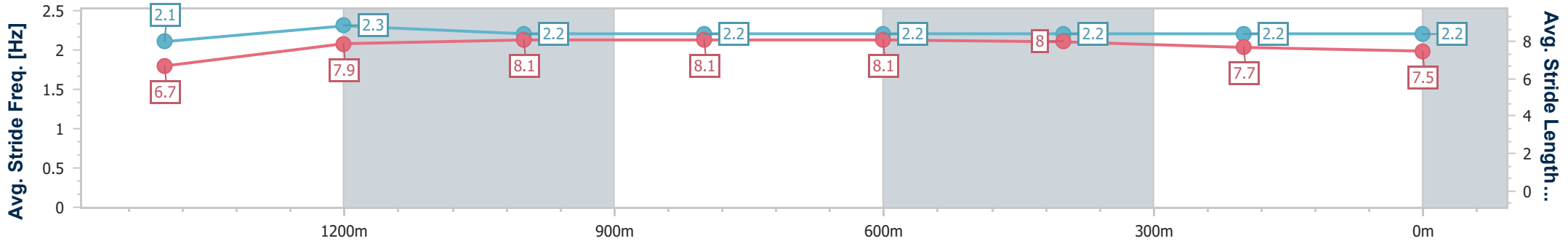
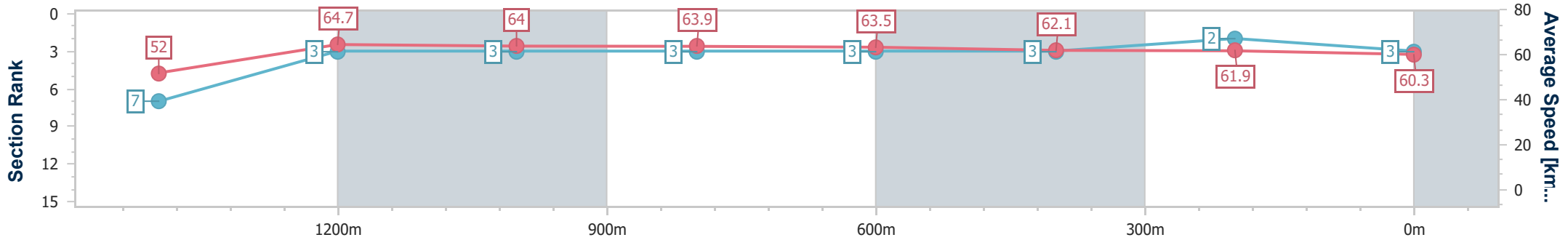
Horse/Jockey Name	Play Me Now
Final Rank	3
Fastest Section Time (Section)	0:11.31 (1200m)
Top Speed [km/h] (Section)	65.6 (1400m)
Race State	Finished



Townsville QLD Professional
 Race 6: GLOBAL HIRE TOWNSVILLE AMATEUR CUP OPEN
 Handicap - 1609m
 19 November 2023 - 16:17
 Track Rating: Good 4, Weather: Fine, Rail Position: True Entire Course



Section	Overall	1400m	1200m	1000m	800m	600m	400m	200m						
Section Times	1:35.61 [3] (0:14.79)	1:20.82 [7] (0:11.34)	1:09.48 [3] (0:11.31)	0:58.17 [3] (0:11.52)	0:46.65 [3] (0:11.39)	0:35.26 [3] (0:11.47)	0:23.79 [3] (0:11.60)	0:12.19 [2] (0:12.19)						
Average Speed [km/h]	52.0	64.7	64.0	63.9	63.5	62.1	61.9	60.3						
Top Speed [km/h]	62.6	65.6	65.1	65.3	64.8	63.4	63.0	61.3						
Avg. Dist. to Rail [m]	12.2	4.9	4.4	5.5	1.1	2.0	1.1	0.9						
Avg. Stride Freq. [Hz]	2.1	2.3	2.2	2.2	2.2	2.2	2.2	2.2						
Avg. Stride Length [m]	6.7	7.9	8.1	8.1	8.1	8.0	7.7	7.5						



- [] Ranking at each section and finish
- .-.- No data available at this section
- NA No data available



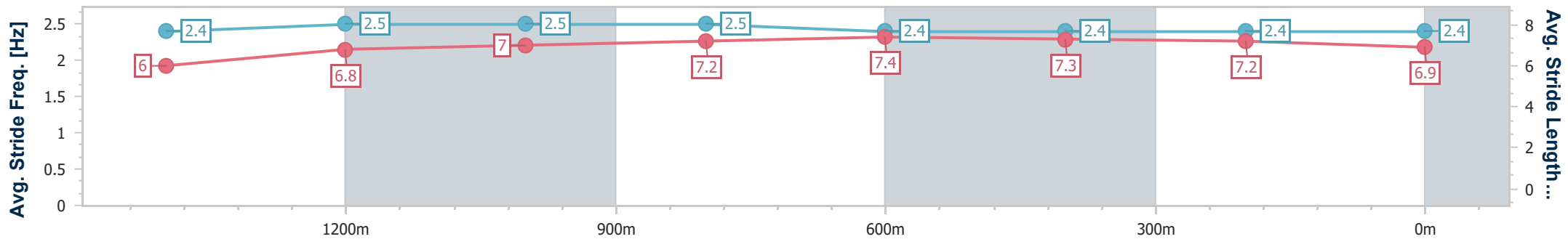
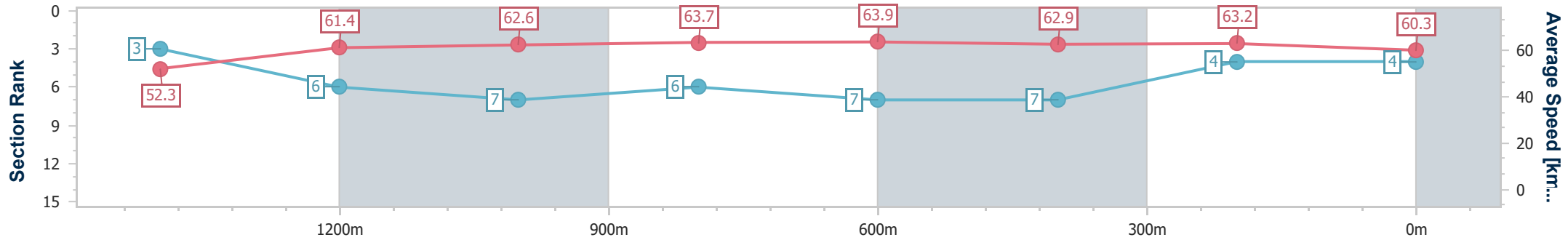
Horse/Jockey Name	O'mudgee
Final Rank	4
Fastest Section Time (Section)	0:11.30 (800m)
Top Speed [km/h] (Section)	65.4 (800m)
Race State	Finished



Townsville QLD Professional
 Race 6: GLOBAL HIRE TOWNSVILLE AMATEUR CUP OPEN
 Handicap - 1609m
 19 November 2023 - 16:17
 Track Rating: Good 4, Weather: Fine, Rail Position: True Entire Course



Section	Overall	1400m	1200m	1000m	800m	600m	400m	200m						
Section Times	1:35.67 [4] (0:14.61)	1:21.06 [3] (0:11.77)	1:09.29 [6] (0:11.54)	0:57.75 [7] (0:11.54)	0:46.21 [6] (0:11.30)	0:34.91 [7] (0:11.34)	0:23.57 [7] (0:11.42)	0:12.15 [4] (0:12.15)						
Average Speed [km/h]	52.3	61.4	62.6	63.7	63.9	62.9	63.2	60.3						
Top Speed [km/h]	62.0	63.1	63.5	65.0	65.4	63.7	63.8	62.5						
Avg. Dist. to Rail [m]	7.4	1.5	3.5	4.5	0.9	1.6	2.4	5.0						
Avg. Stride Freq. [Hz]	2.4	2.5	2.5	2.5	2.4	2.4	2.4	2.4						
Avg. Stride Length [m]	6.0	6.8	7.0	7.2	7.4	7.3	7.2	6.9						



- [] Ranking at each section and finish
- .-.- No data available at this section
- NA No data available



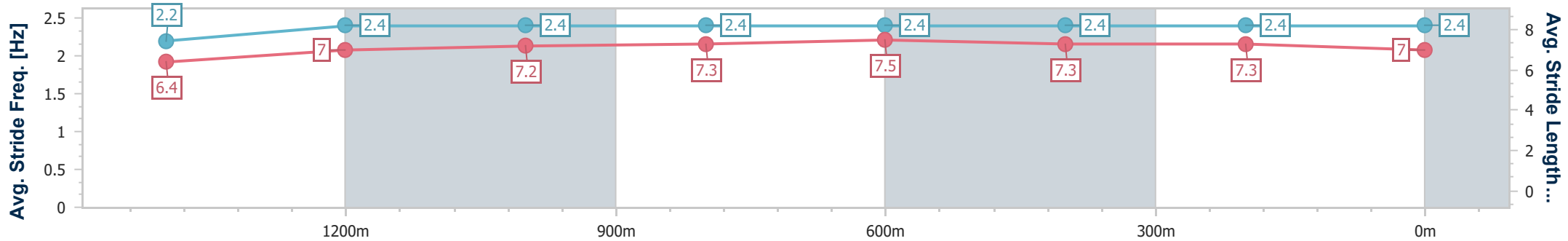
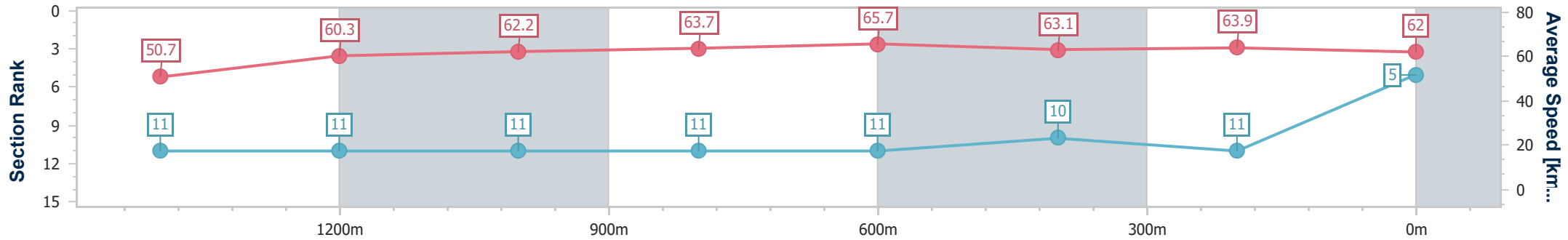
Horse/Jockey Name	Starhattan
Final Rank	5
Fastest Section Time (Section)	0:11.00 (800m)
Top Speed [km/h] (Section)	67.9 (800m)
Race State	Finished



Townsville QLD Professional
 Race 6: GLOBAL HIRE TOWNSVILLE AMATEUR CUP OPEN
 Handicap - 1609m
 19 November 2023 - 16:17
 Track Rating: Good 4, Weather: Fine, Rail Position: True Entire Course



Section	Overall	1400m	1200m	1000m	800m	600m	400m	200m						
Section Times	1:35.68 [5] (0:15.06)	1:20.62 [11] (0:12.00)	1:08.62 [11] (0:11.62)	0:57.00 [11] (0:11.57)	0:45.43 [11] (0:11.00)	0:34.43 [11] (0:11.30)	0:23.13 [10] (0:11.26)	0:11.87 [11] (0:11.87)						
Average Speed [km/h]	50.7	60.3	62.2	63.7	65.7	63.1	63.9	62.0						
Top Speed [km/h]	60.1	62.6	62.9	66.2	67.9	64.6	64.7	63.8						
Avg. Dist. to Rail [m]	7.4	2.2	3.5	4.7	1.2	0.9	2.1	7.7						
Avg. Stride Freq. [Hz]	2.2	2.4	2.4	2.4	2.4	2.4	2.4	2.4						
Avg. Stride Length [m]	6.4	7.0	7.2	7.3	7.5	7.3	7.3	7.0						



- [] Ranking at each section and finish
- .-.- No data available at this section
- NA No data available



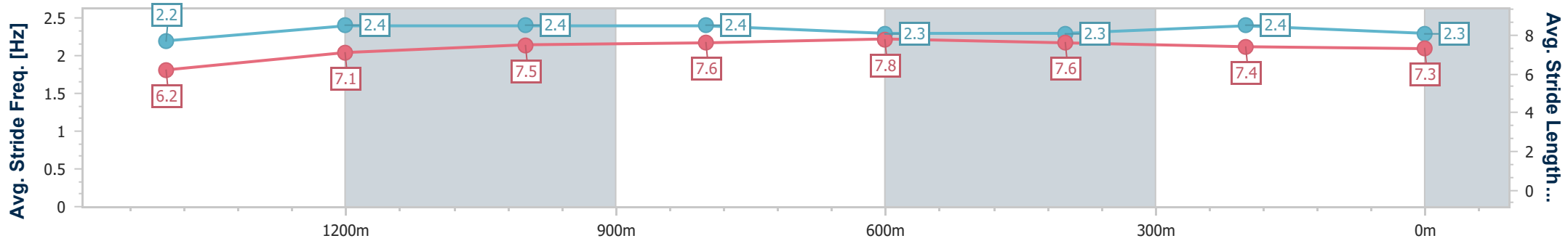
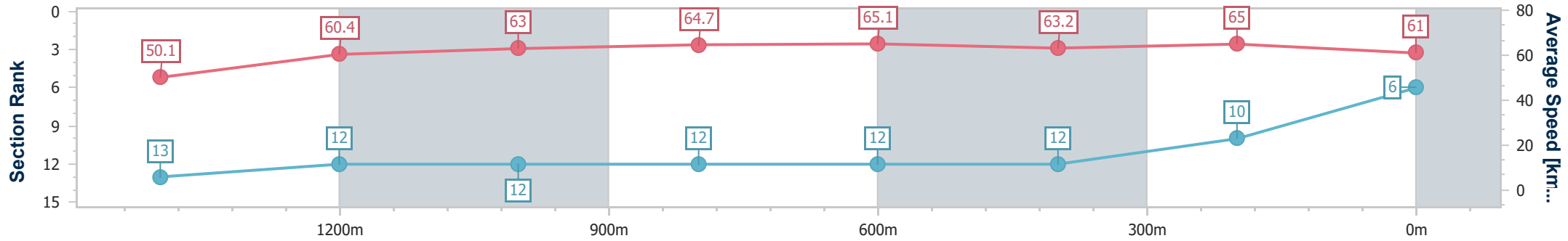
Horse/Jockey Name	Savvy Legend
Final Rank	6
Fastest Section Time (Section)	0:11.07 (400m)
Top Speed [km/h] (Section)	67.1 (1000m)
Race State	Finished



Townsville QLD Professional
 Race 6: GLOBAL HIRE TOWNSVILLE AMATEUR CUP OPEN
 Handicap - 1609m
 19 November 2023 - 16:17
 Track Rating: Good 4, Weather: Fine, Rail Position: True Entire Course



Section	Overall	1400m	1200m	1000m	800m	600m	400m	200m						
Section Times	1:35.83 [6] (0:15.32)	1:20.51 [13] (0:12.03)	1:08.48 [12] (0:11.48)	0:57.00 [12] (0:11.48)	0:45.52 [12] (0:11.13)	0:34.39 [12] (0:11.28)	0:23.11 [12] (0:11.07)	0:12.04 [10] (0:12.04)						
Average Speed [km/h]	50.1	60.4	63.0	64.7	65.1	63.2	65.0	61.0						
Top Speed [km/h]	60.7	61.7	64.4	67.1	67.0	64.8	66.0	61.9						
Avg. Dist. to Rail [m]	11.0	3.5	5.5	6.4	1.8	1.9	0.9	1.8						
Avg. Stride Freq. [Hz]	2.2	2.4	2.4	2.4	2.3	2.3	2.4	2.3						
Avg. Stride Length [m]	6.2	7.1	7.5	7.6	7.8	7.6	7.4	7.3						



- [] Ranking at each section and finish
- .-.- No data available at this section
- NA No data available



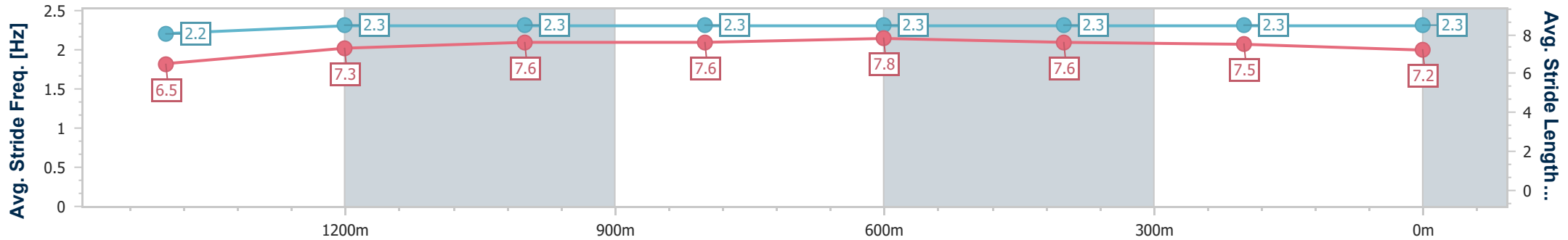
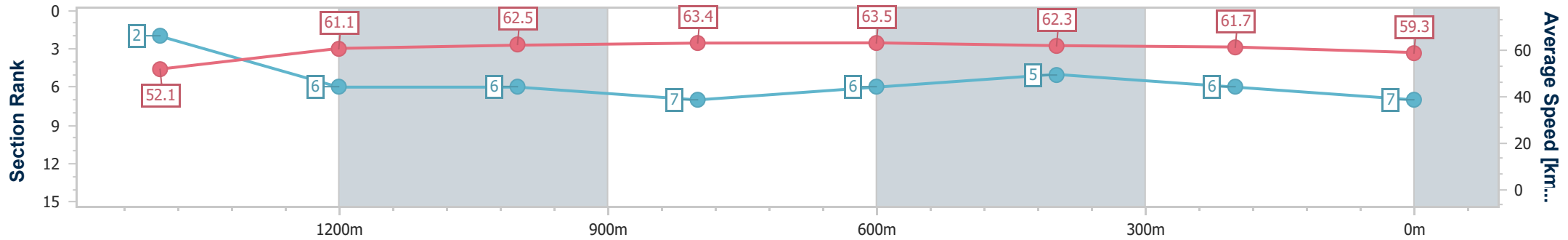
Horse/Jockey Name	Brilliant Mind
Final Rank	7
Fastest Section Time (Section)	0:11.16 (800m)
Top Speed [km/h] (Section)	64.7 (1000m)
Race State	Finished



Townsville QLD Professional
 Race 6: GLOBAL HIRE TOWNSVILLE AMATEUR CUP OPEN
 Handicap - 1609m
 19 November 2023 - 16:17
 Track Rating: Good 4, Weather: Fine, Rail Position: True Entire Course



Section	Overall	1400m	1200m	1000m	800m	600m	400m	200m						
Section Times	1:35.91 [7] (0:14.54)	1:21.37 [2] (0:11.84)	1:09.53 [6] (0:11.53)	0:58.00 [6] (0:11.59)	0:46.41 [7] (0:11.16)	0:35.25 [6] (0:11.26)	0:23.99 [5] (0:11.62)	0:12.37 [6] (0:12.37)						
Average Speed [km/h]	52.1	61.1	62.5	63.4	63.5	62.3	61.7	59.3						
Top Speed [km/h]	60.9	64.3	64.3	64.7	64.4	63.2	62.1	60.9						
Avg. Dist. to Rail [m]	4.3	1.2	3.3	3.7	2.8	5.0	1.5	2.4						
Avg. Stride Freq. [Hz]	2.2	2.3	2.3	2.3	2.3	2.3	2.3	2.3						
Avg. Stride Length [m]	6.5	7.3	7.6	7.6	7.8	7.6	7.5	7.2						



- [] Ranking at each section and finish
- .-.- No data available at this section
- NA No data available



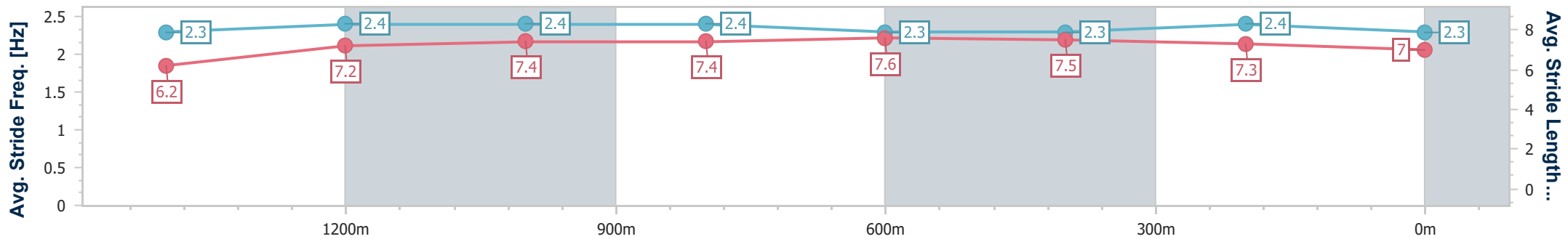
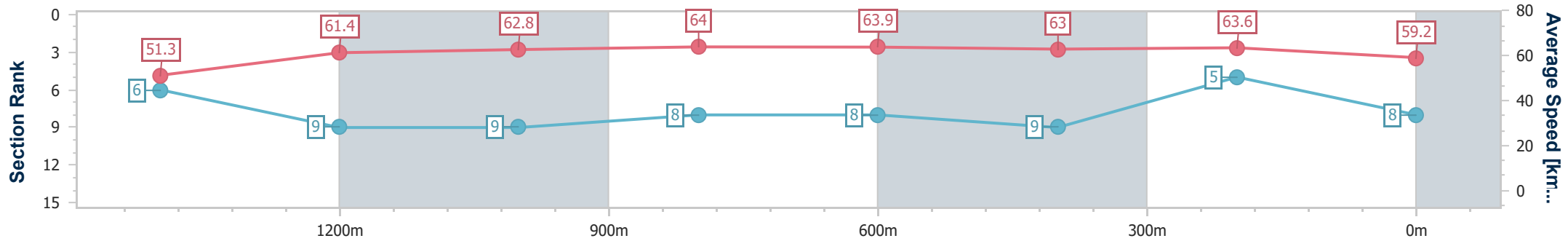
Horse/Jockey Name	Ventura Ocean
Final Rank	8
Fastest Section Time (Section)	0:11.29 (800m)
Top Speed [km/h] (Section)	65.7 (400m)
Race State	Finished



Townsville QLD Professional
 Race 6: GLOBAL HIRE TOWNSVILLE AMATEUR CUP OPEN
 Handicap - 1609m
 19 November 2023 - 16:17
 Track Rating: Good 4, Weather: Fine, Rail Position: True Entire Course



Section	Overall	1400m	1200m	1000m	800m	600m	400m	200m						
Section Times	1:35.94 [8] (0:14.77)	1:21.17 [6] (0:11.80)	1:09.37 [9] (0:11.53)	0:57.84 [9] (0:11.48)	0:46.36 [8] (0:11.29)	0:35.07 [8] (0:11.36)	0:23.71 [9] (0:11.31)	0:12.40 [5] (0:12.40)						
Average Speed [km/h]	51.3	61.4	62.8	64.0	63.9	63.0	63.6	59.2						
Top Speed [km/h]	60.8	63.3	64.4	65.0	65.2	64.0	65.7	62.3						
Avg. Dist. to Rail [m]	5.3	2.2	3.5	4.5	1.0	1.8	1.7	4.0						
Avg. Stride Freq. [Hz]	2.3	2.4	2.4	2.4	2.3	2.3	2.4	2.3						
Avg. Stride Length [m]	6.2	7.2	7.4	7.4	7.6	7.5	7.3	7.0						



- [] Ranking at each section and finish
- .-.- No data available at this section
- NA No data available



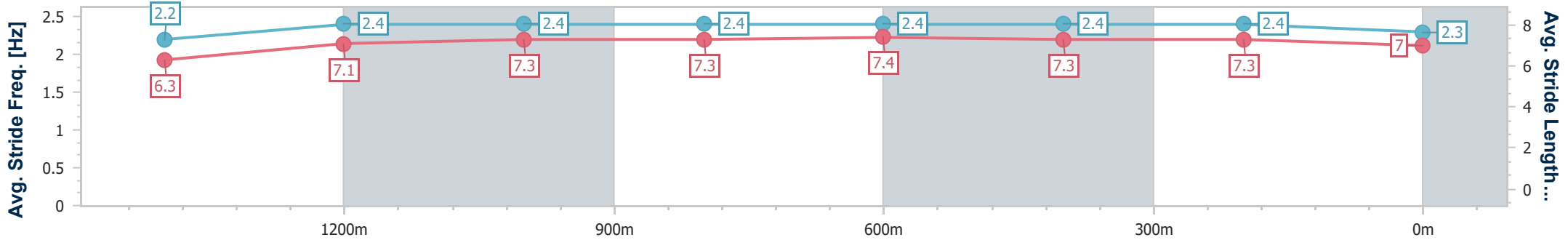
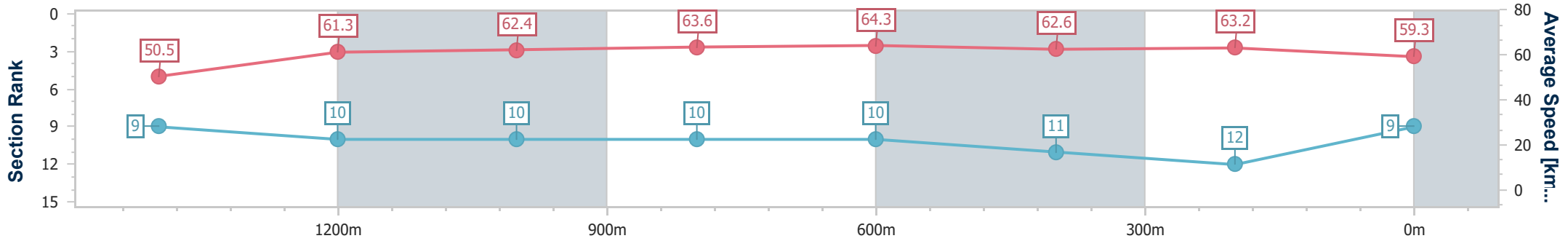
Horse/Jockey Name	The Driller
Final Rank	9
Fastest Section Time (Section)	0:11.19 (800m)
Top Speed [km/h] (Section)	65.7 (1000m)
Race State	Finished



Townsville QLD Professional
 Race 6: GLOBAL HIRE TOWNSVILLE AMATEUR CUP OPEN
 Handicap - 1609m
 19 November 2023 - 16:17
 Track Rating: Good 4, Weather: Fine, Rail Position: True Entire Course



Section	Overall	1400m	1200m	1000m	800m	600m	400m	200m						
Section Times	1:36.28 [9] (0:14.99)	1:21.29 [9] (0:11.81)	1:09.48 [10] (0:11.61)	0:57.87 [10] (0:11.59)	0:46.28 [10] (0:11.19)	0:35.09 [10] (0:11.37)	0:23.72 [11] (0:11.35)	0:12.37 [12] (0:12.37)						
Average Speed [km/h]	50.5	61.3	62.4	63.6	64.3	62.6	63.2	59.3						
Top Speed [km/h]	59.8	63.1	63.0	65.7	65.7	63.1	63.8	61.9						
Avg. Dist. to Rail [m]	4.4	1.5	4.3	4.8	1.1	2.2	1.9	1.2						
Avg. Stride Freq. [Hz]	2.2	2.4	2.4	2.4	2.4	2.4	2.4	2.3						
Avg. Stride Length [m]	6.3	7.1	7.3	7.3	7.4	7.3	7.3	7.0						



- [] Ranking at each section and finish
- .-.- No data available at this section
- NA No data available



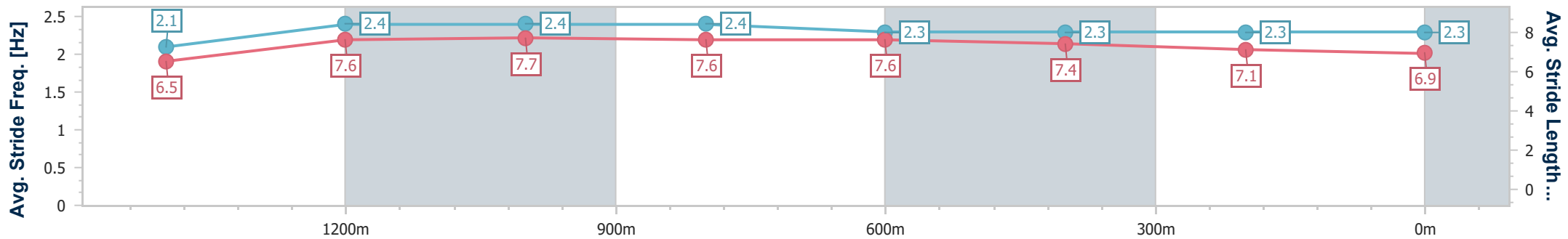
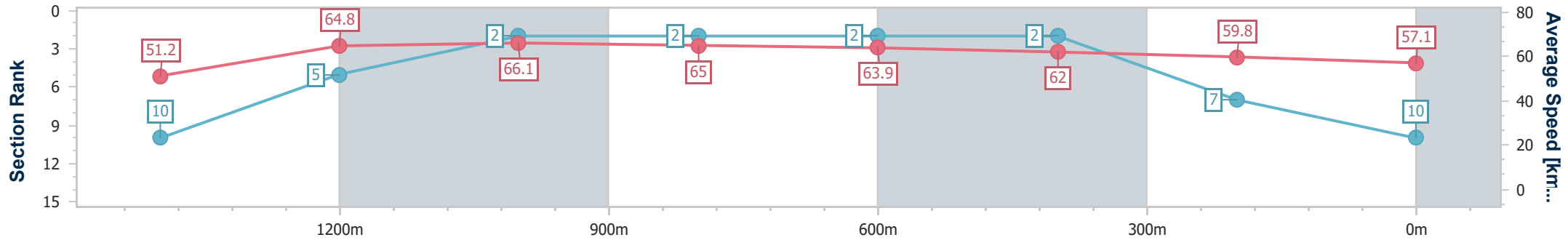
Horse/Jockey Name	Ciao Bicky
Final Rank	10
Fastest Section Time (Section)	0:10.93 (1200m)
Top Speed [km/h] (Section)	67.7 (1200m)
Race State	Finished



Townsville QLD Professional
 Race 6: GLOBAL HIRE TOWNSVILLE AMATEUR CUP OPEN
 Handicap - 1609m
 19 November 2023 - 16:17
 Track Rating: Good 4, Weather: Fine, Rail Position: True Entire Course



Section	Overall	1400m	1200m	1000m	800m	600m	400m	200m					
Section Times	1:36.37 [10] (0:15.06)	1:21.31 [10] (0:11.28)	1:10.03 [5] (0:10.93)	0:59.10 [2] (0:11.45)	0:47.65 [2] (0:11.32)	0:36.33 [2] (0:11.54)	0:24.79 [2] (0:11.98)	0:12.81 [7] (0:12.81)					
Average Speed [km/h]	51.2	64.8	66.1	65.0	63.9	62.0	59.8	57.1					
Top Speed [km/h]	62.4	66.7	67.7	65.9	64.5	63.7	61.6	58.9					
Avg. Dist. to Rail [m]	10.9	5.1	5.0	6.5	1.1	1.3	0.8	0.9					
Avg. Stride Freq. [Hz]	2.1	2.4	2.4	2.4	2.3	2.3	2.3	2.3					
Avg. Stride Length [m]	6.5	7.6	7.7	7.6	7.6	7.4	7.1	6.9					



- [] Ranking at each section and finish
- .-.- No data available at this section
- NA No data available



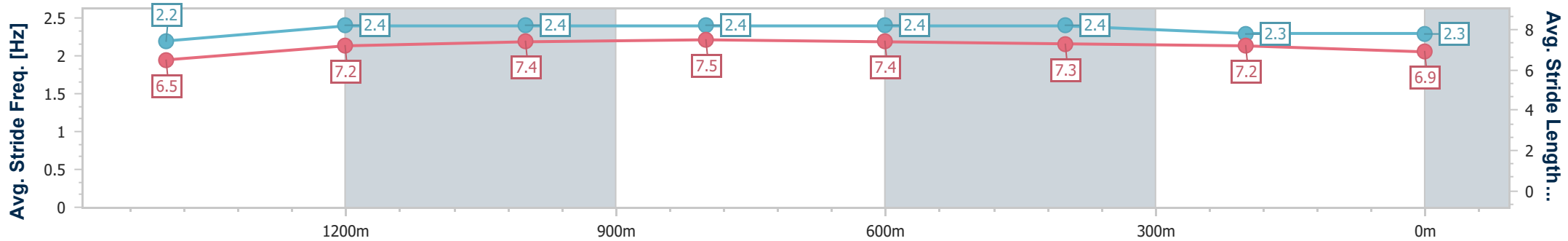
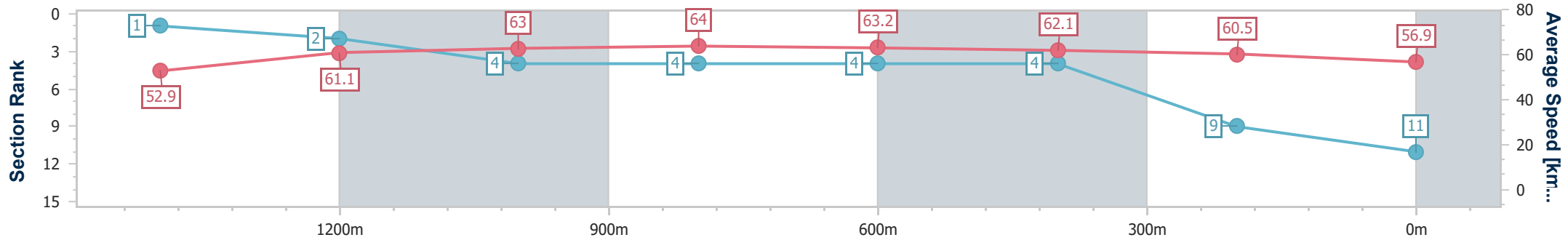
Horse/Jockey Name	Wise Dragon
Final Rank	11
Fastest Section Time (Section)	0:11.34 (800m)
Top Speed [km/h] (Section)	65.9 (1000m)
Race State	Finished



Townsville QLD Professional
 Race 6: GLOBAL HIRE TOWNSVILLE AMATEUR CUP OPEN
 Handicap - 1609m
 19 November 2023 - 16:17
 Track Rating: Good 4, Weather: Fine, Rail Position: True Entire Course



Section	Overall	1400m	1200m	1000m	800m	600m	400m	200m						
Section Times	1:36.62 [11] (0:14.35)	1:22.27 [1] (0:11.76)	1:10.51 [2] (0:11.47)	0:59.04 [4] (0:11.49)	0:47.55 [4] (0:11.34)	0:36.21 [4] (0:11.46)	0:24.75 [4] (0:11.84)	0:12.91 [9] (0:12.91)						
Average Speed [km/h]	52.9	61.1	63.0	64.0	63.2	62.1	60.5	56.9						
Top Speed [km/h]	60.8	63.4	63.7	65.9	64.7	63.2	62.0	59.2						
Avg. Dist. to Rail [m]	4.1	1.3	3.2	3.9	1.0	2.5	1.6	0.7						
Avg. Stride Freq. [Hz]	2.2	2.4	2.4	2.4	2.4	2.4	2.3	2.3						
Avg. Stride Length [m]	6.5	7.2	7.4	7.5	7.4	7.3	7.2	6.9						



- [] Ranking at each section and finish
- .-.- No data available at this section
- NA No data available



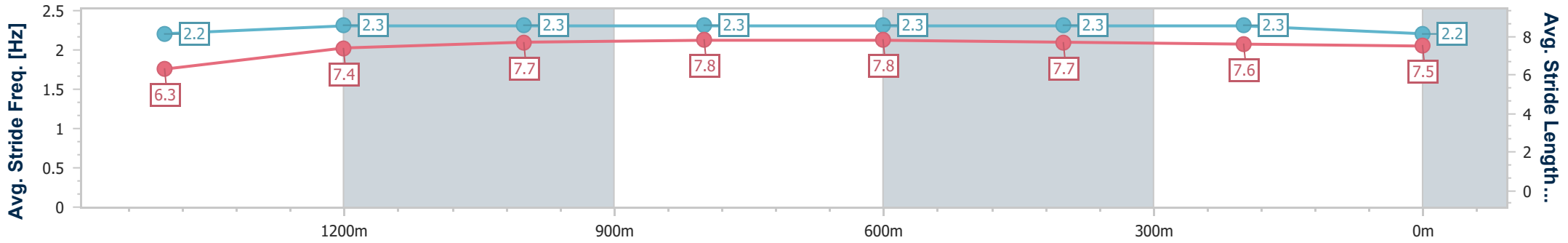
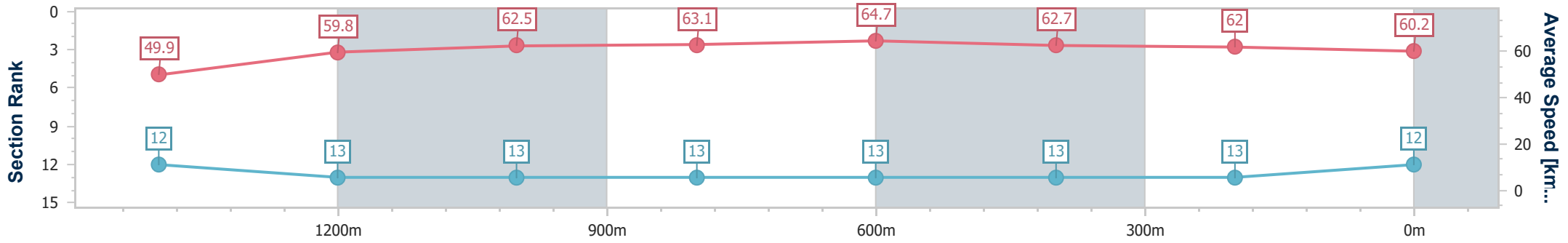
Horse/Jockey Name	Olympic Korchnoi
Final Rank	12
Fastest Section Time (Section)	0:11.10 (800m)
Top Speed [km/h] (Section)	65.3 (800m)
Race State	Finished



Townsville QLD Professional
 Race 6: GLOBAL HIRE TOWNSVILLE AMATEUR CUP OPEN
 Handicap - 1609m
 19 November 2023 - 16:17
 Track Rating: Good 4, Weather: Fine, Rail Position: True Entire Course



Section	Overall	1400m	1200m	1000m	800m	600m	400m	200m						
Section Times	1:36.83 [12] (0:15.24)	1:21.59 [12] (0:12.14)	1:09.45 [13] (0:11.57)	0:57.88 [13] (0:11.67)	0:46.21 [13] (0:11.10)	0:35.11 [13] (0:11.37)	0:23.74 [13] (0:11.52)	0:12.22 [13] (0:12.22)						
Average Speed [km/h]	49.9	59.8	62.5	63.1	64.7	62.7	62.0	60.2						
Top Speed [km/h]	60.5	61.3	63.4	65.0	65.3	64.6	62.6	61.8						
Avg. Dist. to Rail [m]	6.3	2.4	3.9	4.6	1.2	2.4	1.4	2.7						
Avg. Stride Freq. [Hz]	2.2	2.3	2.3	2.3	2.3	2.3	2.3	2.2						
Avg. Stride Length [m]	6.3	7.4	7.7	7.8	7.8	7.7	7.6	7.5						



- [] Ranking at each section and finish
- .-.- No data available at this section
- NA No data available



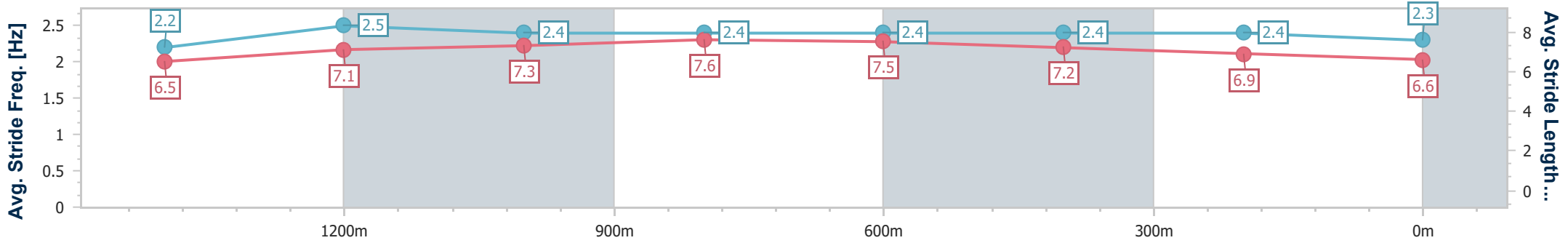
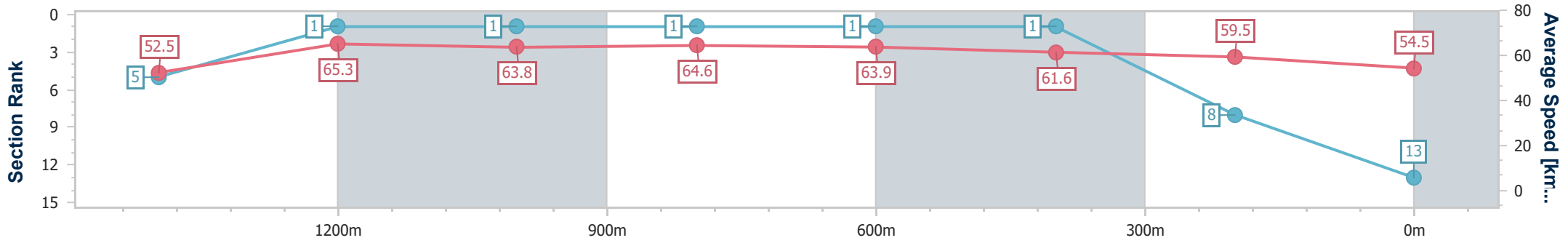
Horse/Jockey Name	Prince Akeem
Final Rank	13
Fastest Section Time (Section)	0:11.22 (1400m)
Top Speed [km/h] (Section)	66.4 (1400m)
Race State	Finished



Townsville QLD Professional
 Race 6: GLOBAL HIRE TOWNSVILLE AMATEUR CUP OPEN
 Handicap - 1609m
 19 November 2023 - 16:17
 Track Rating: Good 4, Weather: Fine, Rail Position: True Entire Course



Section	Overall	1400m	1200m	1000m	800m	600m	400m	200m						
Section Times	1:37.07 [13] (0:14.69)	1:22.38 [5] (0:11.22)	1:11.16 [1] (0:11.35)	0:59.81 [1] (0:11.39)	0:48.42 [1] (0:11.31)	0:37.11 [1] (0:11.61)	0:25.50 [1] (0:12.05)	0:13.45 [8] (0:13.45)						
Average Speed [km/h]	52.5	65.3	63.8	64.6	63.9	61.6	59.5	54.5						
Top Speed [km/h]	63.8	66.4	64.7	65.2	65.0	64.4	60.6	57.2						
Avg. Dist. to Rail [m]	11.6	5.2	3.8	4.9	1.0	1.6	1.2	1.5						
Avg. Stride Freq. [Hz]	2.2	2.5	2.4	2.4	2.4	2.4	2.4	2.3						
Avg. Stride Length [m]	6.5	7.1	7.3	7.6	7.5	7.2	6.9	6.6						



- [] Ranking at each section and finish
- .-.- No data available at this section
- NA No data available