



Townsville QLD Professional

Race 5: LADBROKE IT! QTIS Three-Year-Old Handicap - 1200m

19 November 2023 - 15:43



Track Rating: Good 4, Weather: Fine, Rail Position: True Entire Course

Section		Overall										Last 600m	
Field Times		1:10.03										0:35.51	
		(0:13.50)										(0:12.37)	
		1000m										200m	
		0:56.53										0:12.37	
		(0:10.56)										(0:12.37)	
		800m											
		0:45.97											
		(0:10.46)											
		600m											
		0:35.51											
		(0:11.07)											
		400m											
		0:24.44											
		(0:12.07)											
		200m											
		0:12.37											
		(0:12.37)											
Rank	TAB	Horse/Jockey	Barrier	Top Speed [km/h]	Fastest Section	Overall	1000m	800m	600m	400m	200m	Margin	Distance Travelled [m]
1	5	AVERAGE JANE Jackson Murphy	14	69.0 800m	0:10.72 800m	1:10.03 [1] (0:14.01)	0:56.02 [5] (0:11.03)	0:44.99 [5] (0:10.72)	0:34.27 [6] (0:11.02)	0:23.25 [6] (0:11.27)	0:11.98 [4] (0:11.98)	1:10.03	0:34.27
2	2	MISHANI MAVERICK Carl Spry	7	70.2 Overall	0:10.70 800m	1:10.22 [2] (0:13.83)	0:56.39 [4] (0:10.80)	0:45.59 [2] (0:10.70)	0:34.89 [2] (0:10.95)	0:23.94 [2] (0:11.38)	0:12.56 [1] (0:12.56)	1L	0:34.89 -2
3	9	ANSWERING Raul Silvera Olivera	8	68.5 1000m	0:10.67 800m	1:10.24 [3] (0:13.81)	0:56.43 [2] (0:11.00)	0:45.43 [4] (0:10.67)	0:34.76 [3] (0:10.98)	0:23.78 [3] (0:11.35)	0:12.43 [3] (0:12.43)	1.1L	0:34.76 +2
4	1	BEAU RAIN Isabella Teh	2	68.5 800m	0:10.83 800m	1:10.43 [4] (0:13.83)	0:56.60 [3] (0:10.89)	0:45.71 [3] (0:10.83)	0:34.88 [4] (0:11.04)	0:23.84 [4] (0:11.50)	0:12.34 [6] (0:12.34)	2.1L	0:34.88 -3
5	12	RELIABLE WITNESS Adam Sewell	1	68.6 800m	0:10.81 800m	1:10.50 [5] (0:14.17)	0:56.33 [9] (0:11.04)	0:45.29 [8] (0:10.81)	0:34.48 [8] (0:10.99)	0:23.49 [8] (0:11.31)	0:12.18 [8] (0:12.18)	2.4L	0:34.48 -3
6	8	SPONTANEOUS CHOICE Tessa Townsend	4	69.6 800m	0:10.55 800m	1:10.53 [6] (0:14.17)	0:56.36 [8] (0:11.03)	0:45.33 [7] (0:10.55)	0:34.78 [5] (0:10.92)	0:23.86 [5] (0:11.40)	0:12.46 [5] (0:12.46)	2.6L	0:34.78 +4
7	4	BETTA AL Lacey Morrison	6	67.8 1000m	0:10.78 800m	1:10.69 [7] (0:14.11)	0:56.58 [6] (0:11.07)	0:45.51 [6] (0:10.78)	0:34.73 [7] (0:10.97)	0:23.76 [7] (0:11.39)	0:12.37 [9] (0:12.37)	3.4L	0:34.73 -1
8	6	BRINGYATICKET Adrian Layt	10	68.4 800m	0:10.72 800m	1:10.79 [8] (0:14.16)	0:56.63 [7] (0:11.26)	0:45.37 [9] (0:10.72)	0:34.65 [9] (0:10.89)	0:23.76 [9] (0:11.29)	0:12.47 [7] (0:12.47)	3.9L	0:34.65 +5
9	10	TURN BIRD Jason Taylor	9	68.6 800m	0:10.76 800m	1:10.80 [9] (0:14.52)	0:56.28 [11] (0:10.91)	0:45.37 [10] (0:10.76)	0:34.61 [10] (0:11.05)	0:23.56 [10] (0:11.29)	0:12.27 [10] (0:12.27)	4L	0:34.61 -1
10	14	THIS GIRL'S READY Georgina McDonnell	13	68.2 800m	0:10.70 800m	1:10.99 [10] (0:14.56)	0:56.43 [13] (0:11.38)	0:45.05 [13] (0:10.70)	0:34.35 [12] (0:10.97)	0:23.38 [11] (0:11.13)	0:12.25 [11] (0:12.25)	5L	0:34.35 -2

Scratched: Harch Road (#7), Better Not Fuss (#11)

[] Ranking at each section and finish
 -:-:- No data available at this section
 NA No data available

SCN Saddle cloth number
 DNF Did not finish
 DNT Did not track



Townsville QLD Professional

Race 5: LADBROKE IT! QTIS Three-Year-Old Handicap - 1200m

19 November 2023 - 15:43



Track Rating: Good 4, Weather: Fine, Rail Position: True Entire Course

Section		Overall	1000m	800m	600m	400m	200m	Last 600m					
Field Times		1:10.03 (0:13.50)	0:56.53 (0:10.56)	0:45.97 (0:10.46)	0:35.51 (0:11.07)	0:24.44 (0:12.07)	0:12.37 (0:12.37)	0:35.51					
Rank	TAB Horse/Jockey	Barrier	Top Speed [km/h]	Fastest Section	Margin							Distance Travelled [m]	
11	13 HEY BULL Nathan Thomas	11	68.1 1000m	0:10.91 800m	1:11.55 [11] (0:14.54)	0:57.01 [12] (0:11.08)	0:45.93 [11] (0:10.91)	0:35.02 [11] (0:11.17)	0:23.85 [12] (0:11.37)	0:12.48 [12] (0:12.48)	8.3L	0:35.02	+2
12	3 NAZORIAN Jenna Edwards	12	70.2 1000m	0:10.46 800m	1:11.56 [12] (0:13.50)	0:58.06 [1] (0:10.56)	0:47.50 [1] (0:10.46)	0:37.04 [1] (0:11.07)	0:25.97 [1] (0:12.09)	0:13.88 [2] (0:13.88)	8.4L	0:37.04	-4
13	15 MISHANI PROMISE Tahlia Fenlon	15	67.8 800m	0:10.86 800m	1:12.52 [13] (0:14.44)	0:58.08 [10] (0:11.42)	0:46.66 [12] (0:10.86)	0:35.80 [13] (0:11.15)	0:24.65 [13] (0:11.66)	0:12.99 [13] (0:12.99)	13.9L	0:35.80	+2

Scratched: Harch Road (#7), Better Not Fuss (#11)



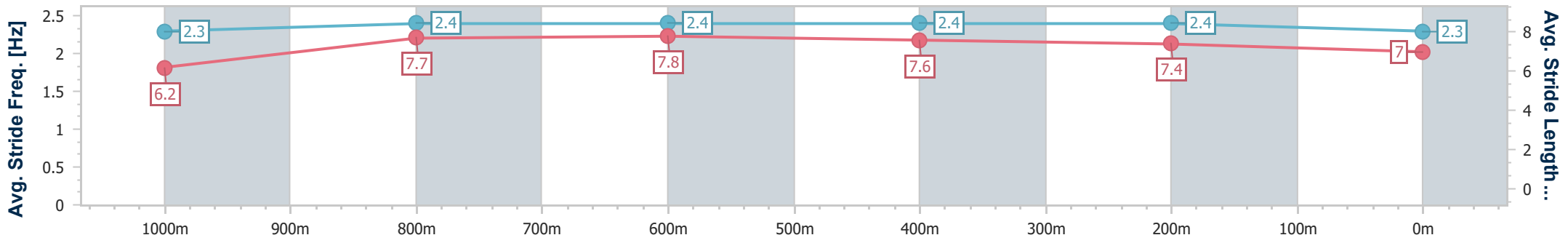
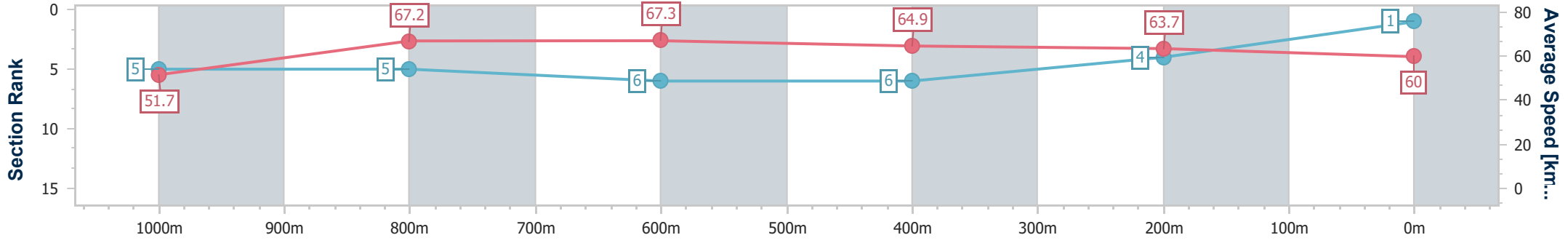
Horse/Jockey Name	Average Jane
Final Rank	1
Fastest Section Time (Section)	0:10.72 (800m)
Top Speed [km/h] (Section)	69.0 (800m)
Race State	Finished



Townsville QLD Professional
 Race 5: LADBROKE IT! QTIS Three-Year-Old Handicap - 1200m
 19 November 2023 - 15:43
 Track Rating: Good 4, Weather: Fine, Rail Position: True Entire Course



Section	Overall	1000m	800m	600m	400m	200m
Section Times	1:10.03 [1] (0:14.01)	0:56.02 [5] (0:11.03)	0:44.99 [5] (0:10.72)	0:34.27 [6] (0:11.02)	0:23.25 [6] (0:11.27)	0:11.98 [4] (0:11.98)
Average Speed [km/h]	51.7	67.2	67.3	64.9	63.7	60.0
Top Speed [km/h]	65.0	68.6	69.0	67.1	64.7	66.4
Avg. Dist. to Rail [m]	12.3	5.7	1.1	1.7	2.1	5.2
Avg. Stride Freq. [Hz]	2.3	2.4	2.4	2.4	2.4	2.3
Avg. Stride Length [m]	6.2	7.7	7.8	7.6	7.4	7.0



- [] Ranking at each section and finish
- .-.- No data available at this section
- NA No data available



Horse/Jockey Name	Mishani Maverick
Final Rank	2
Fastest Section Time (Section)	0:10.70 (800m)
Top Speed [km/h] (Section)	70.2 (Overall)
Race State	Finished



Townsville QLD Professional

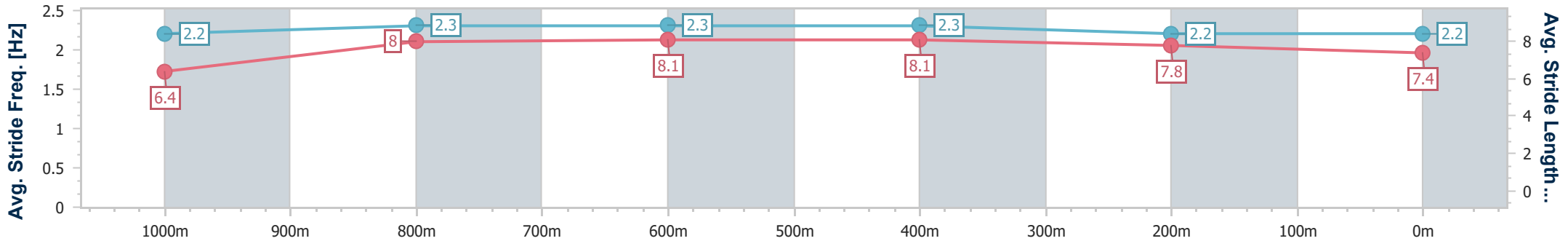
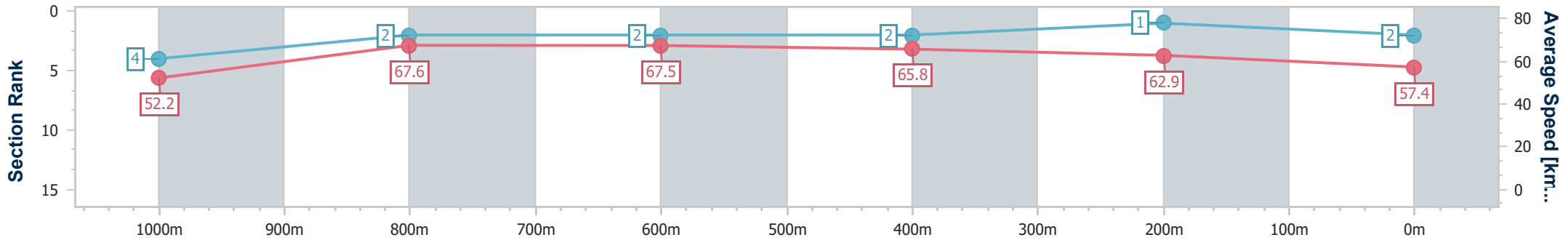
Race 5: LADBROKE IT! QTIS Three-Year-Old Handicap - 1200m

19 November 2023 - 15:43

Track Rating: Good 4, Weather: Fine, Rail Position: True Entire Course



Section	Overall	1000m	800m	600m	400m	200m
Section Times	1:10.22 [2] (0:13.83)	0:56.39 [4] (0:10.80)	0:45.59 [2] (0:10.70)	0:34.89 [2] (0:10.95)	0:23.94 [2] (0:11.38)	0:12.56 [1] (0:12.56)
Average Speed [km/h]	52.2	67.6	67.5	65.8	62.9	57.4
Top Speed [km/h]	70.2	68.3	69.4	66.5	64.8	61.9
Avg. Dist. to Rail [m]	6.4	3.1	0.9	0.7	0.8	0.8
Avg. Stride Freq. [Hz]	2.2	2.3	2.3	2.3	2.2	2.2
Avg. Stride Length [m]	6.4	8.0	8.1	8.1	7.8	7.4



- [] Ranking at each section and finish
- .-.- No data available at this section
- NA No data available



Horse/Jockey Name	Answering
Final Rank	3
Fastest Section Time (Section)	0:10.67 (800m)
Top Speed [km/h] (Section)	68.5 (1000m)
Race State	Finished



Townsville QLD Professional

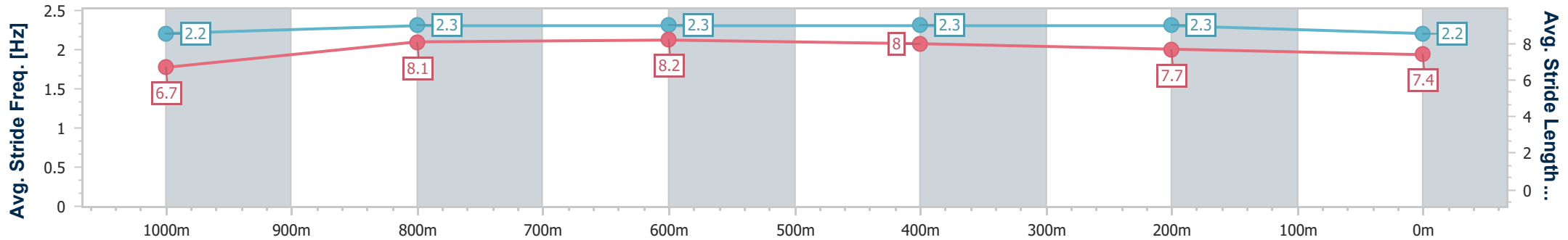
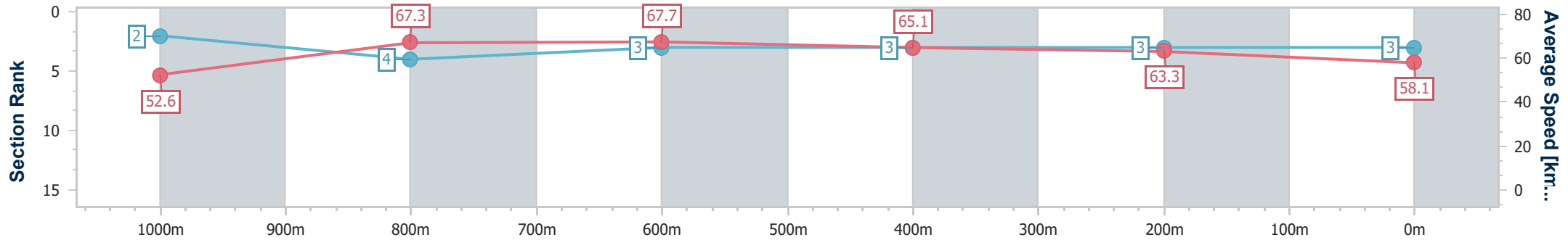
Race 5: LADBROKE IT! QTIS Three-Year-Old Handicap - 1200m

19 November 2023 - 15:43

Track Rating: Good 4, Weather: Fine, Rail Position: True Entire Course



Section	Overall	1000m	800m	600m	400m	200m
Section Times	1:10.24 [3] (0:13.81)	0:56.43 [2] (0:11.00)	0:45.43 [4] (0:10.67)	0:34.76 [3] (0:10.98)	0:23.78 [3] (0:11.35)	0:12.43 [3] (0:12.43)
Average Speed [km/h]	52.6	67.3	67.7	65.1	63.3	58.1
Top Speed [km/h]	66.7	68.5	68.3	66.2	64.2	62.1
Avg. Dist. to Rail [m]	9.6	6.3	1.4	1.5	1.1	3.8
Avg. Stride Freq. [Hz]	2.2	2.3	2.3	2.3	2.3	2.2
Avg. Stride Length [m]	6.7	8.1	8.2	8.0	7.7	7.4



- [] Ranking at each section and finish
- .-.- No data available at this section
- NA No data available



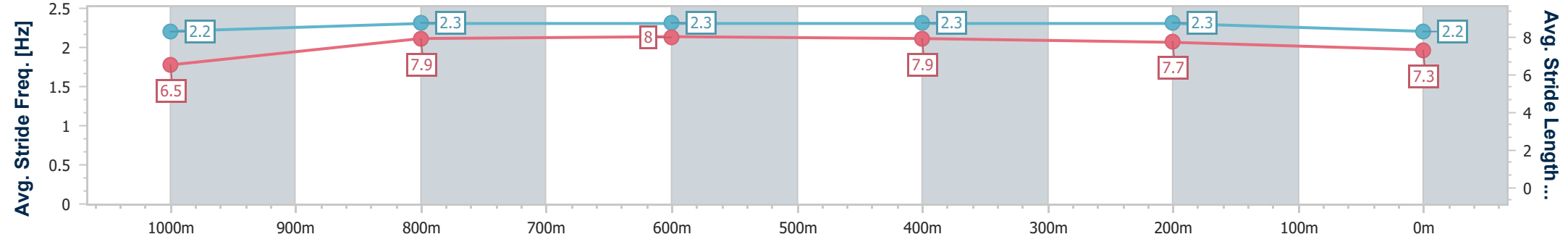
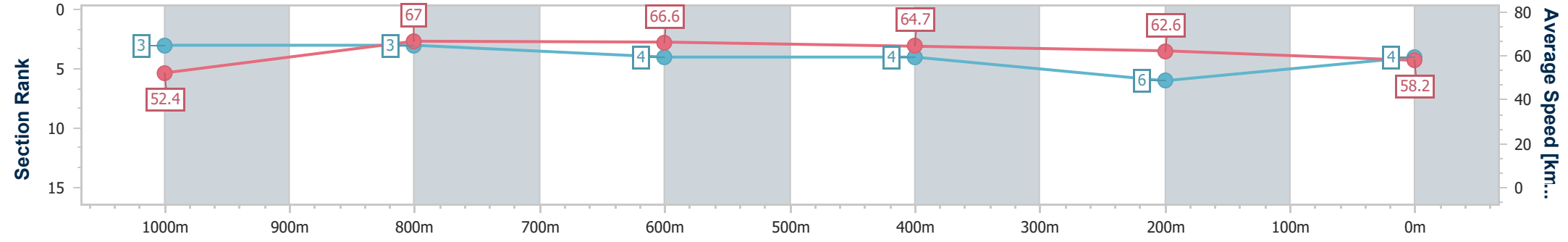
Horse/Jockey Name	Beau Rain
Final Rank	4
Fastest Section Time (Section)	0:10.83 (800m)
Top Speed [km/h] (Section)	68.5 (800m)
Race State	Finished



Townsville QLD Professional
 Race 5: LADBROKE IT! QTIS Three-Year-Old Handicap - 1200m
 19 November 2023 - 15:43
 Track Rating: Good 4, Weather: Fine, Rail Position: True Entire Course



Section	Overall	1000m	800m	600m	400m	200m
Section Times	1:10.43 [4] (0:13.83)	0:56.60 [3] (0:10.89)	0:45.71 [3] (0:10.83)	0:34.88 [4] (0:11.04)	0:23.84 [4] (0:11.50)	0:12.34 [6] (0:12.34)
Average Speed [km/h]	52.4	67.0	66.6	64.7	62.6	58.2
Top Speed [km/h]	66.8	68.1	68.5	65.2	64.4	60.1
Avg. Dist. to Rail [m]	5.0	3.6	0.9	1.6	1.2	3.9
Avg. Stride Freq. [Hz]	2.2	2.3	2.3	2.3	2.3	2.2
Avg. Stride Length [m]	6.5	7.9	8.0	7.9	7.7	7.3



- [] Ranking at each section and finish
- .-.- No data available at this section
- NA No data available



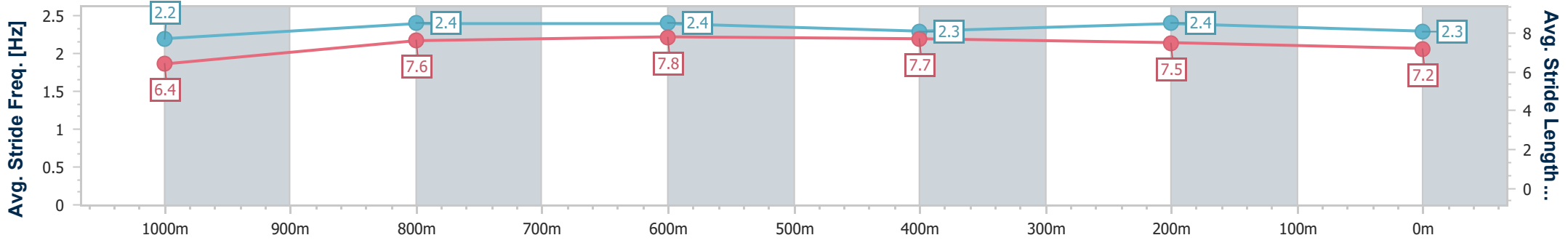
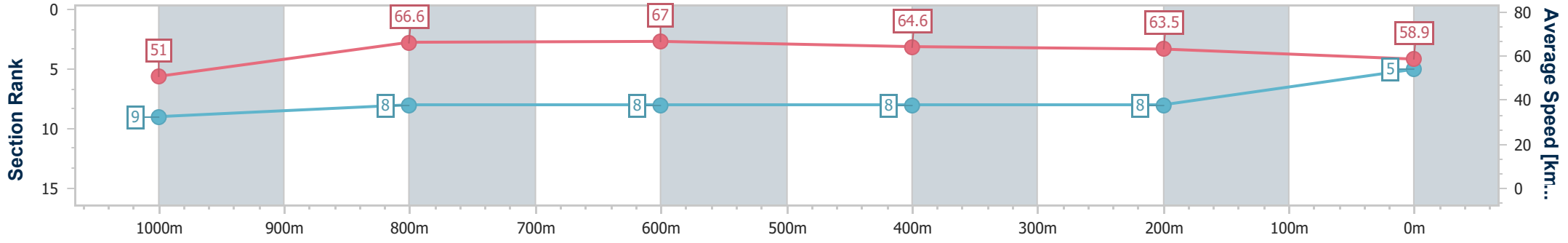
Horse/Jockey Name	Reliable Witness
Final Rank	5
Fastest Section Time (Section)	0:10.81 (800m)
Top Speed [km/h] (Section)	68.6 (800m)
Race State	Finished



Townsville QLD Professional
 Race 5: LADBROKE IT! QTIS Three-Year-Old Handicap - 1200m
 19 November 2023 - 15:43
 Track Rating: Good 4, Weather: Fine, Rail Position: True Entire Course



Section	Overall	1000m	800m	600m	400m	200m
Section Times	1:10.50 [5] (0:14.17)	0:56.33 [9] (0:11.04)	0:45.29 [8] (0:10.81)	0:34.48 [8] (0:10.99)	0:23.49 [8] (0:11.31)	0:12.18 [8] (0:12.18)
Average Speed [km/h]	51.0	66.6	67.0	64.6	63.5	58.9
Top Speed [km/h]	63.8	68.4	68.6	65.4	64.2	63.8
Avg. Dist. to Rail [m]	4.3	4.3	1.2	2.4	2.5	0.9
Avg. Stride Freq. [Hz]	2.2	2.4	2.4	2.3	2.4	2.3
Avg. Stride Length [m]	6.4	7.6	7.8	7.7	7.5	7.2



- [] Ranking at each section and finish
- .-.- No data available at this section
- NA No data available



Horse/Jockey Name	Spontaneous Choice
Final Rank	6
Fastest Section Time (Section)	0:10.55 (800m)
Top Speed [km/h] (Section)	69.6 (800m)
Race State	Finished



Townsville QLD Professional

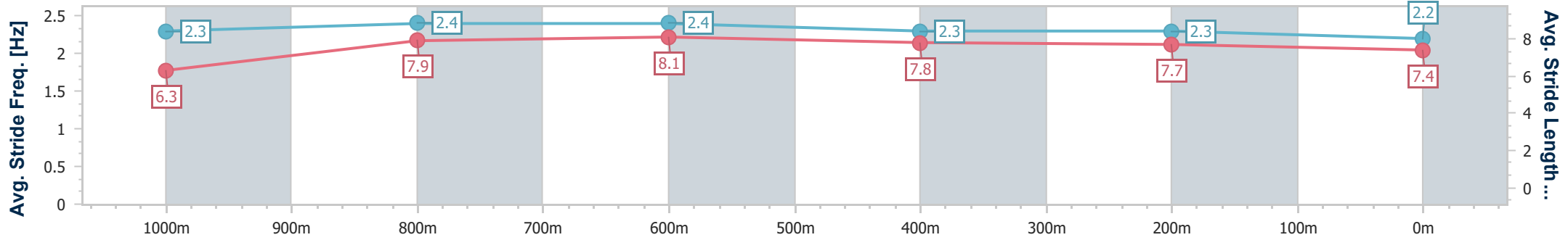
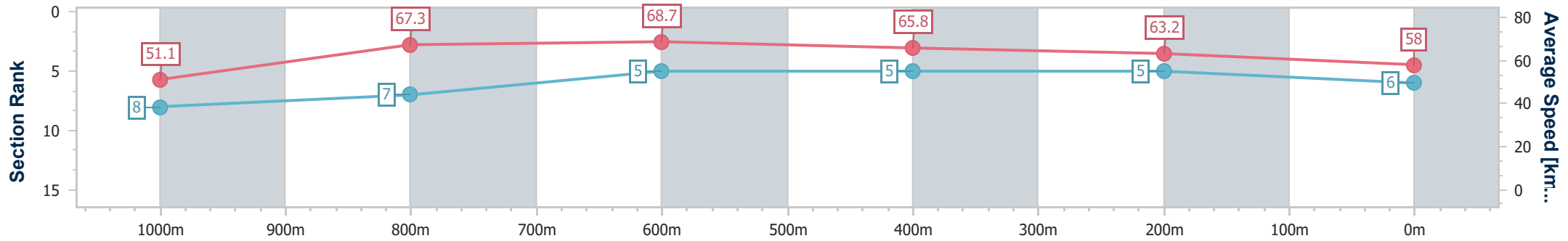
Race 5: LADBROKE IT! QTIS Three-Year-Old Handicap - 1200m

19 November 2023 - 15:43

Track Rating: Good 4, Weather: Fine, Rail Position: True Entire Course



Section	Overall	1000m	800m	600m	400m	200m
Section Times	1:10.53 [6] (0:14.17)	0:56.36 [8] (0:11.03)	0:45.33 [7] (0:10.55)	0:34.78 [5] (0:10.92)	0:23.86 [5] (0:11.40)	0:12.46 [5] (0:12.46)
Average Speed [km/h]	51.1	67.3	68.7	65.8	63.2	58.0
Top Speed [km/h]	67.0	69.4	69.6	68.1	64.0	61.6
Avg. Dist. to Rail [m]	7.2	6.0	1.7	0.3	2.3	5.8
Avg. Stride Freq. [Hz]	2.3	2.4	2.4	2.3	2.3	2.2
Avg. Stride Length [m]	6.3	7.9	8.1	7.8	7.7	7.4



- [] Ranking at each section and finish
- .-.- No data available at this section
- NA No data available



Horse/Jockey Name	Betta AI
Final Rank	7
Fastest Section Time (Section)	0:10.78 (800m)
Top Speed [km/h] (Section)	67.8 (1000m)
Race State	Finished



Townsville QLD Professional

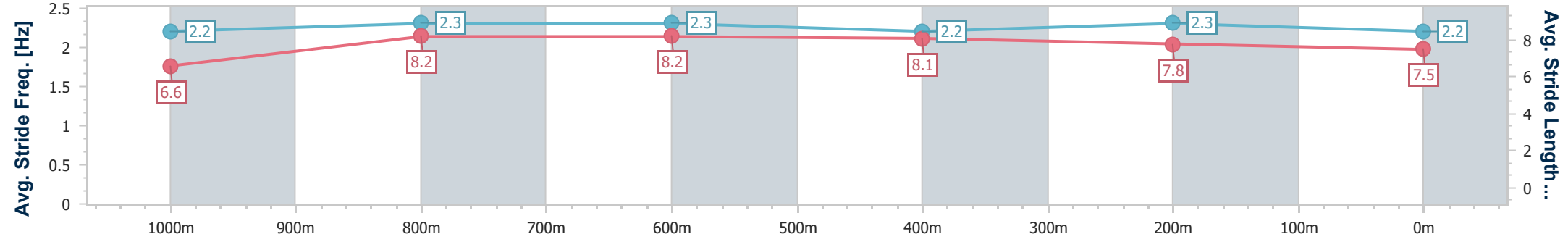
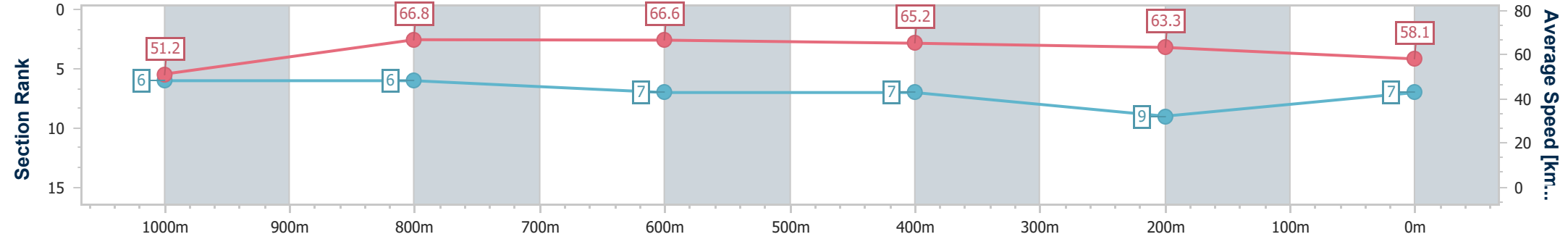
Race 5: LADBROKE IT! QTIS Three-Year-Old Handicap - 1200m

19 November 2023 - 15:43

Track Rating: Good 4, Weather: Fine, Rail Position: True Entire Course



Section	Overall	1000m	800m	600m	400m	200m
Section Times	1:10.69 [7] (0:14.11)	0:56.58 [6] (0:11.07)	0:45.51 [6] (0:10.78)	0:34.73 [7] (0:10.97)	0:23.76 [7] (0:11.39)	0:12.37 [9] (0:12.37)
Average Speed [km/h]	51.2	66.8	66.6	65.2	63.3	58.1
Top Speed [km/h]	65.2	67.8	67.8	66.1	63.9	62.2
Avg. Dist. to Rail [m]	7.7	4.9	1.2	1.6	0.6	2.3
Avg. Stride Freq. [Hz]	2.2	2.3	2.3	2.2	2.3	2.2
Avg. Stride Length [m]	6.6	8.2	8.2	8.1	7.8	7.5



- [] Ranking at each section and finish
- .-.- No data available at this section
- NA No data available



Horse/Jockey Name	Bringyaticket
Final Rank	8
Fastest Section Time (Section)	0:10.72 (800m)
Top Speed [km/h] (Section)	68.4 (800m)
Race State	Finished



Townsville QLD Professional

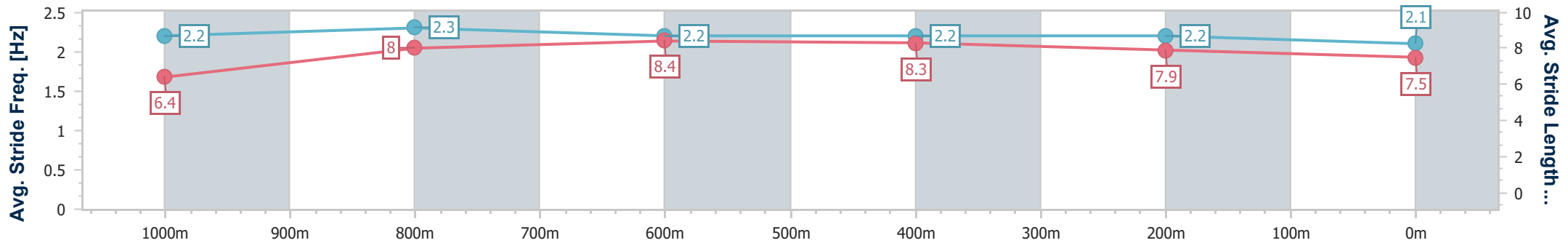
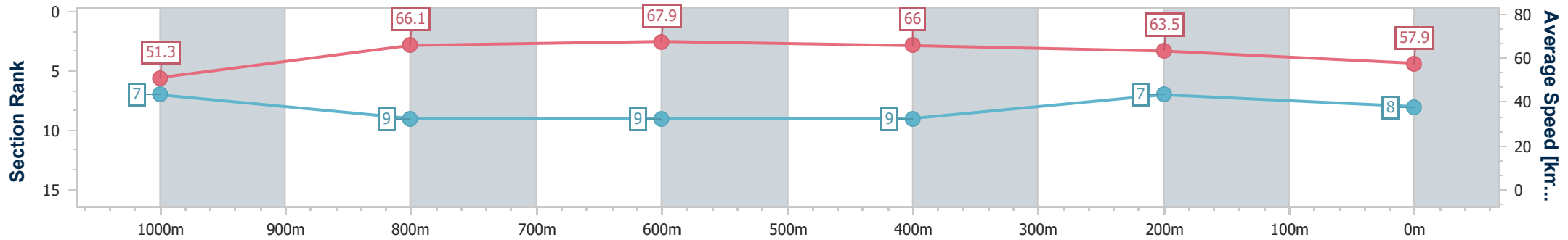
Race 5: LADBROKE IT! QTIS Three-Year-Old Handicap - 1200m

19 November 2023 - 15:43

Track Rating: Good 4, Weather: Fine, Rail Position: True Entire Course



Section	Overall	1000m	800m	600m	400m	200m
Section Times	1:10.79 [8] (0:14.16)	0:56.63 [7] (0:11.26)	0:45.37 [9] (0:10.72)	0:34.65 [9] (0:10.89)	0:23.76 [9] (0:11.29)	0:12.47 [7] (0:12.47)
Average Speed [km/h]	51.3	66.1	67.9	66.0	63.5	57.9
Top Speed [km/h]	66.9	67.5	68.4	67.1	65.9	61.7
Avg. Dist. to Rail [m]	10.1	7.1	1.8	0.8	1.3	4.2
Avg. Stride Freq. [Hz]	2.2	2.3	2.2	2.2	2.2	2.1
Avg. Stride Length [m]	6.4	8.0	8.4	8.3	7.9	7.5



- [] Ranking at each section and finish
- .-.- No data available at this section
- NA No data available



Horse/Jockey Name	Turn Bird
Final Rank	9
Fastest Section Time (Section)	0:10.76 (800m)
Top Speed [km/h] (Section)	68.6 (800m)
Race State	Finished



Townsville QLD Professional

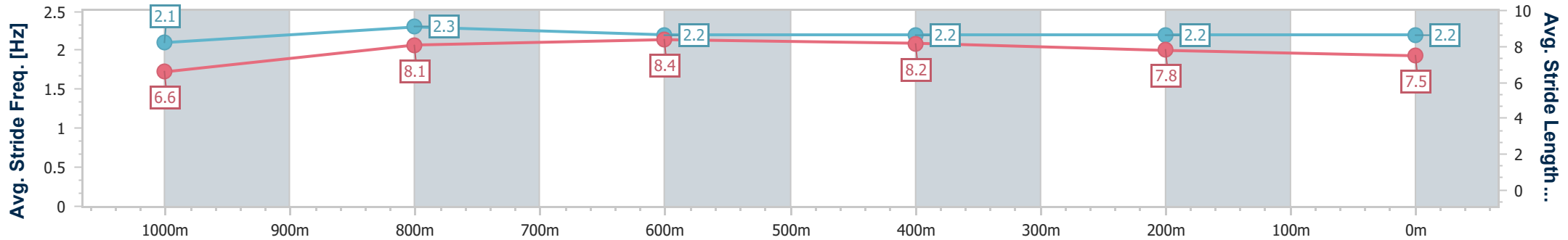
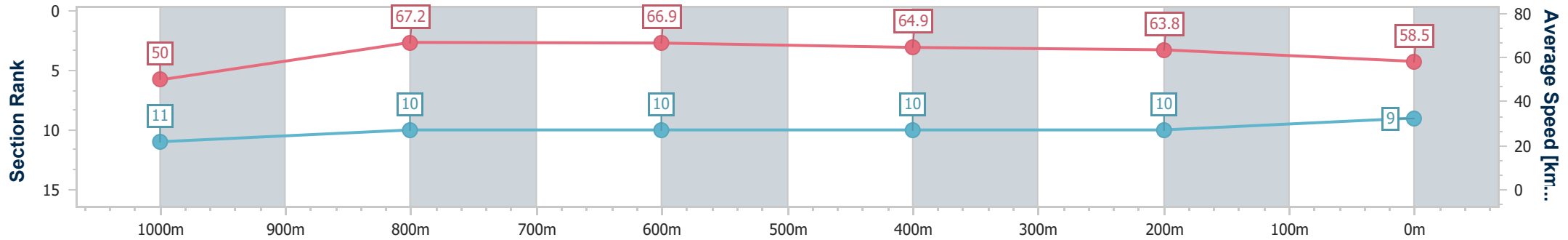
Race 5: LADBROKE IT! QTIS Three-Year-Old Handicap - 1200m

19 November 2023 - 15:43

Track Rating: Good 4, Weather: Fine, Rail Position: True Entire Course



Section	Overall	1000m	800m	600m	400m	200m
Section Times	1:10.80 [9] (0:14.52)	0:56.28 [11] (0:10.91)	0:45.37 [10] (0:10.76)	0:34.61 [10] (0:11.05)	0:23.56 [10] (0:11.29)	0:12.27 [10] (0:12.27)
Average Speed [km/h]	50.0	67.2	66.9	64.9	63.8	58.5
Top Speed [km/h]	64.6	68.6	68.6	65.5	66.0	62.4
Avg. Dist. to Rail [m]	6.5	4.0	1.0	1.0	2.3	7.0
Avg. Stride Freq. [Hz]	2.1	2.3	2.2	2.2	2.2	2.2
Avg. Stride Length [m]	6.6	8.1	8.4	8.2	7.8	7.5



- [] Ranking at each section and finish
- .-.- No data available at this section
- NA No data available



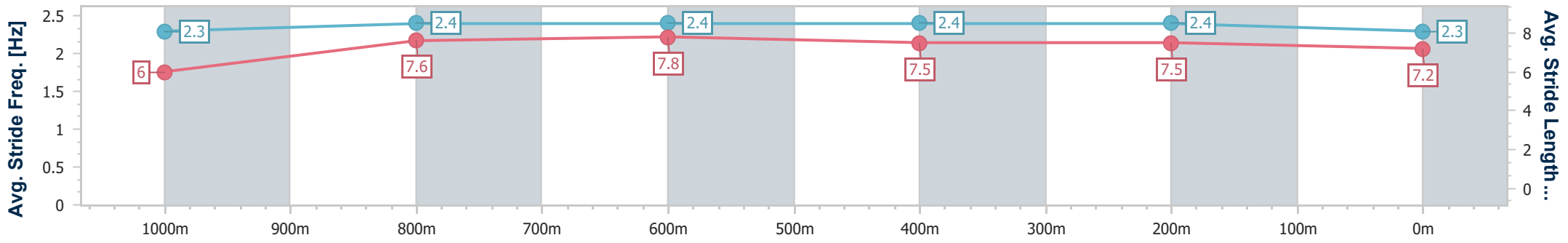
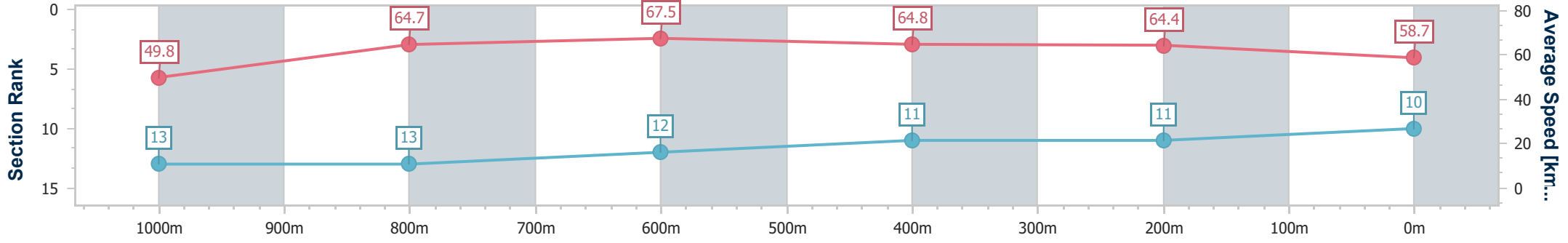
Horse/Jockey Name	This Girl's Ready
Final Rank	10
Fastest Section Time (Section)	0:10.70 (800m)
Top Speed [km/h] (Section)	68.2 (800m)
Race State	Finished



Townsville QLD Professional
 Race 5: LADBROKE IT! QTIS Three-Year-Old Handicap - 1200m
 19 November 2023 - 15:43
 Track Rating: Good 4, Weather: Fine, Rail Position: True Entire Course



Section	Overall	1000m	800m	600m	400m	200m
Section Times	1:10.99 [10] (0:14.56)	0:56.43 [13] (0:11.38)	0:45.05 [13] (0:10.70)	0:34.35 [12] (0:10.97)	0:23.38 [11] (0:11.13)	0:12.25 [11] (0:12.25)
Average Speed [km/h]	49.8	64.7	67.5	64.8	64.4	58.7
Top Speed [km/h]	64.6	66.6	68.2	66.0	65.2	62.8
Avg. Dist. to Rail [m]	10.7	5.3	1.0	2.2	1.7	2.1
Avg. Stride Freq. [Hz]	2.3	2.4	2.4	2.4	2.4	2.3
Avg. Stride Length [m]	6.0	7.6	7.8	7.5	7.5	7.2



- [] Ranking at each section and finish
- .-.- No data available at this section
- NA No data available



Horse/Jockey Name	Hey Bull
Final Rank	11
Fastest Section Time (Section)	0:10.91 (800m)
Top Speed [km/h] (Section)	68.1 (1000m)
Race State	Finished



Townsville QLD Professional

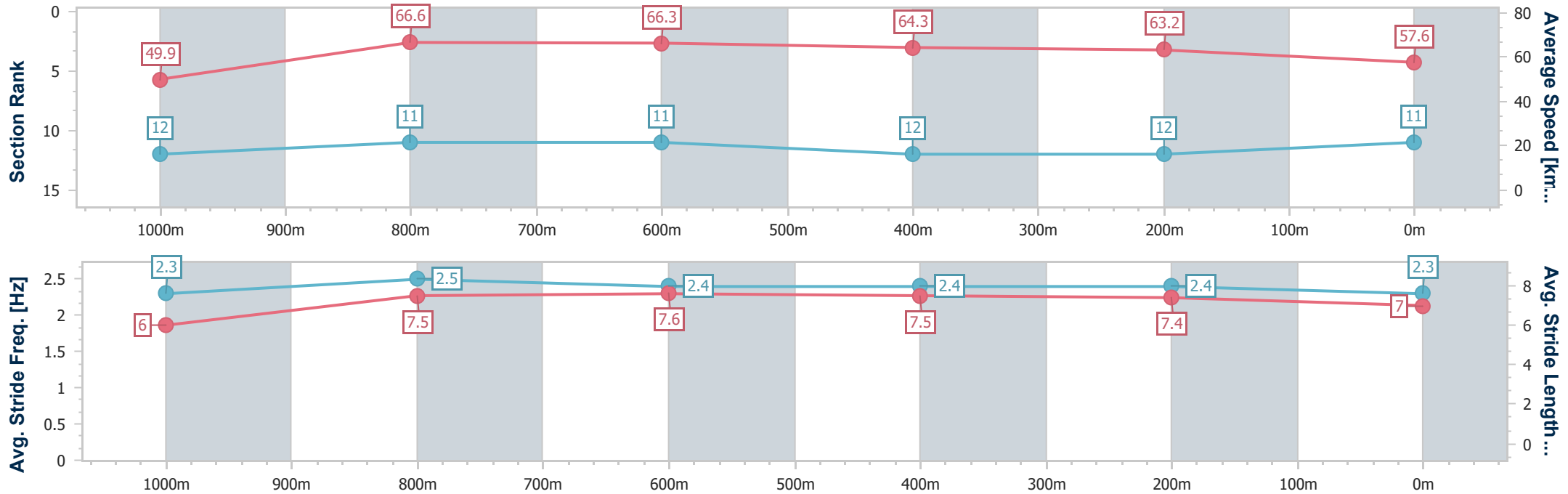
Race 5: LADBROKE IT! QTIS Three-Year-Old Handicap - 1200m

19 November 2023 - 15:43

Track Rating: Good 4, Weather: Fine, Rail Position: True Entire Course



Section	Overall	1000m	800m	600m	400m	200m
Section Times	1:11.55 [11] (0:14.54)	0:57.01 [12] (0:11.08)	0:45.93 [11] (0:10.91)	0:35.02 [11] (0:11.17)	0:23.85 [12] (0:11.37)	0:12.48 [12] (0:12.48)
Average Speed [km/h]	49.9	66.6	66.3	64.3	63.2	57.6
Top Speed [km/h]	65.3	68.1	67.1	65.1	64.4	61.8
Avg. Dist. to Rail [m]	9.9	5.0	1.0	0.6	2.4	5.8
Avg. Stride Freq. [Hz]	2.3	2.5	2.4	2.4	2.4	2.3
Avg. Stride Length [m]	6.0	7.5	7.6	7.5	7.4	7.0



- [] Ranking at each section and finish
- .-.- No data available at this section
- NA No data available



Horse/Jockey Name	Nazorian
Final Rank	12
Fastest Section Time (Section)	0:10.46 (800m)
Top Speed [km/h] (Section)	70.2 (1000m)
Race State	Finished



Townsville QLD Professional

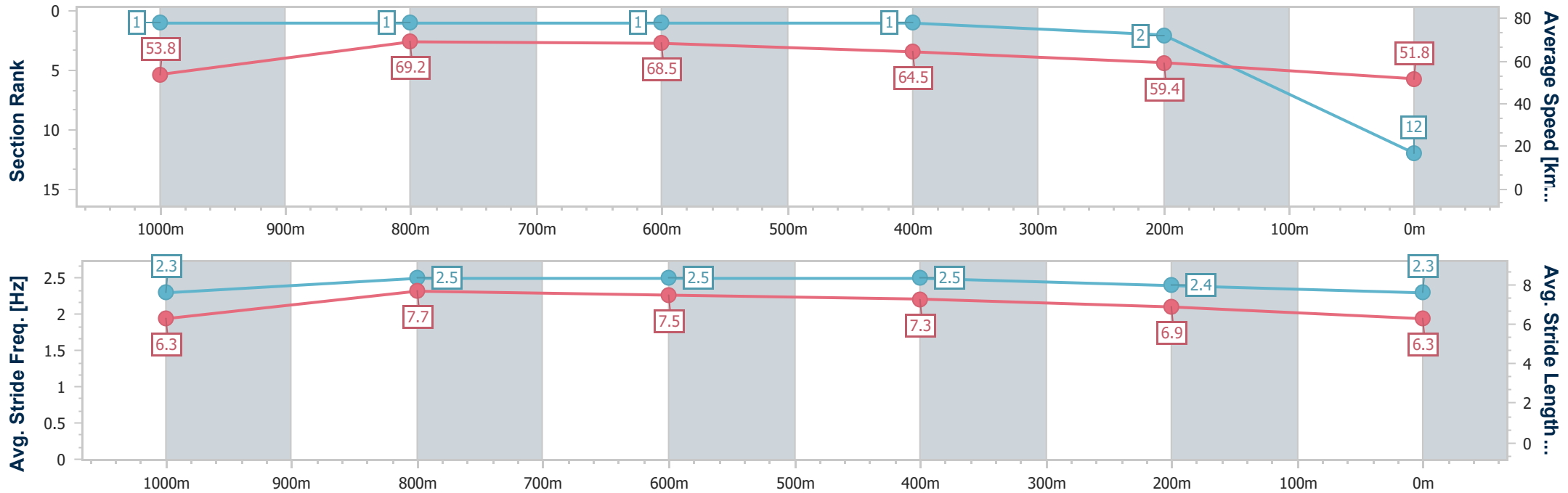
Race 5: LADBROKE IT! QTIS Three-Year-Old Handicap - 1200m

19 November 2023 - 15:43

Track Rating: Good 4, Weather: Fine, Rail Position: True Entire Course



Section	Overall	1000m	800m	600m	400m	200m
Section Times	1:11.56 [12] (0:13.50)	0:58.06 [1] (0:10.56)	0:47.50 [1] (0:10.46)	0:37.04 [1] (0:11.07)	0:25.97 [1] (0:12.09)	0:13.88 [2] (0:13.88)
Average Speed [km/h]	53.8	69.2	68.5	64.5	59.4	51.8
Top Speed [km/h]	67.3	70.2	69.8	66.8	62.2	56.3
Avg. Dist. to Rail [m]	10.5	3.9	1.4	1.6	1.0	0.9
Avg. Stride Freq. [Hz]	2.3	2.5	2.5	2.5	2.4	2.3
Avg. Stride Length [m]	6.3	7.7	7.5	7.3	6.9	6.3



- [] Ranking at each section and finish
- .-.- No data available at this section
- NA No data available



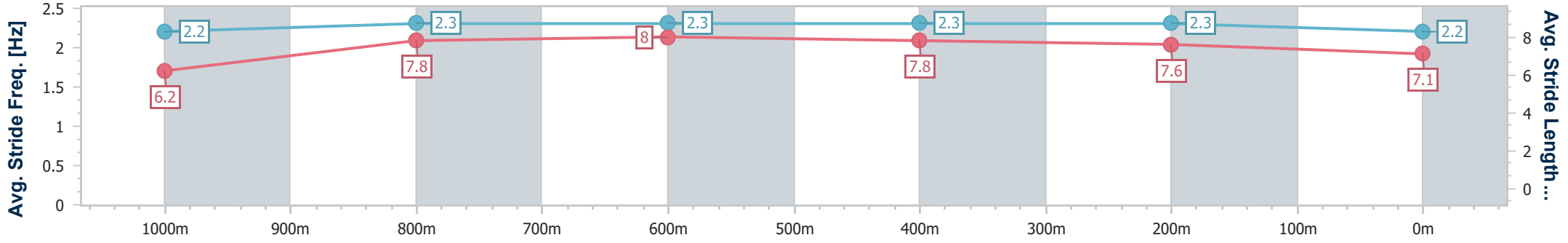
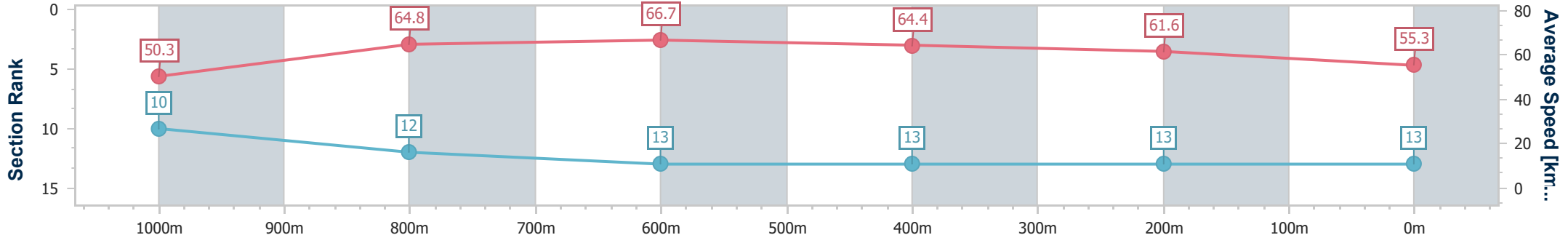
Horse/Jockey Name	Mishani Promise
Final Rank	13
Fastest Section Time (Section)	0:10.86 (800m)
Top Speed [km/h] (Section)	67.8 (800m)
Race State	Finished



Townsville QLD Professional
 Race 5: LADBROKE IT! QTIS Three-Year-Old Handicap - 1200m
 19 November 2023 - 15:43
 Track Rating: Good 4, Weather: Fine, Rail Position: True Entire Course



Section	Overall	1000m	800m	600m	400m	200m
Section Times	1:12.52 [13] (0:14.44)	0:58.08 [10] (0:11.42)	0:46.66 [12] (0:10.86)	0:35.80 [13] (0:11.15)	0:24.65 [13] (0:11.66)	0:12.99 [13] (0:12.99)
Average Speed [km/h]	50.3	64.8	66.7	64.4	61.6	55.3
Top Speed [km/h]	65.6	65.9	67.8	67.1	62.6	61.6
Avg. Dist. to Rail [m]	13.9	6.2	1.1	0.6	0.9	1.6
Avg. Stride Freq. [Hz]	2.2	2.3	2.3	2.3	2.3	2.2
Avg. Stride Length [m]	6.2	7.8	8.0	7.8	7.6	7.1



- [] Ranking at each section and finish
- .-.- No data available at this section
- NA No data available