



Toowoomba QLD Professional
Race 4: AUTO CABLES AND ACCESSORIES BENCHMARK 58 Handicap - 1100m
18 November 2023 - 19:14



Track Rating: Good 4 , Weather: Fine , Rail Position: +5m Entire

Section		Field Times											Last 600m	
		Overall	1000m	800m	600m	400m	200m						0:35.82	
		1:07.37 (0:08.97)	0:58.40 (0:11.27)	0:47.13 (0:11.31)	0:35.82 (0:11.71)	0:24.11 (0:12.02)	0:12.09 (0:12.09)							
Rank	TAB	Horse/Jockey	Barrier	Top Speed [km/h]	Fastest Section								Margin	Distance Travelled [m]
1	7	TOKYO SINS Olivia Webb	12	64.8 800m	0:09.12 Overall	1:07.37 [1] (0:09.12)	0:58.25 [2] (0:11.50)	0:46.75 [3] (0:11.48)	0:35.27 [4] (0:11.46)	0:23.81 [2] (0:11.77)	0:12.04 [3] (0:12.04)	1:07.37	0:35.27	
2	1	KWAMI Sariah Champkin	7	66.3 1000m	0:09.62 Overall	1:07.50 [2] (0:09.62)	0:57.88 [7] (0:11.19)	0:46.69 [4] (0:11.27)	0:35.42 [3] (0:11.49)	0:23.93 [4] (0:11.71)	0:12.22 [1] (0:12.22)	0.8L	0:35.42	-2
3	11	EYE WANTED Montanna Savva	5	65.8 1000m	0:09.28 Overall	1:07.75 [3] (0:09.28)	0:58.47 [3] (0:11.13)	0:47.34 [2] (0:11.37)	0:35.97 [2] (0:11.79)	0:24.18 [3] (0:12.05)	0:12.13 [4] (0:12.13)	2.1L	0:35.97	-3
4	10	BETTER THAN ROSES Alisha Donald	2	65.5 1000m	0:08.97 Overall	1:07.89 [4] (0:08.97)	0:58.92 [1] (0:11.27)	0:47.65 [1] (0:11.31)	0:36.34 [1] (0:11.71)	0:24.63 [1] (0:12.03)	0:12.60 [2] (0:12.60)	2.9L	0:36.34	-1
5	2	NO BETTER TIME Anthony Allen	13	65.5 1000m	0:09.48 Overall	1:08.18 [5] (0:09.48)	0:58.70 [6] (0:11.63)	0:47.07 [7] (0:11.48)	0:35.59 [6] (0:11.60)	0:23.99 [6] (0:11.77)	0:12.22 [5] (0:12.22)	4.4L	0:35.59	+4
6	3	DARCHINIAN Jackson Murphy	11	64.3 600m	0:09.94 Overall	1:08.24 [6] (0:09.94)	0:58.30 [11] (0:11.80)	0:46.50 [11] (0:11.61)	0:34.89 [11] (0:11.59)	0:23.30 [11] (0:11.61)	0:11.69 [11] (0:11.69)	4.6L	0:34.89	+3
6	4	NOTHING SILLY Jake Molloy	10	63.6 1000m	0:09.62 Overall	1:08.24 [6] (0:09.62)	0:58.62 [8] (0:11.66)	0:46.96 [9] (0:11.69)	0:35.27 [9] (0:11.53)	0:23.74 [10] (0:11.78)	0:11.96 [9] (0:11.96)	4.6L	0:35.27	+1
8	8	THE ORPHAN Adin Thompson	4	64.3 800m	0:09.36 Overall	1:08.27 [8] (0:09.36)	0:58.91 [5] (0:11.82)	0:47.09 [8] (0:11.51)	0:35.58 [8] (0:11.53)	0:24.05 [7] (0:11.91)	0:12.14 [7] (0:12.14)	4.8L	0:35.58	+6
9	13	MOUNTBATTEN Kenji Yoshida	1	63.0 800m	0:09.35 Overall	1:08.66 [9] (0:09.35)	0:59.31 [4] (0:11.60)	0:47.71 [5] (0:11.67)	0:36.04 [7] (0:11.81)	0:24.23 [9] (0:11.87)	0:12.36 [10] (0:12.36)	7.1L	0:36.04	+2
10	6	RUSSIAN DIVA Nozi Tomizawa	6	66.1 600m	0:09.84 Overall	1:08.78 [10] (0:09.84)	0:58.94 [10] (0:11.74)	0:47.20 [10] (0:11.40)	0:35.80 [10] (0:11.39)	0:24.41 [8] (0:11.78)	0:12.63 [8] (0:12.63)	7.6L	0:35.80	+5

Scratched: Pharaonic (#5), Top Bird (#9)

[] Ranking at each section and finish
 -:-:- No data available at this section
 NA No data available

SCN Saddle cloth number
 DNF Did not finish
 DNT Did not track



Toowoomba QLD Professional
Race 4: AUTO CABLES AND ACCESSORIES BENCHMARK 58 Handicap - 1100m
18 November 2023 - 19:14



Track Rating: Good 4 , Weather: Fine , Rail Position: +5m Entire

Section	Overall	1000m	800m	600m	400m	200m	Last 600m
Field Times	1:07.37 (0:08.97)	0:58.40 (0:11.27)	0:47.13 (0:11.31)	0:35.82 (0:11.71)	0:24.11 (0:12.02)	0:12.09 (0:12.09)	0:35.82

Rank	TAB	Horse/Jockey	Barrier	Top Speed [km/h]	Fastest Section	Margin	Distance Travelled [m]
11	12	HELLO ANGEL	3	65.9	0:09.75	8.9L	-3
		Tiffani Brooker		1000m	Overall		

Scratched: Pharaonic (#5), Top Bird (#9)



Horse/Jockey Name	Tokyo Sins
Final Rank	1
Fastest Section Time (Section)	0:09.12 (Overall)
Top Speed [km/h] (Section)	64.8 (800m)
Race State	Finished



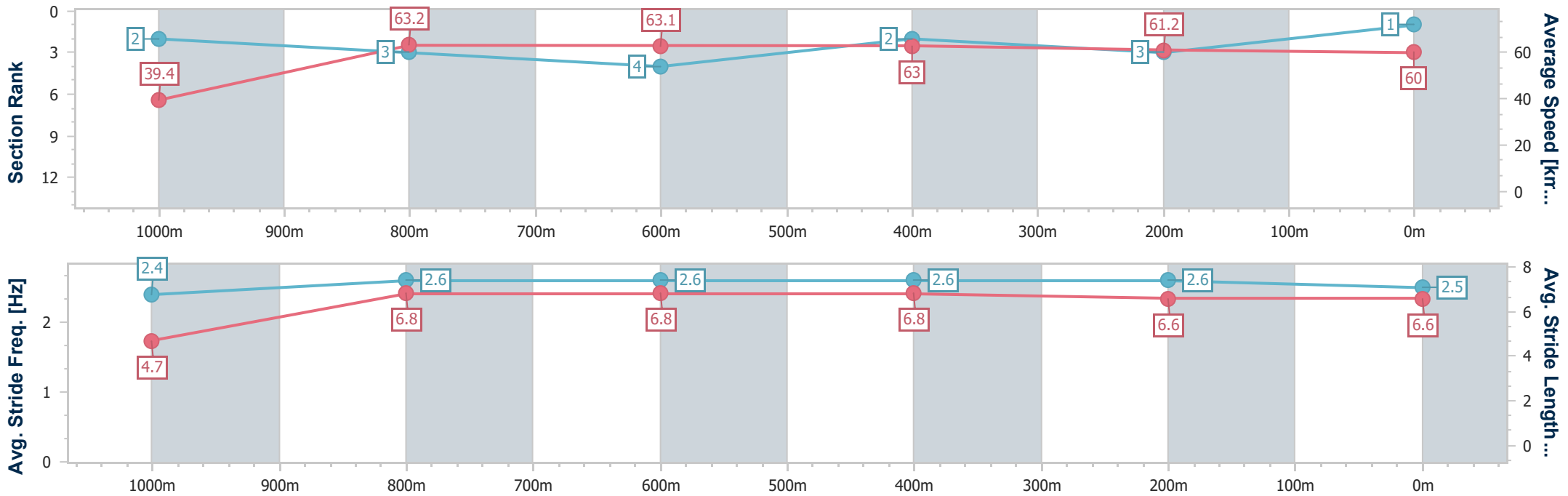
Toowoomba QLD Professional
 Race 4: AUTO CABLES AND ACCESSORIES BENCHMARK 58
 Handicap - 1100m



18 November 2023 - 19:14

Track Rating: Good 4 , Weather: Fine , Rail Position: +5m Entire

Section	Overall	1000m	800m	600m	400m	200m
Section Times	1:07.37 [1] (0:09.12)	0:58.25 [2] (0:11.50)	0:46.75 [3] (0:11.48)	0:35.27 [4] (0:11.46)	0:23.81 [2] (0:11.77)	0:12.04 [3] (0:12.04)
Average Speed [km/h]	39.4	63.2	63.1	63.0	61.2	60.0
Top Speed [km/h]	64.2	64.7	64.8	64.8	63.0	60.8
Avg. Dist. to Rail [m]	8.6	2.9	1.3	0.6	0.6	0.3
Avg. Stride Freq. [Hz]	2.4	2.6	2.6	2.6	2.6	2.5
Avg. Stride Length [m]	4.7	6.8	6.8	6.8	6.6	6.6



- [] Ranking at each section and finish
- .-.- No data available at this section
- NA No data available



Horse/Jockey Name	Kwami
Final Rank	2
Fastest Section Time (Section)	0:09.62 (Overall)
Top Speed [km/h] (Section)	66.3 (1000m)
Race State	Finished



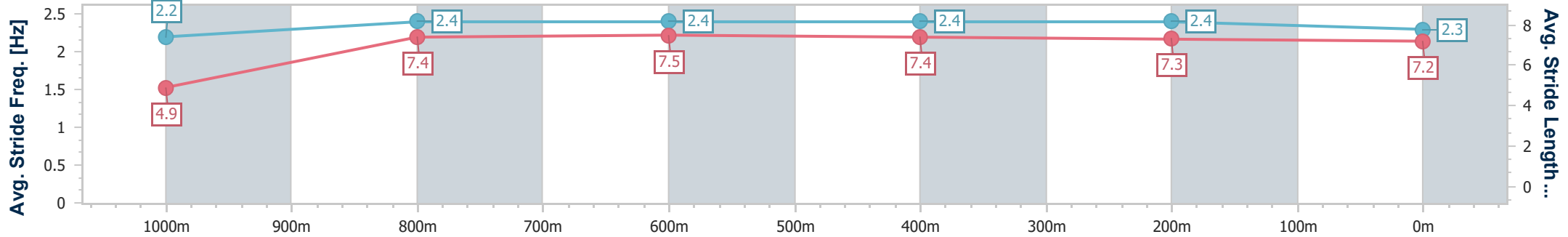
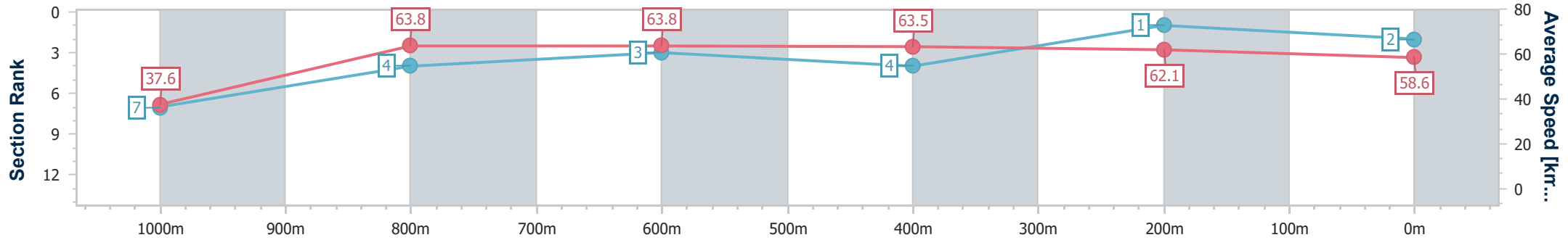
Toowoomba QLD Professional
 Race 4: AUTO CABLES AND ACCESSORIES BENCHMARK 58
 Handicap - 1100m



18 November 2023 - 19:14

Track Rating: Good 4 , Weather: Fine , Rail Position: +5m Entire

Section	Overall	1000m	800m	600m	400m	200m
Section Times	1:07.50 [2] (0:09.62)	0:57.88 [7] (0:11.19)	0:46.69 [4] (0:11.27)	0:35.42 [3] (0:11.49)	0:23.93 [4] (0:11.71)	0:12.22 [1] (0:12.22)
Average Speed [km/h]	37.6	63.8	63.8	63.5	62.1	58.6
Top Speed [km/h]	65.9	66.3	65.2	65.0	63.5	60.4
Avg. Dist. to Rail [m]	4.7	1.1	1.6	2.1	2.7	1.2
Avg. Stride Freq. [Hz]	2.2	2.4	2.4	2.4	2.4	2.3
Avg. Stride Length [m]	4.9	7.4	7.5	7.4	7.3	7.2



- [] Ranking at each section and finish
- .-.- No data available at this section
- NA No data available



Horse/Jockey Name	Eye Wanted
Final Rank	3
Fastest Section Time (Section)	0:09.28 (Overall)
Top Speed [km/h] (Section)	65.8 (1000m)
Race State	Finished



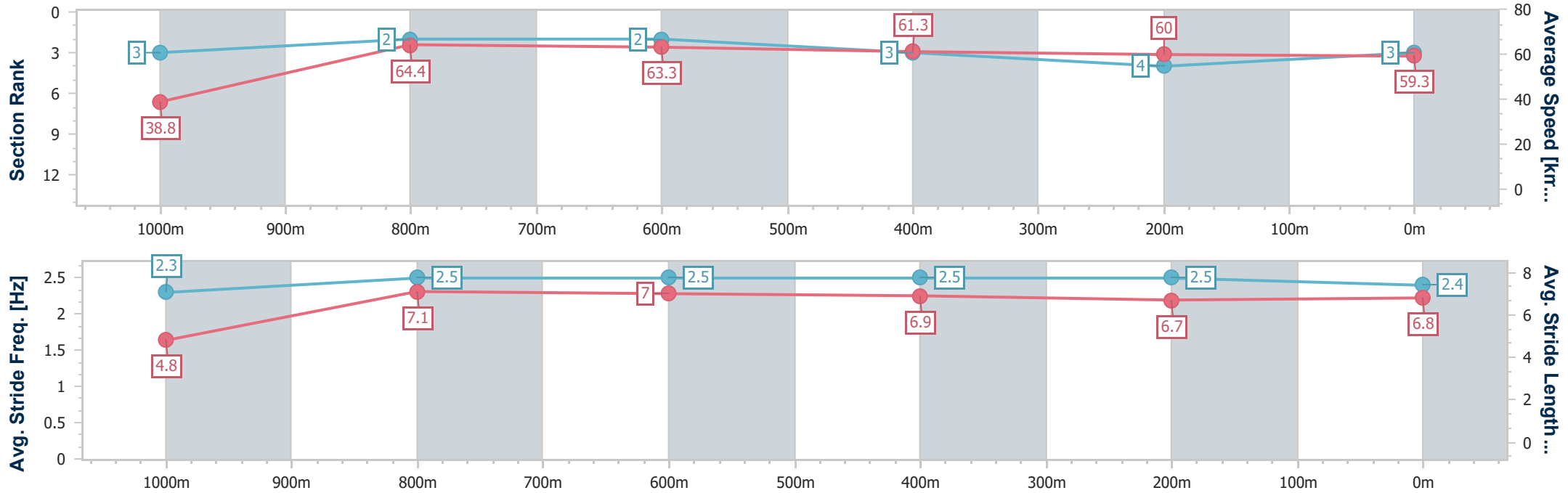
Toowoomba QLD Professional
Race 4: AUTO CABLES AND ACCESSORIES BENCHMARK 58
Handicap - 1100m



18 November 2023 - 19:14

Track Rating: Good 4 , Weather: Fine , Rail Position: +5m Entire

Section	Overall	1000m	800m	600m	400m	200m
Section Times	1:07.75 [3] (0:09.28)	0:58.47 [3] (0:11.13)	0:47.34 [2] (0:11.37)	0:35.97 [2] (0:11.79)	0:24.18 [3] (0:12.05)	0:12.13 [4] (0:12.13)
Average Speed [km/h]	38.8	64.4	63.3	61.3	60.0	59.3
Top Speed [km/h]	62.6	65.8	65.6	62.5	61.7	60.0
Avg. Dist. to Rail [m]	4.7	0.3	0.8	1.0	1.8	3.0
Avg. Stride Freq. [Hz]	2.3	2.5	2.5	2.5	2.5	2.4
Avg. Stride Length [m]	4.8	7.1	7.0	6.9	6.7	6.8



- [] Ranking at each section and finish
- .-.- No data available at this section
- NA No data available



Horse/Jockey Name	Better Than Roses
Final Rank	4
Fastest Section Time (Section)	0:08.97 (Overall)
Top Speed [km/h] (Section)	65.5 (1000m)
Race State	Finished



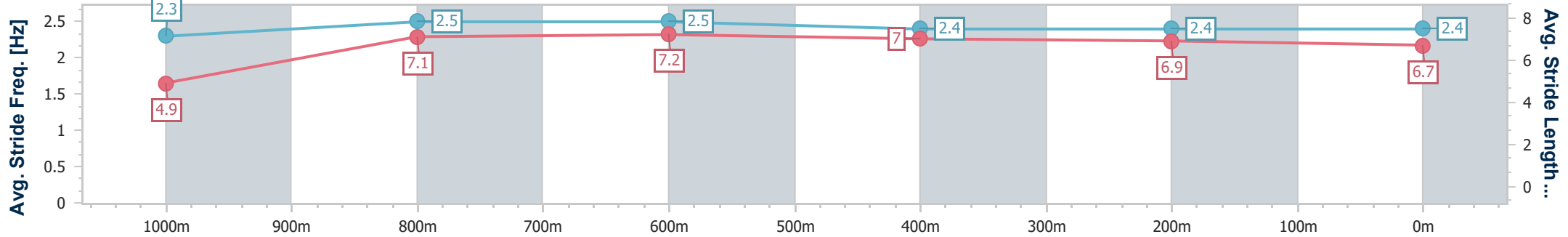
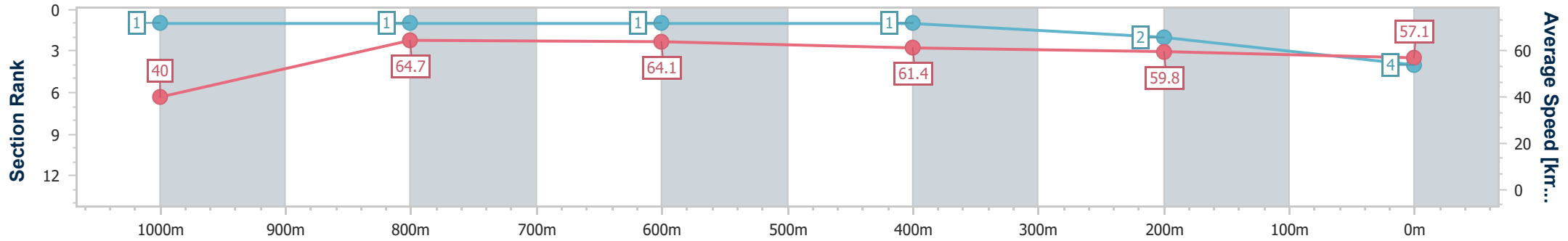
Toowoomba QLD Professional
Race 4: AUTO CABLES AND ACCESSORIES BENCHMARK 58
Handicap - 1100m



18 November 2023 - 19:14

Track Rating: Good 4 , Weather: Fine , Rail Position: +5m Entire

Section	Overall	1000m	800m	600m	400m	200m
Section Times	1:07.89 [4] (0:08.97)	0:58.92 [1] (0:11.27)	0:47.65 [1] (0:11.31)	0:36.34 [1] (0:11.71)	0:24.63 [1] (0:12.03)	0:12.60 [2] (0:12.60)
Average Speed [km/h]	40.0	64.7	64.1	61.4	59.8	57.1
Top Speed [km/h]	62.0	65.5	65.3	63.8	60.7	58.8
Avg. Dist. to Rail [m]	3.8	2.5	1.9	0.5	0.7	1.6
Avg. Stride Freq. [Hz]	2.3	2.5	2.5	2.4	2.4	2.4
Avg. Stride Length [m]	4.9	7.1	7.2	7.0	6.9	6.7



- [] Ranking at each section and finish
- .-.- No data available at this section
- NA No data available



Horse/Jockey Name	No Better Time
Final Rank	5
Fastest Section Time (Section)	0:09.48 (Overall)
Top Speed [km/h] (Section)	65.5 (1000m)
Race State	Finished



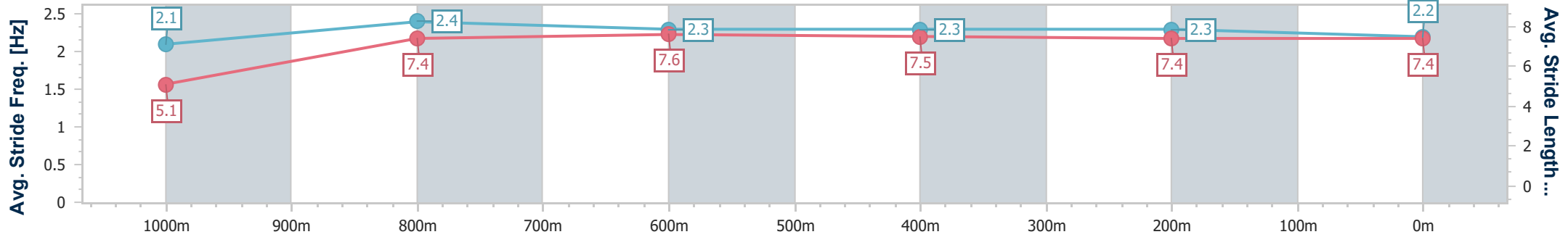
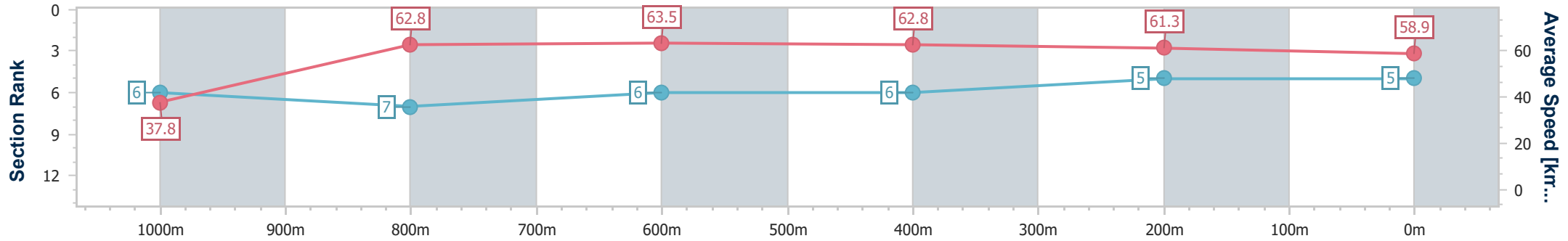
Toowoomba QLD Professional
Race 4: AUTO CABLES AND ACCESSORIES BENCHMARK 58
Handicap - 1100m



18 November 2023 - 19:14

Track Rating: Good 4 , Weather: Fine , Rail Position: +5m Entire

Section	Overall	1000m	800m	600m	400m	200m
Section Times	1:08.18 [5] (0:09.48)	0:58.70 [6] (0:11.63)	0:47.07 [7] (0:11.48)	0:35.59 [6] (0:11.60)	0:23.99 [6] (0:11.77)	0:12.22 [5] (0:12.22)
Average Speed [km/h]	37.8	62.8	63.5	62.8	61.3	58.9
Top Speed [km/h]	60.1	65.5	64.3	63.8	62.6	61.4
Avg. Dist. to Rail [m]	9.8	3.8	3.2	2.6	0.8	0.7
Avg. Stride Freq. [Hz]	2.1	2.4	2.3	2.3	2.3	2.2
Avg. Stride Length [m]	5.1	7.4	7.6	7.5	7.4	7.4



- [] Ranking at each section and finish
- .-.- No data available at this section
- NA No data available



Horse/Jockey Name	Darchinian
Final Rank	6
Fastest Section Time (Section)	0:09.94 (Overall)
Top Speed [km/h] (Section)	64.3 (600m)
Race State	Finished



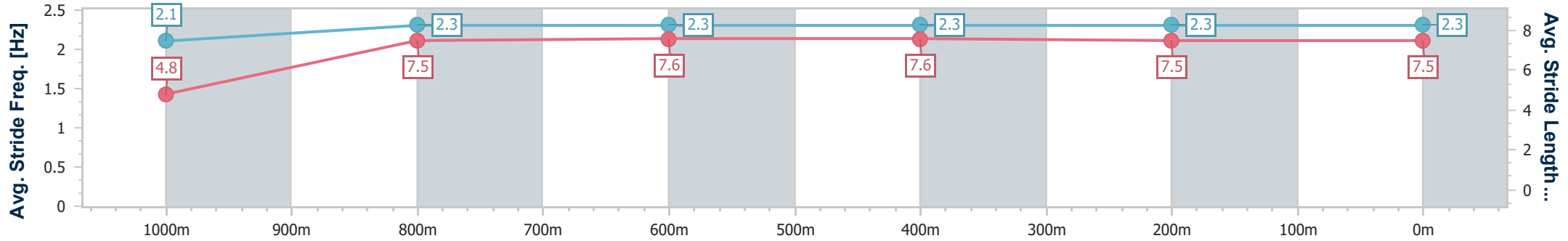
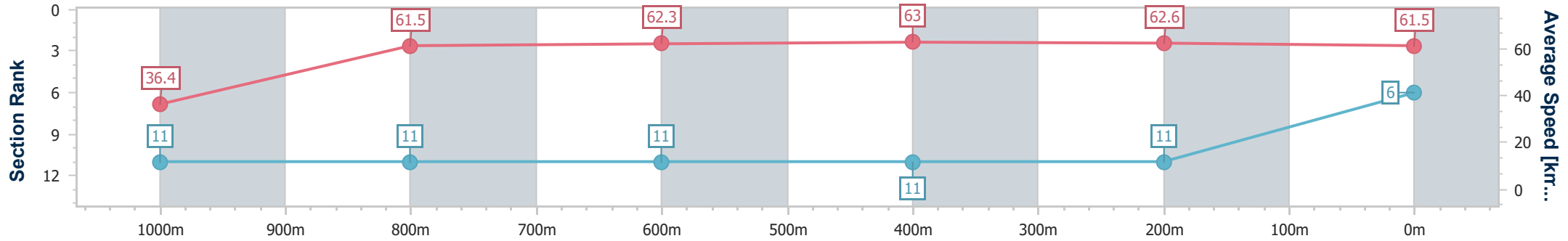
Toowoomba QLD Professional
Race 4: AUTO CABLES AND ACCESSORIES BENCHMARK 58
Handicap - 1100m



18 November 2023 - 19:14

Track Rating: Good 4 , Weather: Fine , Rail Position: +5m Entire

Section	Overall	1000m	800m	600m	400m	200m
Section Times	1:08.24 [6] (0:09.94)	0:58.30 [11] (0:11.80)	0:46.50 [11] (0:11.61)	0:34.89 [11] (0:11.59)	0:23.30 [11] (0:11.61)	0:11.69 [11] (0:11.69)
Average Speed [km/h]	36.4	61.5	62.3	63.0	62.6	61.5
Top Speed [km/h]	60.1	62.7	63.5	64.3	63.8	62.6
Avg. Dist. to Rail [m]	9.5	2.3	2.3	2.5	2.0	3.9
Avg. Stride Freq. [Hz]	2.1	2.3	2.3	2.3	2.3	2.3
Avg. Stride Length [m]	4.8	7.5	7.6	7.6	7.5	7.5



- [] Ranking at each section and finish
- .-.- No data available at this section
- NA No data available



Horse/Jockey Name	Nothing Silly
Final Rank	6
Fastest Section Time (Section)	0:09.62 (Overall)
Top Speed [km/h] (Section)	63.6 (1000m)
Race State	Finished



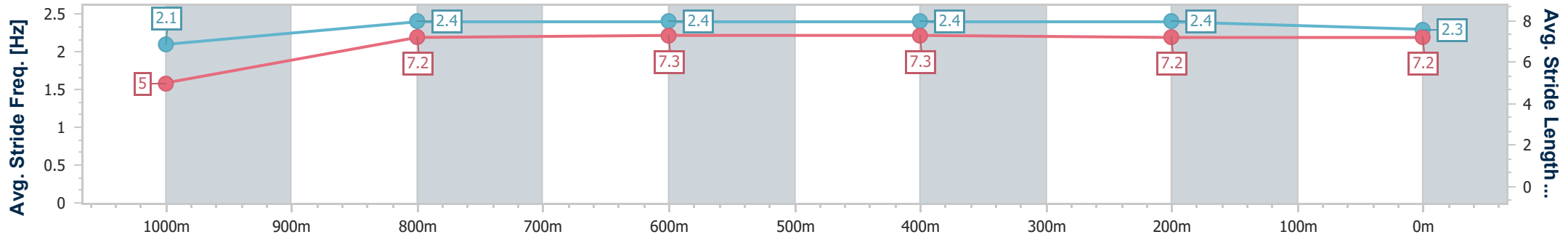
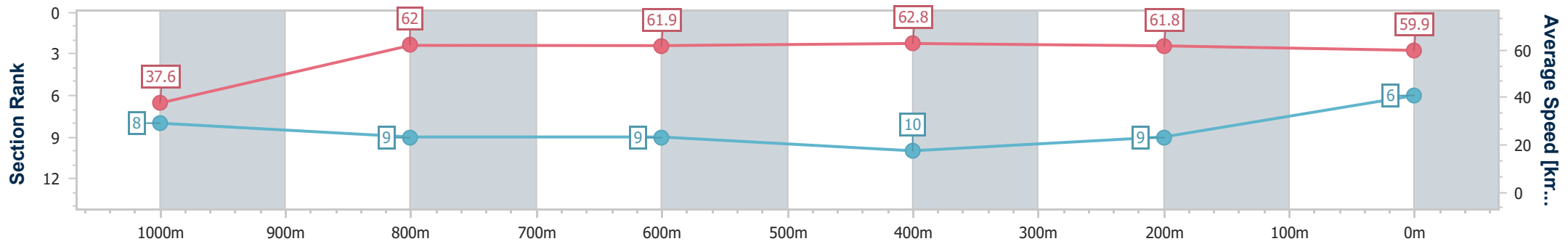
Toowoomba QLD Professional
 Race 4: AUTO CABLES AND ACCESSORIES BENCHMARK 58
 Handicap - 1100m



18 November 2023 - 19:14

Track Rating: Good 4 , Weather: Fine , Rail Position: +5m Entire

Section	Overall	1000m	800m	600m	400m	200m
Section Times	1:08.24 [6] (0:09.62)	0:58.62 [8] (0:11.66)	0:46.96 [9] (0:11.69)	0:35.27 [9] (0:11.53)	0:23.74 [10] (0:11.78)	0:11.96 [9] (0:11.96)
Average Speed [km/h]	37.6	62.0	61.9	62.8	61.8	59.9
Top Speed [km/h]	62.0	63.6	62.7	63.5	63.0	61.7
Avg. Dist. to Rail [m]	6.7	1.2	1.7	1.2	2.0	1.2
Avg. Stride Freq. [Hz]	2.1	2.4	2.4	2.4	2.4	2.3
Avg. Stride Length [m]	5.0	7.2	7.3	7.3	7.2	7.2



- [] Ranking at each section and finish
- .-.- No data available at this section
- NA No data available



Horse/Jockey Name	The Orphan
Final Rank	8
Fastest Section Time (Section)	0:09.36 (Overall)
Top Speed [km/h] (Section)	64.3 (800m)
Race State	Finished



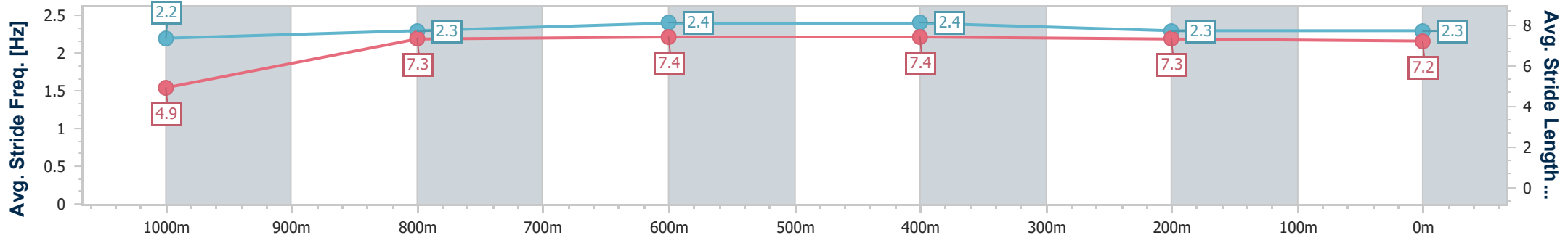
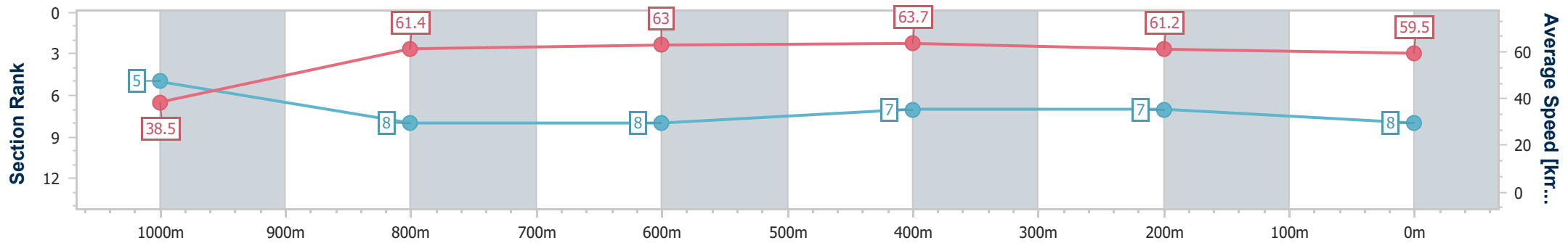
Toowoomba QLD Professional
Race 4: AUTO CABLES AND ACCESSORIES BENCHMARK 58
Handicap - 1100m



18 November 2023 - 19:14

Track Rating: Good 4 , Weather: Fine , Rail Position: +5m Entire

Section	Overall	1000m	800m	600m	400m	200m
Section Times	1:08.27 [8] (0:09.36)	0:58.91 [5] (0:11.82)	0:47.09 [8] (0:11.51)	0:35.58 [8] (0:11.53)	0:24.05 [7] (0:11.91)	0:12.14 [7] (0:12.14)
Average Speed [km/h]	38.5	61.4	63.0	63.7	61.2	59.5
Top Speed [km/h]	60.4	62.4	64.3	64.0	63.1	60.6
Avg. Dist. to Rail [m]	4.3	2.6	2.0	3.7	3.5	3.5
Avg. Stride Freq. [Hz]	2.2	2.3	2.4	2.4	2.3	2.3
Avg. Stride Length [m]	4.9	7.3	7.4	7.4	7.3	7.2



- [] Ranking at each section and finish
- .-.- No data available at this section
- NA No data available



Horse/Jockey Name	Mountbatten
Final Rank	9
Fastest Section Time (Section)	0:09.35 (Overall)
Top Speed [km/h] (Section)	63.0 (800m)
Race State	Finished



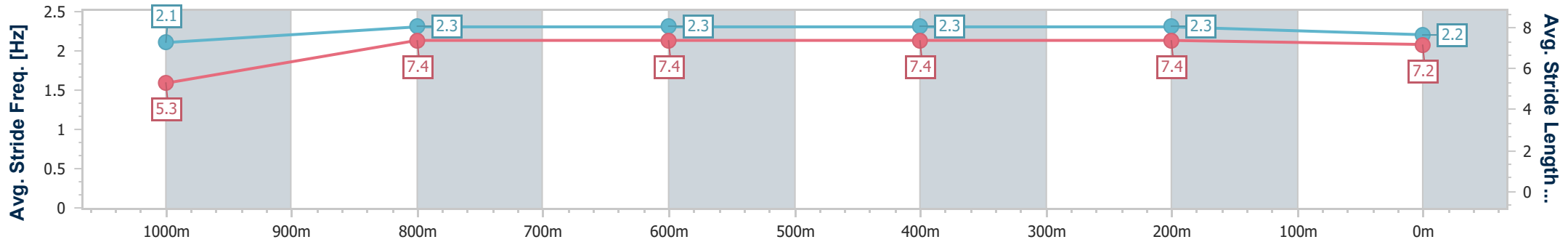
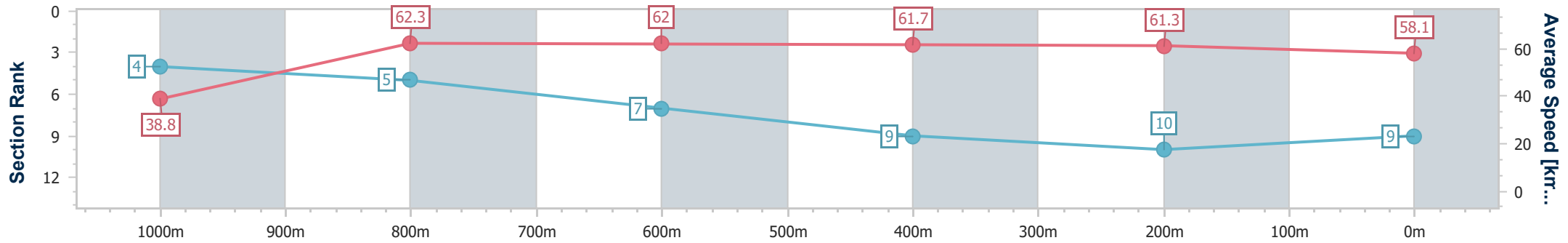
Toowoomba QLD Professional
Race 4: AUTO CABLES AND ACCESSORIES BENCHMARK 58
Handicap - 1100m



18 November 2023 - 19:14

Track Rating: Good 4 , Weather: Fine , Rail Position: +5m Entire

Section	Overall	1000m	800m	600m	400m	200m
Section Times	1:08.66 [9] (0:09.35)	0:59.31 [4] (0:11.60)	0:47.71 [5] (0:11.67)	0:36.04 [7] (0:11.81)	0:24.23 [9] (0:11.87)	0:12.36 [10] (0:12.36)
Average Speed [km/h]	38.8	62.3	62.0	61.7	61.3	58.1
Top Speed [km/h]	60.5	63.0	63.0	62.7	62.8	60.2
Avg. Dist. to Rail [m]	2.0	0.5	2.1	2.6	2.0	0.7
Avg. Stride Freq. [Hz]	2.1	2.3	2.3	2.3	2.3	2.2
Avg. Stride Length [m]	5.3	7.4	7.4	7.4	7.4	7.2



- [] Ranking at each section and finish
- .-.-.- No data available at this section
- NA No data available



Horse/Jockey Name	Russian Diva
Final Rank	10
Fastest Section Time (Section)	0:09.84 (Overall)
Top Speed [km/h] (Section)	66.1 (600m)
Race State	Finished



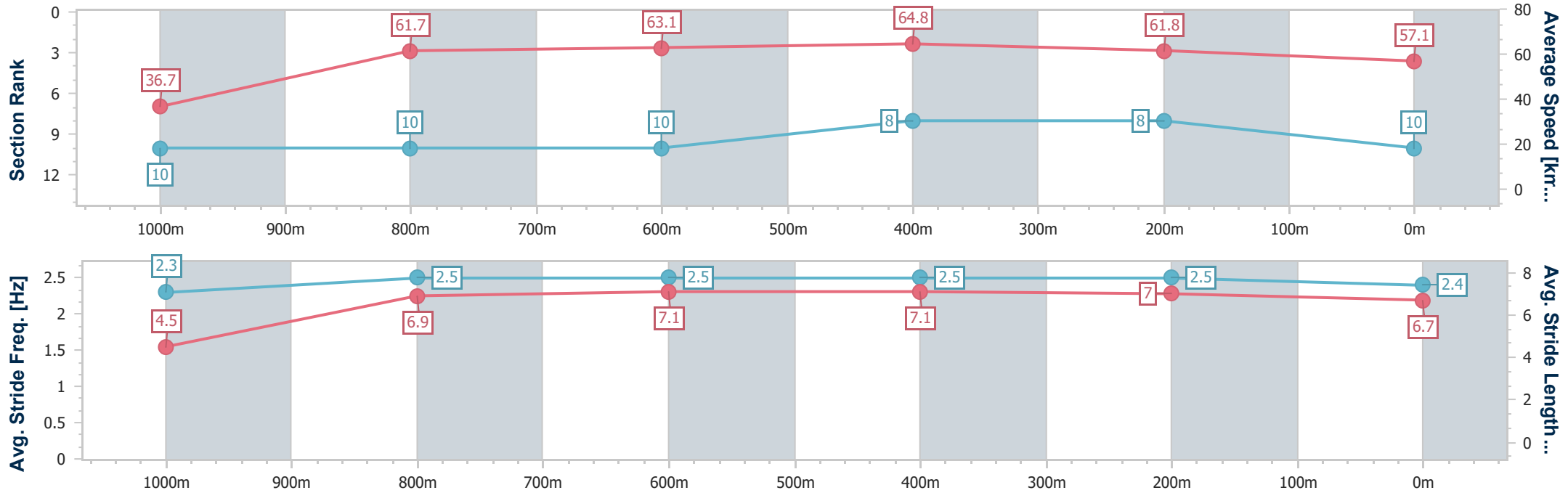
Toowoomba QLD Professional
Race 4: AUTO CABLES AND ACCESSORIES BENCHMARK 58
Handicap - 1100m



18 November 2023 - 19:14

Track Rating: Good 4 , Weather: Fine , Rail Position: +5m Entire

Section	Overall	1000m	800m	600m	400m	200m
Section Times	1:08.78 [10] (0:09.84)	0:58.94 [10] (0:11.74)	0:47.20 [10] (0:11.40)	0:35.80 [10] (0:11.39)	0:24.41 [8] (0:11.78)	0:12.63 [8] (0:12.63)
Average Speed [km/h]	36.7	61.7	63.1	64.8	61.8	57.1
Top Speed [km/h]	57.8	63.3	65.6	66.1	64.1	59.8
Avg. Dist. to Rail [m]	6.8	1.2	1.0	3.9	3.9	4.2
Avg. Stride Freq. [Hz]	2.3	2.5	2.5	2.5	2.5	2.4
Avg. Stride Length [m]	4.5	6.9	7.1	7.1	7.0	6.7



- [] Ranking at each section and finish
- .-.- No data available at this section
- NA No data available



Horse/Jockey Name	Hello Angel
Final Rank	11
Fastest Section Time (Section)	0:09.75 (Overall)
Top Speed [km/h] (Section)	65.9 (1000m)
Race State	Finished



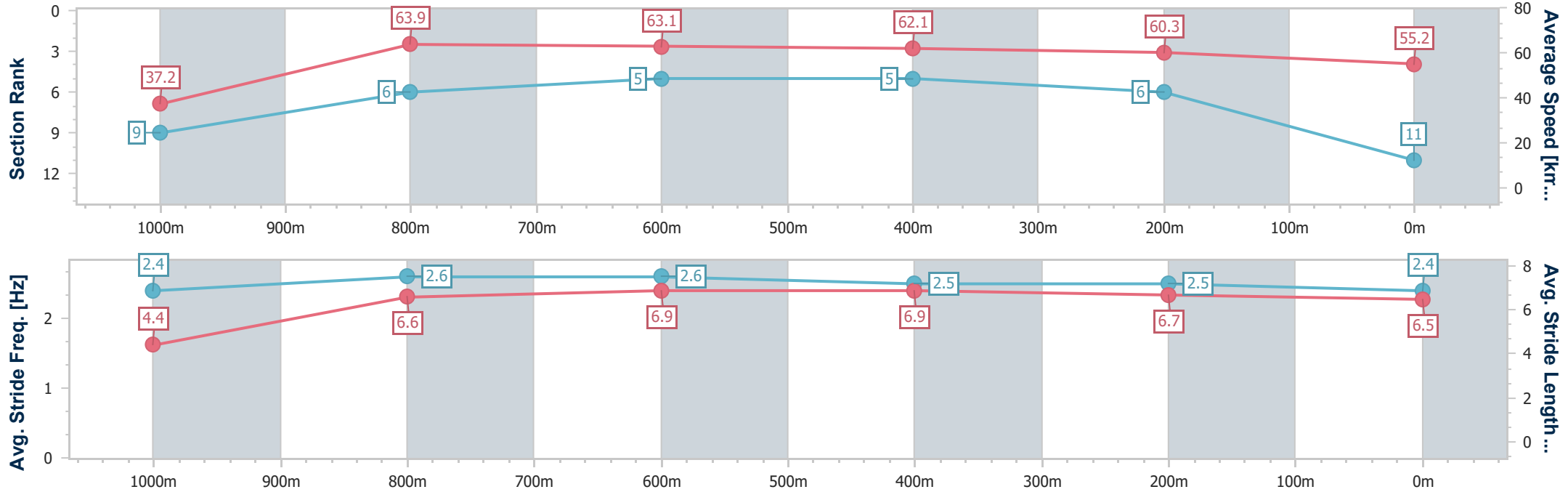
Toowoomba QLD Professional
Race 4: AUTO CABLES AND ACCESSORIES BENCHMARK 58
Handicap - 1100m



18 November 2023 - 19:14

Track Rating: Good 4 , Weather: Fine , Rail Position: +5m Entire

Section	Overall	1000m	800m	600m	400m	200m
Section Times	1:09.01 [11] (0:09.75)	0:59.26 [9] (0:11.21)	0:48.05 [6] (0:11.38)	0:36.67 [5] (0:11.65)	0:25.02 [5] (0:12.02)	0:13.00 [6] (0:13.00)
Average Speed [km/h]	37.2	63.9	63.1	62.1	60.3	55.2
Top Speed [km/h]	65.1	65.9	63.8	63.4	61.0	59.2
Avg. Dist. to Rail [m]	3.6	1.5	1.0	1.2	1.2	0.8
Avg. Stride Freq. [Hz]	2.4	2.6	2.6	2.5	2.5	2.4
Avg. Stride Length [m]	4.4	6.6	6.9	6.9	6.7	6.5



- [] Ranking at each section and finish
- .-.- No data available at this section
- NA No data available