



# Toowoomba QLD Professional

## Race 3: SUBZERO AIRCONDITIONING Class 2 Handicap - 1625m

18 November 2023 - 18:36



Track Rating: Good 4 , Weather: Fine, Rail Position: +5m Entire

Section														
Field Times	Overall	1400m	1200m	1000m	800m	600m	400m	Last 600m						
	1:40.41 (0:16.22)	1:24.19 (0:11.64)	1:12.55 (0:11.91)	1:00.64 (0:12.47)	0:48.17 (0:12.07)	0:36.10 (0:11.88)	0:24.22 (0:11.98)	0:36.10						
Rank	TAB	Horse/Jockey	Barrier	Top Speed [km/h]	Fastest Section								Distance Travelled [m]	
1	1	<b>CAPTAIN HOOK</b> Nozi Tomizawa	1	65.5	0:11.64	1:40.41 [1] (0:16.22)	1:24.19 [1] (0:11.64)	1:12.55 [1] (0:11.91)	1:00.64 [1] (0:12.47)	0:48.17 [1] (0:12.07)	0:36.10 [1] (0:11.88)	0:24.22 [1] (0:11.98)	0:36.10	
2	2	<b>THE RIGHT WAY</b> Alisha Donald	6	64.3	0:11.69	1:40.66 [2] (0:16.44)	1:24.22 [2] (0:11.69)	1:12.53 [2] (0:11.94)	1:00.59 [2] (0:12.47)	0:48.12 [2] (0:12.02)	0:36.10 [2] (0:12.06)	0:24.04 [2] (0:11.95)	0:36.10	+0
3	4	<b>VISUAL ELEMENT</b> Savannah McCann	2	66.7	0:11.74	1:40.80 [3] (0:16.49)	1:24.31 [3] (0:11.74)	1:12.57 [3] (0:11.90)	1:00.67 [3] (0:12.43)	0:48.24 [3] (0:12.13)	0:36.11 [3] (0:12.05)	0:24.06 [3] (0:12.10)	0:36.11	+0
4	10	<b>DUCHESS BREE</b> Sariah Champkin	12	64.1	0:11.68	1:40.81 [4] (0:17.31)	1:23.50 [7] (0:11.97)	1:11.53 [8] (0:11.76)	0:59.77 [8] (0:12.36)	0:47.41 [8] (0:12.10)	0:35.31 [8] (0:11.85)	0:23.46 [8] (0:11.78)	0:35.31	-1
5	6	<b>BEARHUG</b> Kenji Yoshida	4	65.6	0:11.93	1:41.23 [5] (0:16.69)	1:24.54 [5] (0:11.98)	1:12.56 [5] (0:11.93)	1:00.63 [5] (0:12.48)	0:48.15 [6] (0:11.96)	0:36.19 [5] (0:11.97)	0:24.22 [5] (0:11.98)	0:36.19	+6
6	9	<b>MOTION SENSOR</b> Olivia Webb	8	62.8	0:11.88	1:41.24 [6] (0:16.83)	1:24.41 [6] (0:11.94)	1:12.47 [6] (0:11.88)	1:00.59 [6] (0:12.36)	0:48.23 [5] (0:12.07)	0:36.16 [6] (0:11.98)	0:24.18 [6] (0:11.97)	0:36.16	+0
7	3	<b>ROMAN DAGGER</b> Gary Geran	3	Data was not able to be tracked for this horse		-:--:-	-:--:-	-:--:-	-:--:-	-:--:-	-:--:-	-:--:-	-:--:-	----
8	8	<b>WHO'S IN WINNY</b> Montanna Savva	10	64.8	0:11.51	1:42.41 [8] (0:17.40)	1:25.01 [8] (0:11.51)	1:13.50 [7] (0:11.86)	1:01.64 [7] (0:12.51)	0:49.13 [7] (0:11.85)	0:37.28 [7] (0:11.98)	0:25.30 [7] (0:12.36)	0:37.28	+7

Scratched: Devine Falls (#5), Scapini (#7), Rapid Dude (#11), Mandalong Flag (#12), Smashing Lucas (#13)

[ ] Ranking at each section and finish  
 -:--:- No data available at this section  
 NA No data available

SCN Saddle cloth number  
 DNF Did not finish  
 DNT Did not track



**Toowoomba QLD Professional**  
**Race 3: SUBZERO AIRCONDITIONING Class 2 Handicap - 1625m**  
**18 November 2023 - 18:36**



Track Rating: Good 4 , Weather: Fine, Rail Position: +5m Entire

Section				200m				Last 600m		
Field Times				0:12.24				0:36.10		
Rank	TAB	Horse/Jockey	Barrier	Top Speed [km/h]	Fastest Section	Margin	Margin		Distance Travelled [m]	
1	1	<b>CAPTAIN HOOK</b> Nozi Tomizawa	1	65.5	0:11.64	0:12.24 [1]	1:40.41		0:36.10	
				Overall	1400m	(0:12.24)				
2	2	<b>THE RIGHT WAY</b> Alisha Donald	6	64.3	0:11.69	0:12.09 [2]	1.3L		0:36.10	+0
				Overall	1400m	(0:12.09)				
3	4	<b>VISUAL ELEMENT</b> Savannah McCann	2	66.7	0:11.74	0:11.96 [3]	2.1L		0:36.11	+0
				Overall	1400m	(0:11.96)				
4	10	<b>DUCHESS BREE</b> Sariah Champkin	12	64.1	0:11.68	0:11.68 [7]	2.2L		0:35.31	-1
				Overall	200m	(0:11.68)				
5	6	<b>BEARHUG</b> Kenji Yoshida	4	65.6	0:11.93	0:12.24 [4]	4.5L		0:36.19	+6
				Overall	1200m	(0:12.24)				
6	9	<b>MOTION SENSOR</b> Olivia Webb	8	62.8	0:11.88	0:12.21 [5]	4.6L		0:36.16	+0
				Overall	1200m	(0:12.21)				
7	3	<b>ROMAN DAGGER</b> Gary Geran	3	Data was not able to be tracked for this horse		-:--:--	6.4L		-:--:--	----:--
8	8	<b>WHO'S IN WINNY</b> Montanna Savva	10	64.8	0:11.51	0:12.94 [8]	11.2L		0:37.28	+7
				1400m	1400m	(0:12.94)				

Scratched: Devine Falls (#5), Scapini (#7), Rapid Dude (#11), Mandalong Flag (#12), Smashing Lucas (#13)



Horse/Jockey Name	Captain Hook
Final Rank	1
Fastest Section Time (Section)	0:11.64 (1400m)
Top Speed [km/h] (Section)	65.5 (Overall)
Race State	Finished



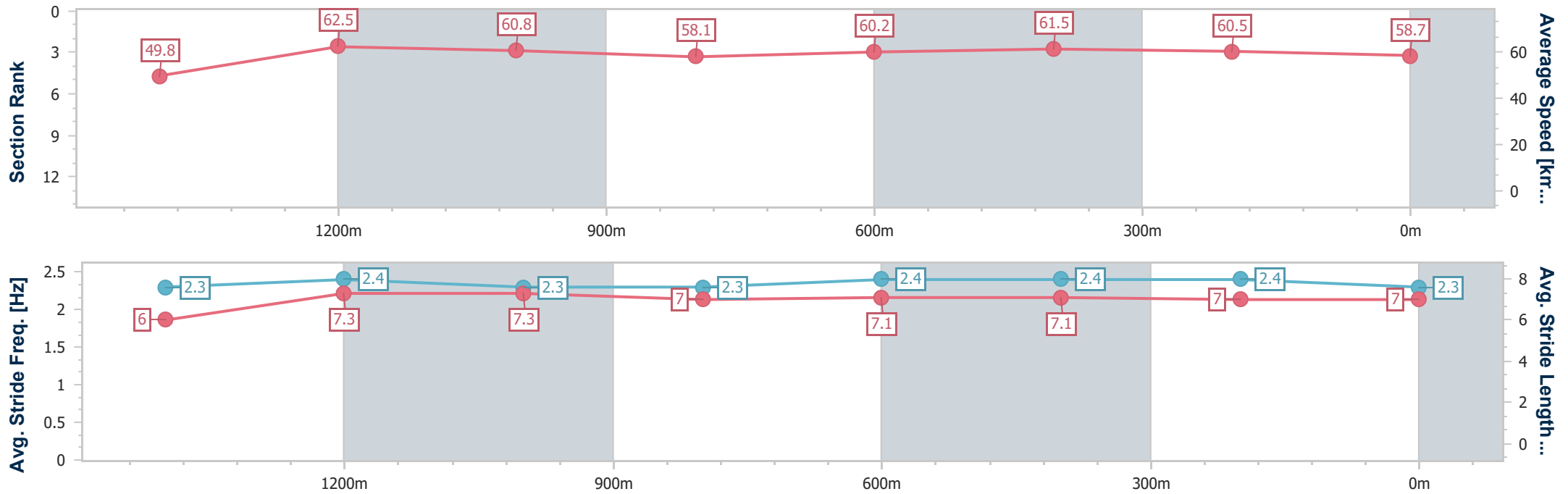
Toowoomba QLD Professional  
Race 3: SUBZERO AIRCONDITIONING Class 2 Handicap - 1625m



18 November 2023 - 18:36

Track Rating: Good 4 , Weather: Fine, Rail Position: +5m Entire

Section	Overall	1400m	1200m	1000m	800m	600m	400m	200m
Section Times	1:40.41 [1] (0:16.22)	1:24.19 [1] (0:11.64)	1:12.55 [1] (0:11.91)	1:00.64 [1] (0:12.47)	0:48.17 [1] (0:12.07)	0:36.10 [1] (0:11.88)	0:24.22 [1] (0:11.98)	0:12.24 [1] (0:12.24)
Average Speed [km/h]	49.8	62.5	60.8	58.1	60.2	61.5	60.5	58.7
Top Speed [km/h]	65.5	63.1	62.4	59.1	61.4	62.7	62.0	61.4
Avg. Dist. to Rail [m]	2.7	1.5	3.4	2.2	3.1	2.4	1.8	2.7
Avg. Stride Freq. [Hz]	2.3	2.4	2.3	2.3	2.4	2.4	2.4	2.3
Avg. Stride Length [m]	6.0	7.3	7.3	7.0	7.1	7.1	7.0	7.0



- [ ] Ranking at each section and finish
- .-.- No data available at this section
- NA No data available



Horse/Jockey Name	The Right Way
Final Rank	2
Fastest Section Time (Section)	0:11.69 (1400m)
Top Speed [km/h] (Section)	64.3 (Overall)
Race State	Finished



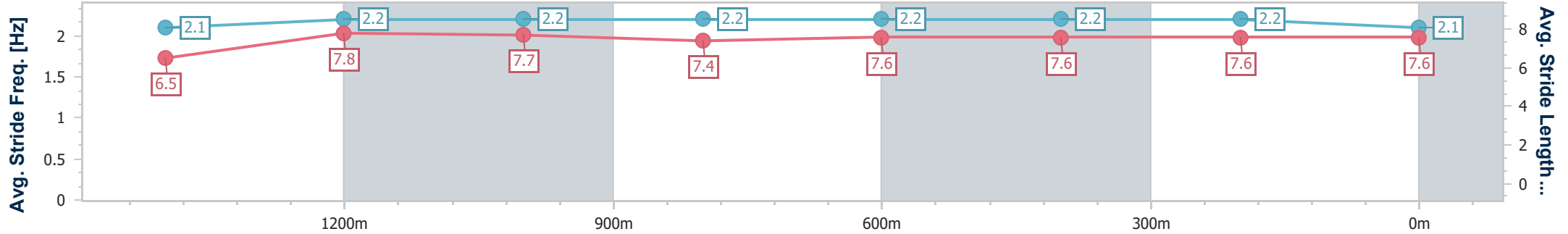
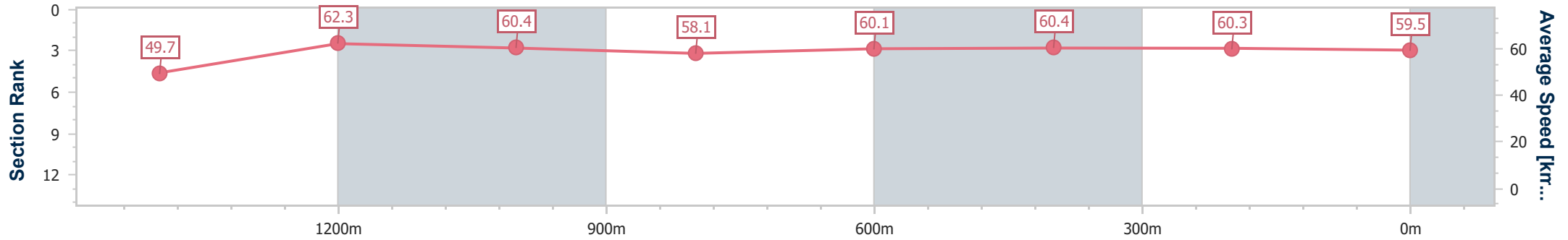
Toowoomba QLD Professional  
Race 3: SUBZERO AIRCONDITIONING Class 2 Handicap - 1625m



18 November 2023 - 18:36

Track Rating: Good 4 , Weather: Fine, Rail Position: +5m Entire

Section	Overall	1400m	1200m	1000m	800m	600m	400m	200m					
Section Times	1:40.66 [2] (0:16.44)	1:24.22 [2] (0:11.69)	1:12.53 [2] (0:11.94)	1:00.59 [2] (0:12.47)	0:48.12 [2] (0:12.02)	0:36.10 [2] (0:12.06)	0:24.04 [2] (0:11.95)	0:12.09 [2] (0:12.09)					
Average Speed [km/h]	49.7	62.3	60.4	58.1	60.1	60.4	60.3	59.5					
Top Speed [km/h]	64.3	64.2	61.8	59.0	61.7	60.9	60.9	60.2					
Avg. Dist. to Rail [m]	5.7	2.3	2.2	1.8	2.6	2.0	0.4	0.3					
Avg. Stride Freq. [Hz]	2.1	2.2	2.2	2.2	2.2	2.2	2.2	2.1					
Avg. Stride Length [m]	6.5	7.8	7.7	7.4	7.6	7.6	7.6	7.6					



- [ ] Ranking at each section and finish
- .-.- No data available at this section
- NA No data available



Horse/Jockey Name	Visual Element
Final Rank	3
Fastest Section Time (Section)	0:11.74 (1400m)
Top Speed [km/h] (Section)	66.7 (Overall)
Race State	Finished



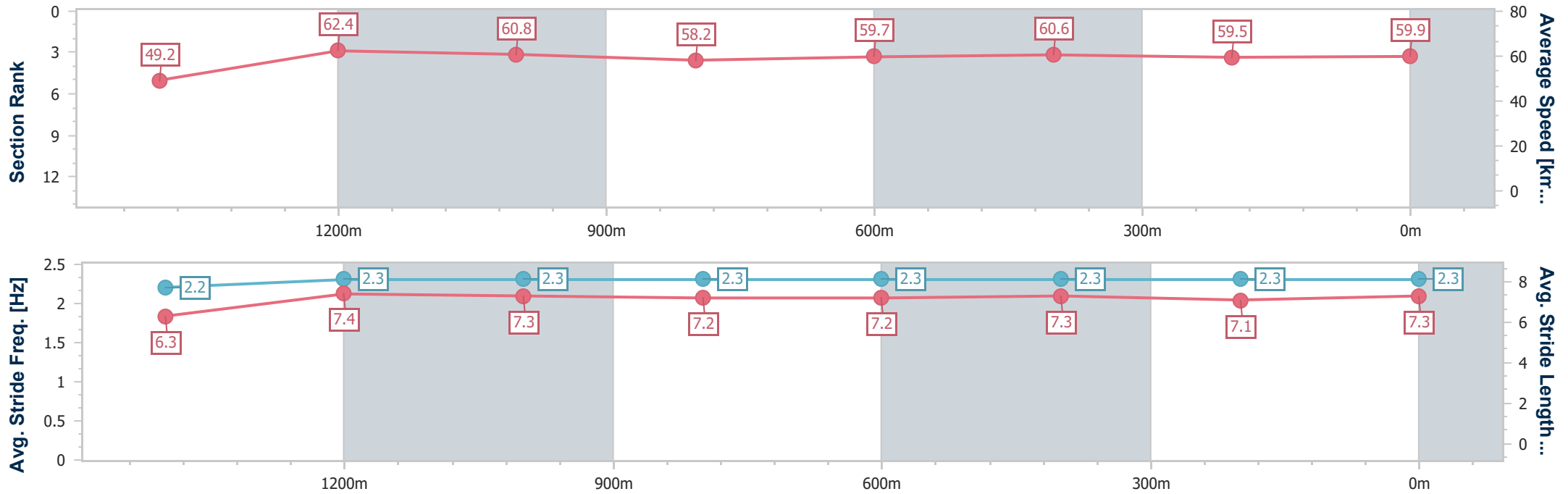
Toowoomba QLD Professional  
Race 3: SUBZERO AIRCONDITIONING Class 2 Handicap - 1625m



18 November 2023 - 18:36

Track Rating: Good 4 , Weather: Fine, Rail Position: +5m Entire

Section	Overall	1400m	1200m	1000m	800m	600m	400m	200m				
Section Times	1:40.80 [3] (0:16.49)	1:24.31 [3] (0:11.74)	1:12.57 [3] (0:11.90)	1:00.67 [3] (0:12.43)	0:48.24 [3] (0:12.13)	0:36.11 [3] (0:12.05)	0:24.06 [3] (0:12.10)	0:11.96 [3] (0:11.96)				
Average Speed [km/h]	49.2	62.4	60.8	58.2	59.7	60.6	59.5	59.9				
Top Speed [km/h]	66.7	65.6	62.6	59.0	62.1	62.6	61.0	62.0				
Avg. Dist. to Rail [m]	4.5	2.9	3.1	2.1	2.3	1.4	0.4	0.7				
Avg. Stride Freq. [Hz]	2.2	2.3	2.3	2.3	2.3	2.3	2.3	2.3				
Avg. Stride Length [m]	6.3	7.4	7.3	7.2	7.2	7.3	7.1	7.3				



- [ ] Ranking at each section and finish
- .-.- No data available at this section
- NA No data available



Horse/Jockey Name	Duchess Bree
Final Rank	4
Fastest Section Time (Section)	0:11.68 (200m)
Top Speed [km/h] (Section)	64.1 (Overall)
Race State	Finished



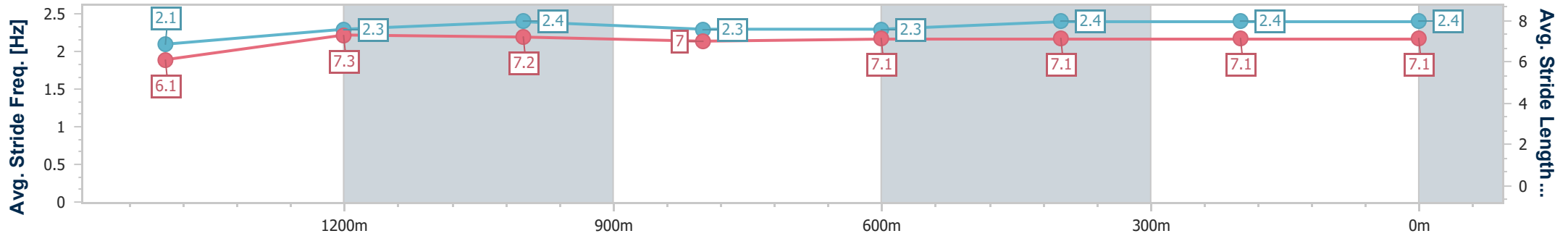
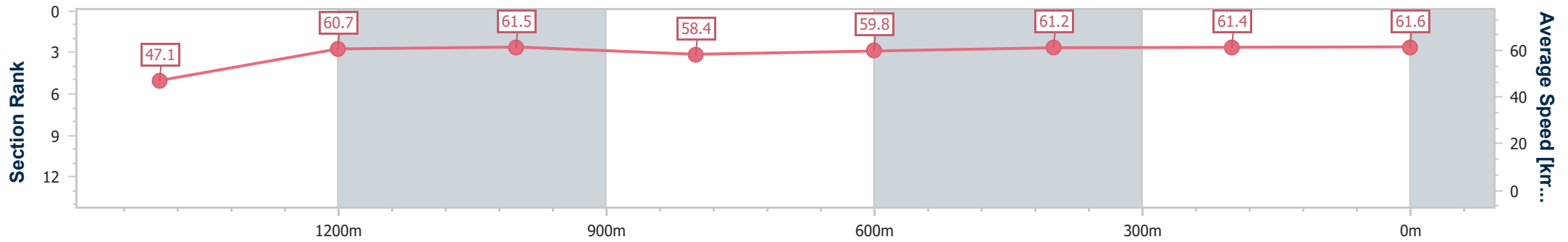
Toowoomba QLD Professional  
Race 3: SUBZERO AIRCONDITIONING Class 2 Handicap - 1625m



18 November 2023 - 18:36

Track Rating: Good 4 , Weather: Fine, Rail Position: +5m Entire

Section	Overall	1400m	1200m	1000m	800m	600m	400m	200m					
Section Times	1:40.81 [4] (0:17.31)	1:23.50 [7] (0:11.97)	1:11.53 [8] (0:11.76)	0:59.77 [8] (0:12.36)	0:47.41 [8] (0:12.10)	0:35.31 [8] (0:11.85)	0:23.46 [8] (0:11.78)	0:11.68 [7] (0:11.68)					
Average Speed [km/h]	47.1	60.7	61.5	58.4	59.8	61.2	61.4	61.6					
Top Speed [km/h]	64.1	63.1	62.3	60.9	61.0	62.4	63.2	63.0					
Avg. Dist. to Rail [m]	6.0	1.8	2.1	0.7	1.8	1.8	0.8	1.5					
Avg. Stride Freq. [Hz]	2.1	2.3	2.4	2.3	2.3	2.4	2.4	2.4					
Avg. Stride Length [m]	6.1	7.3	7.2	7.0	7.1	7.1	7.1	7.1					



- [ ] Ranking at each section and finish
- .-.- No data available at this section
- NA No data available



Horse/Jockey Name	Bearhug
Final Rank	5
Fastest Section Time (Section)	0:11.93 (1200m)
Top Speed [km/h] (Section)	65.6 (Overall)
Race State	Finished



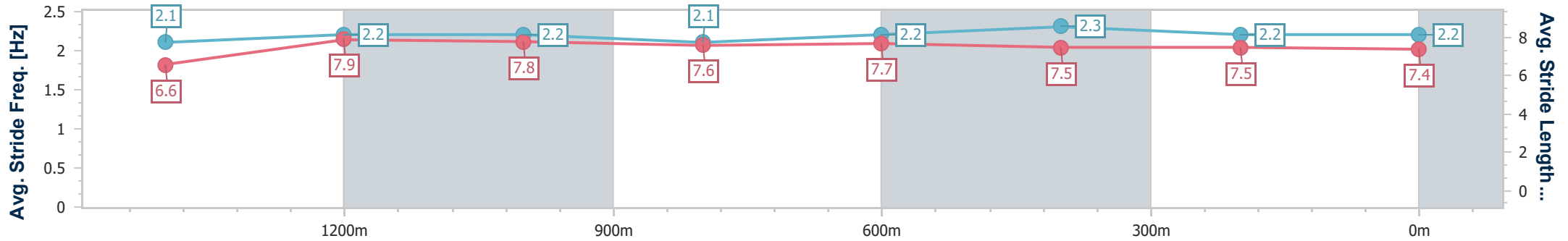
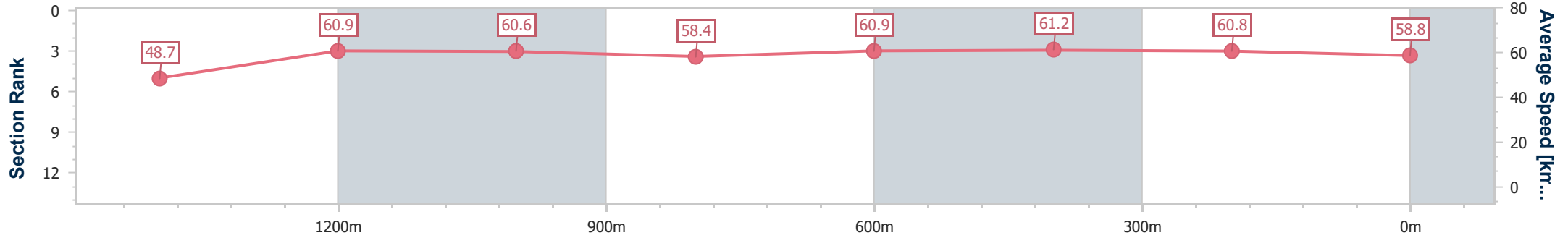
Toowoomba QLD Professional  
Race 3: SUBZERO AIRCONDITIONING Class 2 Handicap - 1625m



18 November 2023 - 18:36

Track Rating: Good 4 , Weather: Fine, Rail Position: +5m Entire

Section	Overall	1400m	1200m	1000m	800m	600m	400m	200m					
Section Times	1:41.23 [5] (0:16.69)	1:24.54 [5] (0:11.98)	1:12.56 [5] (0:11.93)	1:00.63 [5] (0:12.48)	0:48.15 [6] (0:11.96)	0:36.19 [5] (0:11.97)	0:24.22 [5] (0:11.98)	0:12.24 [4] (0:12.24)					
Average Speed [km/h]	48.7	60.9	60.6	58.4	60.9	61.2	60.8	58.8					
Top Speed [km/h]	65.6	62.6	61.8	60.1	61.9	61.9	61.5	59.9					
Avg. Dist. to Rail [m]	4.5	2.8	3.1	2.9	3.7	3.7	2.9	3.3					
Avg. Stride Freq. [Hz]	2.1	2.2	2.2	2.1	2.2	2.3	2.2	2.2					
Avg. Stride Length [m]	6.6	7.9	7.8	7.6	7.7	7.5	7.5	7.4					



- [ ] Ranking at each section and finish
- .-.- No data available at this section
- NA No data available



Horse/Jockey Name	Motion Sensor
Final Rank	6
Fastest Section Time (Section)	0:11.88 (1200m)
Top Speed [km/h] (Section)	62.8 (Overall)
Race State	Finished



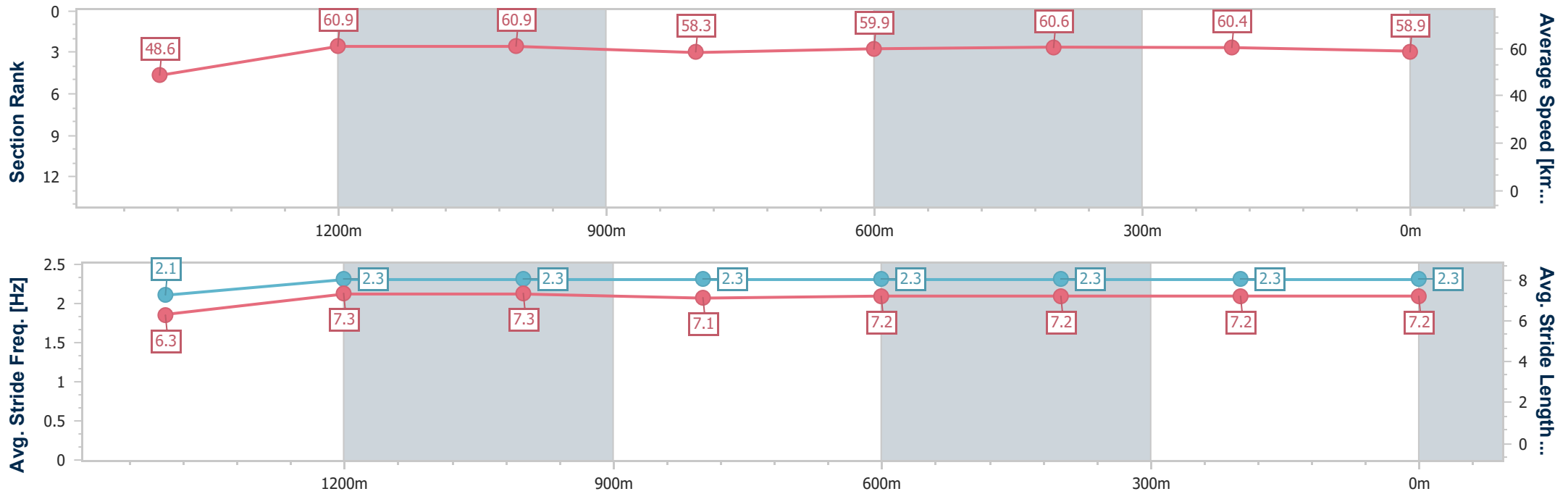
Toowoomba QLD Professional  
Race 3: SUBZERO AIRCONDITIONING Class 2 Handicap - 1625m



18 November 2023 - 18:36

Track Rating: Good 4 , Weather: Fine, Rail Position: +5m Entire

Section	Overall	1400m	1200m	1000m	800m	600m	400m	200m					
Section Times	1:41.24 [6] (0:16.83)	1:24.41 [6] (0:11.94)	1:12.47 [6] (0:11.88)	1:00.59 [6] (0:12.36)	0:48.23 [5] (0:12.07)	0:36.16 [6] (0:11.98)	0:24.18 [6] (0:11.97)	0:12.21 [5] (0:12.21)					
Average Speed [km/h]	48.6	60.9	60.9	58.3	59.9	60.6	60.4	58.9					
Top Speed [km/h]	62.8	62.5	61.5	59.3	61.6	61.8	61.6	61.1					
Avg. Dist. to Rail [m]	5.9	2.5	1.4	0.7	1.3	1.6	1.4	1.6					
Avg. Stride Freq. [Hz]	2.1	2.3	2.3	2.3	2.3	2.3	2.3	2.3					
Avg. Stride Length [m]	6.3	7.3	7.3	7.1	7.2	7.2	7.2	7.2					



- [ ] Ranking at each section and finish
- .-.- No data available at this section
- NA No data available





Horse/Jockey Name	Who's In Winny
Final Rank	8
Fastest Section Time (Section)	0:11.51 (1400m)
Top Speed [km/h] (Section)	64.8 (1400m)
Race State	Finished



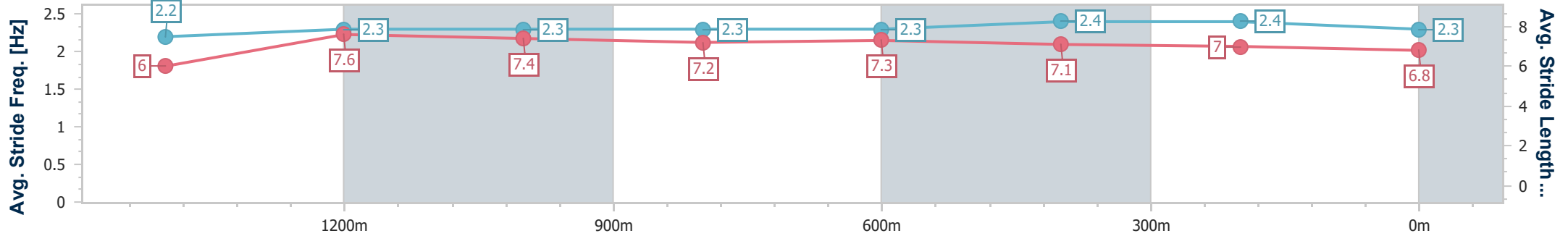
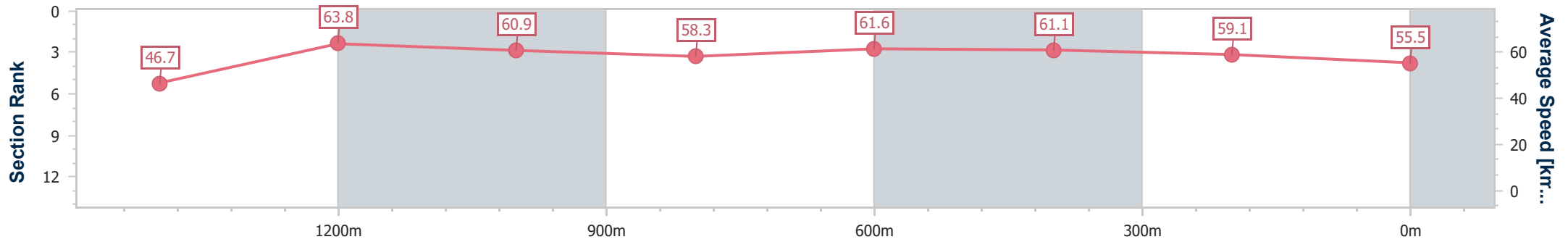
Toowoomba QLD Professional  
Race 3: SUBZERO AIRCONDITIONING Class 2 Handicap - 1625m



18 November 2023 - 18:36

Track Rating: Good 4 , Weather: Fine, Rail Position: +5m Entire

Section	Overall	1400m	1200m	1000m	800m	600m	400m	200m					
Section Times	1:42.41 [8] (0:17.40)	1:25.01 [8] (0:11.51)	1:13.50 [7] (0:11.86)	1:01.64 [7] (0:12.51)	0:49.13 [7] (0:11.85)	0:37.28 [7] (0:11.98)	0:25.30 [7] (0:12.36)	0:12.94 [8] (0:12.94)					
Average Speed [km/h]	46.7	63.8	60.9	58.3	61.6	61.1	59.1	55.5					
Top Speed [km/h]	64.4	64.8	62.1	60.2	62.9	62.9	60.3	57.3					
Avg. Dist. to Rail [m]	5.6	3.3	4.4	3.5	3.4	3.6	3.5	1.9					
Avg. Stride Freq. [Hz]	2.2	2.3	2.3	2.3	2.3	2.4	2.4	2.3					
Avg. Stride Length [m]	6.0	7.6	7.4	7.2	7.3	7.1	7.0	6.8					



- [ ] Ranking at each section and finish
- .-.- No data available at this section
- NA No data available



Horse/Jockey Name	Roman Dagger
Final Rank	7
Fastest Section Time (Section)	-:--:--
Top Speed [km/h] (Section)	--.-
Race State	DidNotTrack



Toowoomba QLD Professional  
 Race 3: SUBZERO AIRCONDITIONING Class 2 Handicap -  
 1625m



18 November 2023 - 18:36

Track Rating: Good 4 , Weather: Fine, Rail Position: +5m Entire

Section	Overall	1400m	1200m	1000m	800m	600m	400m	200m					
Section Times	-:--:--	-:--:--	-:--:--	-:--:--	-:--:--	-:--:--	-:--:--	-:--:--	-:--:--				
Average Speed [km/h]	--.-	--.-	--.-	--.-	--.-	--.-	--.-	--.-	--.-				
Top Speed [km/h]	--.-	--.-	--.-	--.-	--.-	--.-	--.-	--.-	--.-				
Avg. Dist. to Rail [m]	--	--	--	--	--	--	--	--	--				
Avg. Stride Freq. [Hz]	--.-	--.-	--.-	--.-	--.-	--.-	--.-	--.-	--.-				
Avg. Stride Length [m]	--.-	--.-	--.-	--.-	--.-	--.-	--.-	--.-	--.-				

- [ ] Ranking at each section and finish
- :--:-- No data available at this section
- NA No data available