



**Sunshine Coast QLD Professional**  
**Race 10: SUNSHINE COAST BUSINESS SOLUTIONS QTIS Three-Year-Old Handicap - 1000m**  
**18 November 2023 - 17:50**



Track Rating: Good 4, Weather: Overcast, Rail Position: True

Section											Last 600m		
Field Times		Overall	800m	600m	400m	200m						0:34.66	
		0:58.11 (0:12.83)	0:45.28 (0:10.62)	0:34.66 (0:11.11)	0:23.55 (0:11.21)	0:12.34 (0:12.34)							
Rank	TAB	Horse/Jockey	Barrier	Top Speed [km/h]	Fastest Section						Margin	Distance Travelled [m]	
1	10	<b>OUTWEIGHED</b>	9	70.5	0:10.60	0:58.11 [1]	0:44.94 [8]	0:34.34 [8]	0:23.23 [6]	0:12.17 [5]	0:58.11	0:34.34	
		Sean Cormack		800m	800m	(0:13.17)	(0:10.60)	(0:11.11)	(0:11.06)	(0:12.17)			
2	1	<b>PARTY FOR TWO</b>	11	70.0	0:10.69	0:58.11 [2]	0:45.22 [3]	0:34.53 [4]	0:23.37 [4]	0:12.31 [2]	0.1L	0:34.53	+0
		Cejay Graham		Overall	800m	(0:12.89)	(0:10.69)	(0:11.16)	(0:11.06)	(0:12.31)			
3	5	<b>DEFIANT SPIRIT</b>	2	70.9	0:10.69	0:58.14 [3]	0:45.31 [1]	0:34.62 [2]	0:23.54 [2]	0:12.37 [1]	0.2L	0:34.62	-4
		Ryan Maloney		Overall	800m	(0:12.83)	(0:10.69)	(0:11.08)	(0:11.17)	(0:12.37)			
4	6	<b>TIGER SHARK</b>	12	71.0	0:10.75	0:58.18 [4]	0:45.03 [7]	0:34.28 [9]	0:23.20 [9]	0:12.37 [3]	0.4L	0:34.28	+2
		Damien Thornton		800m	800m	(0:13.15)	(0:10.75)	(0:11.08)	(0:10.83)	(0:12.37)			
5	13	<b>SPIRIT OF MAC</b>	4	70.4	0:10.46	0:58.27 [5]	0:45.04 [9]	0:34.58 [6]	0:23.40 [5]	0:12.14 [6]	0.8L	0:34.58	-6
		Mark Du Plessis		800m	800m	(0:13.23)	(0:10.46)	(0:11.18)	(0:11.26)	(0:12.14)			
6	3	<b>MISHANI RENEGADE</b>	7	69.3	0:10.67	0:58.56 [6]	0:45.17 [10]	0:34.50 [10]	0:23.44 [10]	0:12.15 [9]	2.3L	0:34.50	-6
		Boris Thornton		800m	800m	(0:13.39)	(0:10.67)	(0:11.06)	(0:11.29)	(0:12.15)			
7	2	<b>MISHANI ROYALE</b>	8	71.5	0:10.68	0:58.66 [7]	0:45.76 [4]	0:35.08 [3]	0:23.77 [7]	0:12.51 [7]	2.8L	0:35.08	+1
		Ben Thompson		Overall	800m	(0:12.90)	(0:10.68)	(0:11.31)	(0:11.26)	(0:12.51)			
8	8	<b>SHOT OF WHISKEY</b>	3	71.4	0:10.68	0:58.74 [8]	0:45.81 [5]	0:35.13 [5]	0:24.08 [3]	0:12.81 [4]	3.1L	0:35.13	-2
		Kyle Wilson-Taylor		800m	800m	(0:12.93)	(0:10.68)	(0:11.05)	(0:11.27)	(0:12.81)			
9	11	<b>UPSTART LEGEND</b>	5	70.5	0:10.63	0:59.65 [9]	0:46.55 [6]	0:35.92 [7]	0:24.74 [8]	0:13.10 [10]	8.4L	0:35.92	-2
		Micheal Hellyer		800m	800m	(0:13.10)	(0:10.63)	(0:11.18)	(0:11.64)	(0:13.10)			
10	4	<b>ROWEINER'S DANCE</b>	1	70.3	0:10.60	0:59.94 [10]	0:47.09 [2]	0:36.49 [1]	0:25.38 [1]	0:13.73 [8]	9.9L	0:36.49	-8
		Andrew Mallyon		Overall	800m	(0:12.85)	(0:10.60)	(0:11.11)	(0:11.65)	(0:13.73)			

Scratched: North Of Eli (#9), Rubaahy (#12), Tungen Ready (#14), Femme Fatale (#7)

[ ] Ranking at each section and finish  
 -:-:- No data available at this section  
 NA No data available

SCN Saddle cloth number  
 DNF Did not finish  
 DNT Did not track



Horse/Jockey Name	Outweighed
Final Rank	1
Fastest Section Time (Section)	0:10.60 (800m)
Top Speed [km/h] (Section)	70.5 (800m)
Race State	Finished



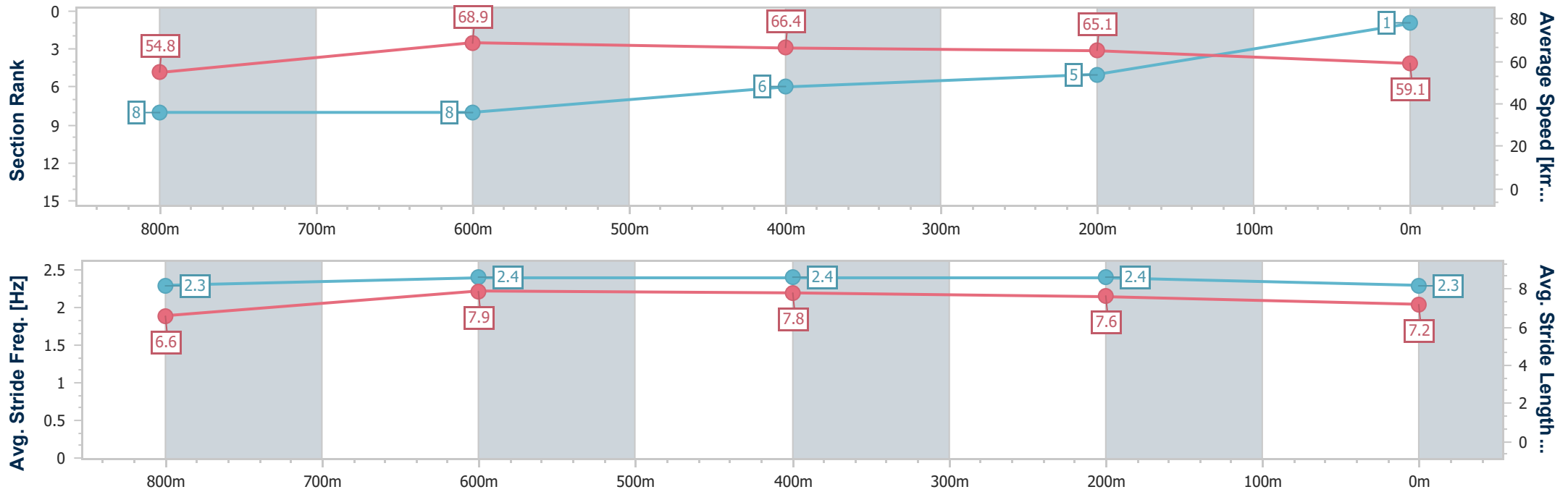
Sunshine Coast QLD Professional  
 Race 10: SUNSHINE COAST BUSINESS SOLUTIONS QTIS  
 Three-Year-Old Handicap - 1000m



18 November 2023 - 17:50

Track Rating: Good 4, Weather: Overcast, Rail Position: True

Section	Overall	800m	600m	400m	200m
Section Times	0:58.11 [1] (0:13.17)	0:44.94 [8] (0:10.60)	0:34.34 [8] (0:11.11)	0:23.23 [6] (0:11.06)	0:12.17 [5] (0:12.17)
Average Speed [km/h]	54.8	68.9	66.4	65.1	59.1
Top Speed [km/h]	70.4	70.5	68.1	66.7	62.6
Avg. Dist. to Rail [m]	7.7	3.8	4.5	8.8	8.2
Avg. Stride Freq. [Hz]	2.3	2.4	2.4	2.4	2.3
Avg. Stride Length [m]	6.6	7.9	7.8	7.6	7.2



- [ ] Ranking at each section and finish
- .-.- No data available at this section
- NA No data available



Horse/Jockey Name	Party For Two
Final Rank	2
Fastest Section Time (Section)	0:10.69 (800m)
Top Speed [km/h] (Section)	70.0 (Overall)
Race State	Finished



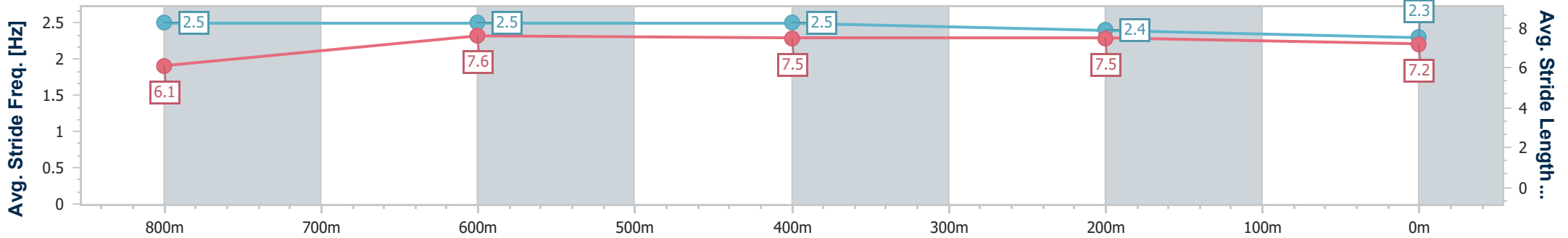
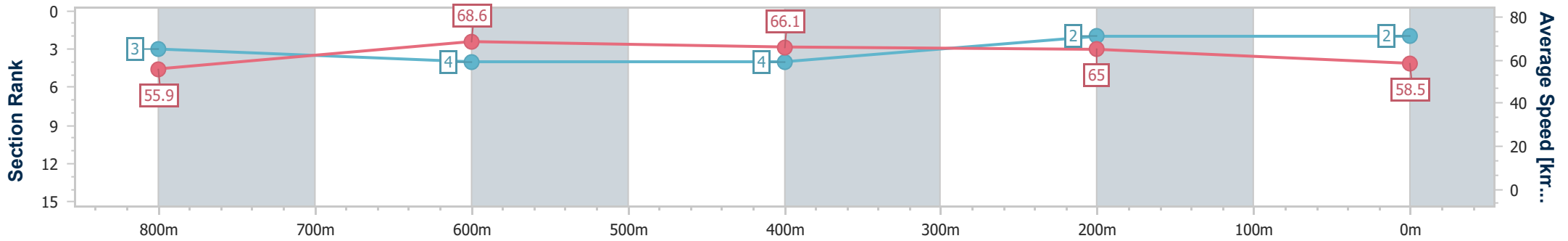
Sunshine Coast QLD Professional  
 Race 10: SUNSHINE COAST BUSINESS SOLUTIONS QTIS  
 Three-Year-Old Handicap - 1000m



18 November 2023 - 17:50

Track Rating: Good 4, Weather: Overcast, Rail Position: True

Section	Overall	800m	600m	400m	200m
Section Times	0:58.11 [2] (0:12.89)	0:45.22 [3] (0:10.69)	0:34.53 [4] (0:11.16)	0:23.37 [4] (0:11.06)	0:12.31 [2] (0:12.31)
Average Speed [km/h]	55.9	68.6	66.1	65.0	58.5
Top Speed [km/h]	70.0	69.6	68.2	66.5	62.6
Avg. Dist. to Rail [m]	9.3	5.4	4.1	5.0	5.0
Avg. Stride Freq. [Hz]	2.5	2.5	2.5	2.4	2.3
Avg. Stride Length [m]	6.1	7.6	7.5	7.5	7.2



- [ ] Ranking at each section and finish
- .-.- No data available at this section
- NA No data available



Horse/Jockey Name	Defiant Spirit
Final Rank	3
Fastest Section Time (Section)	0:10.69 (800m)
Top Speed [km/h] (Section)	70.9 (Overall)
Race State	Finished



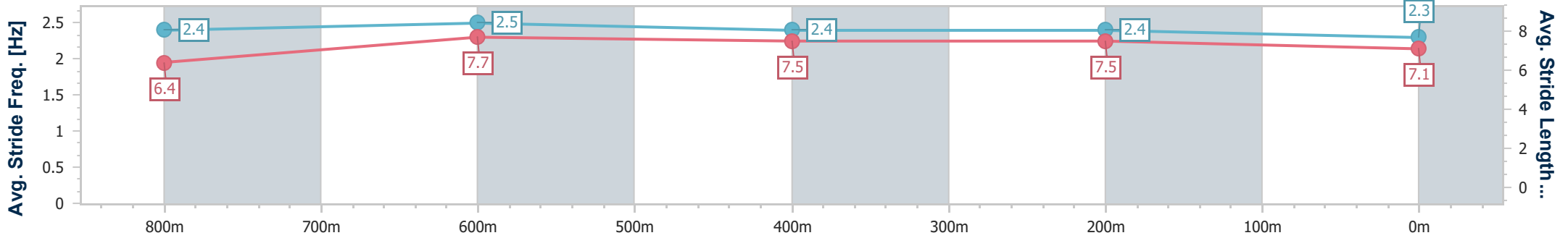
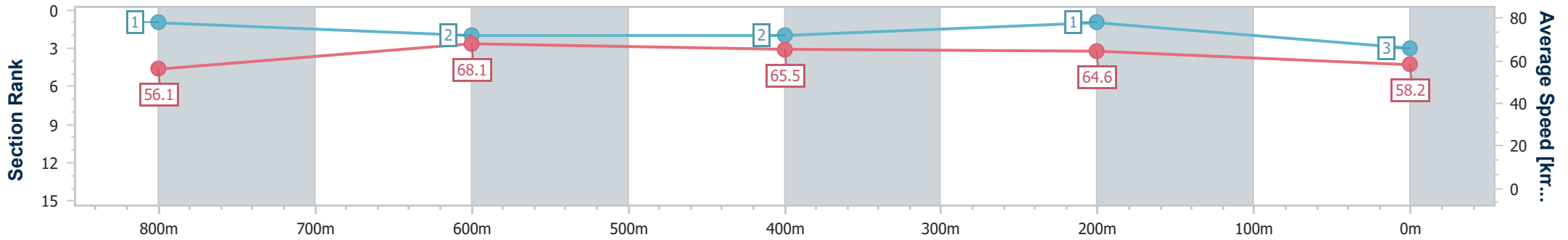
Sunshine Coast QLD Professional  
 Race 10: SUNSHINE COAST BUSINESS SOLUTIONS QTIS  
 Three-Year-Old Handicap - 1000m



18 November 2023 - 17:50

Track Rating: Good 4, Weather: Overcast, Rail Position: True

Section	Overall	800m	600m	400m	200m
Section Times	0:58.14 [3] (0:12.83)	0:45.31 [1] (0:10.69)	0:34.62 [2] (0:11.08)	0:23.54 [2] (0:11.17)	0:12.37 [1] (0:12.37)
Average Speed [km/h]	56.1	68.1	65.5	64.6	58.2
Top Speed [km/h]	70.9	70.8	66.8	65.8	62.1
Avg. Dist. to Rail [m]	4.5	3.3	1.9	1.3	1.8
Avg. Stride Freq. [Hz]	2.4	2.5	2.4	2.4	2.3
Avg. Stride Length [m]	6.4	7.7	7.5	7.5	7.1



- [ ] Ranking at each section and finish
- .-.- No data available at this section
- NA No data available



Horse/Jockey Name	Tiger Shark
Final Rank	4
Fastest Section Time (Section)	0:10.75 (800m)
Top Speed [km/h] (Section)	71.0 (800m)
Race State	Finished



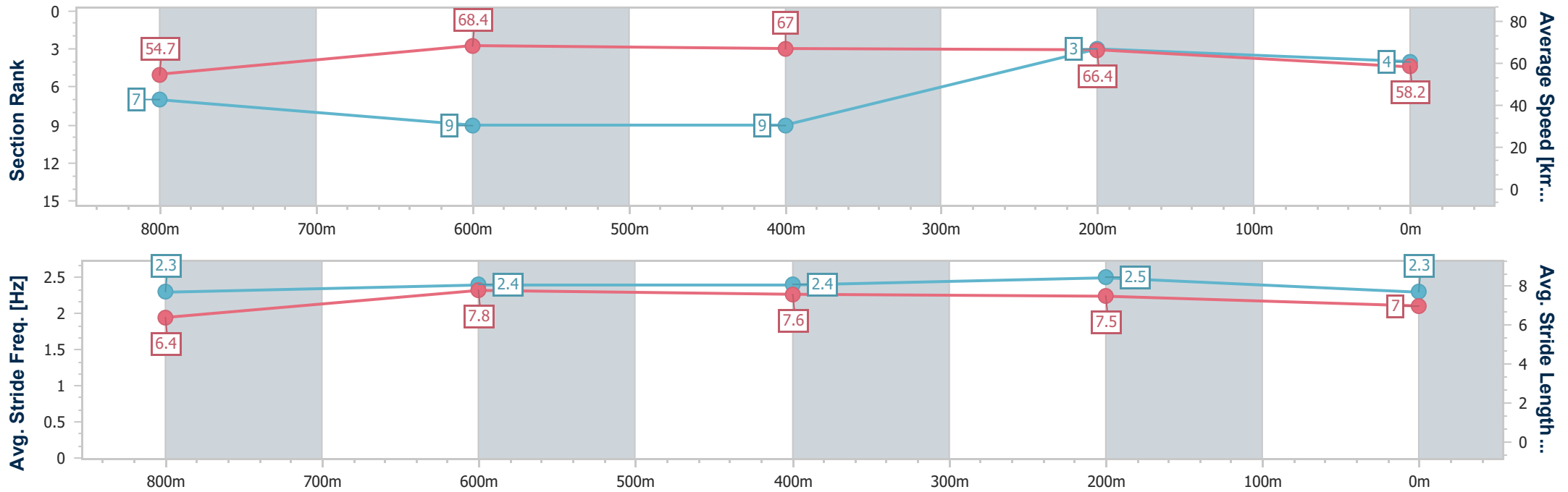
Sunshine Coast QLD Professional  
 Race 10: SUNSHINE COAST BUSINESS SOLUTIONS QTIS  
 Three-Year-Old Handicap - 1000m



18 November 2023 - 17:50

Track Rating: Good 4, Weather: Overcast, Rail Position: True

Section	Overall	800m	600m	400m	200m
Section Times	0:58.18 [4] (0:13.15)	0:45.03 [7] (0:10.75)	0:34.28 [9] (0:11.08)	0:23.20 [9] (0:10.83)	0:12.37 [3] (0:12.37)
Average Speed [km/h]	54.7	68.4	67.0	66.4	58.2
Top Speed [km/h]	71.0	71.0	67.3	67.5	64.0
Avg. Dist. to Rail [m]	12.3	6.3	4.8	5.4	6.1
Avg. Stride Freq. [Hz]	2.3	2.4	2.4	2.5	2.3
Avg. Stride Length [m]	6.4	7.8	7.6	7.5	7.0



- [ ] Ranking at each section and finish
- .-.- No data available at this section
- NA No data available



Horse/Jockey Name	Spirit Of Mac
Final Rank	5
Fastest Section Time (Section)	0:10.46 (800m)
Top Speed [km/h] (Section)	70.4 (800m)
Race State	Finished



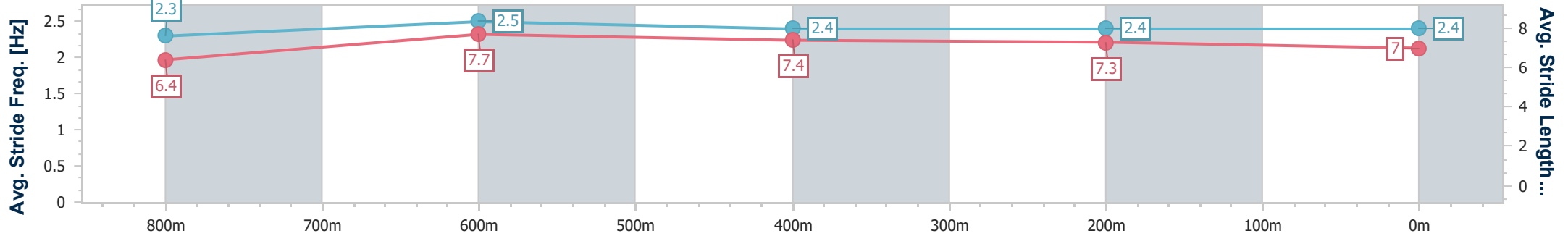
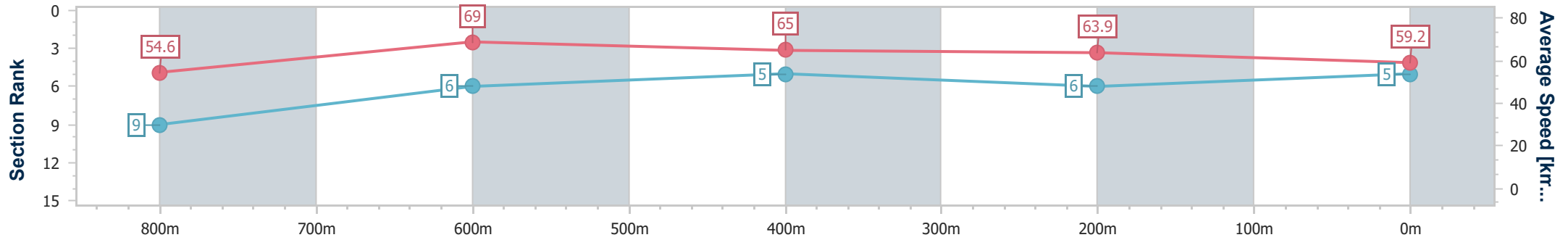
Sunshine Coast QLD Professional  
 Race 10: SUNSHINE COAST BUSINESS SOLUTIONS QTIS  
 Three-Year-Old Handicap - 1000m



18 November 2023 - 17:50

Track Rating: Good 4, Weather: Overcast, Rail Position: True

Section	Overall	800m	600m	400m	200m
Section Times	0:58.27 [5] (0:13.23)	0:45.04 [9] (0:10.46)	0:34.58 [6] (0:11.18)	0:23.40 [5] (0:11.26)	0:12.14 [6] (0:12.14)
Average Speed [km/h]	54.6	69.0	65.0	63.9	59.2
Top Speed [km/h]	69.3	70.4	65.7	65.1	63.0
Avg. Dist. to Rail [m]	4.4	1.6	1.2	0.9	0.2
Avg. Stride Freq. [Hz]	2.3	2.5	2.4	2.4	2.4
Avg. Stride Length [m]	6.4	7.7	7.4	7.3	7.0



- [ ] Ranking at each section and finish
- .-.- No data available at this section
- NA No data available



Horse/Jockey Name	Mishani Renegade
Final Rank	6
Fastest Section Time (Section)	0:10.67 (800m)
Top Speed [km/h] (Section)	69.3 (800m)
Race State	Finished



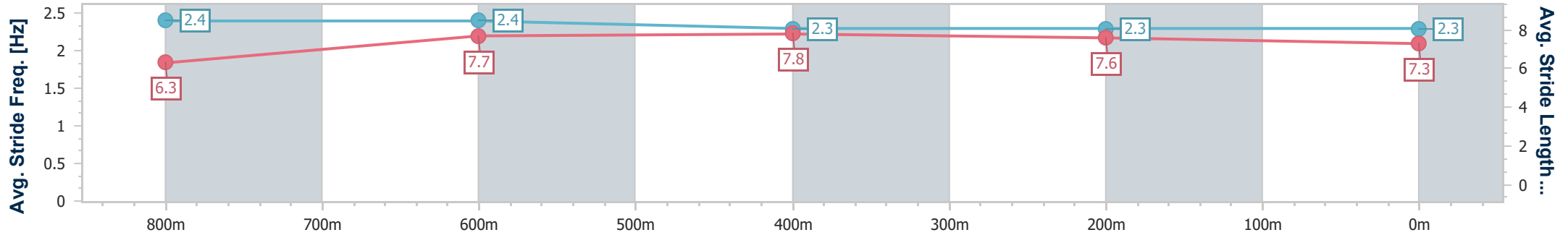
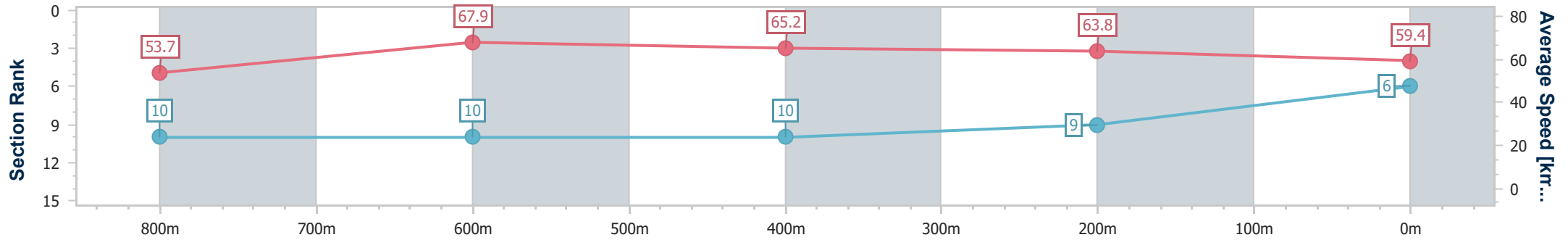
Sunshine Coast QLD Professional  
 Race 10: SUNSHINE COAST BUSINESS SOLUTIONS QTIS  
 Three-Year-Old Handicap - 1000m



18 November 2023 - 17:50

Track Rating: Good 4, Weather: Overcast, Rail Position: True

Section	Overall	800m	600m	400m	200m
Section Times	0:58.56 [6] (0:13.39)	0:45.17 [10] (0:10.67)	0:34.50 [10] (0:11.06)	0:23.44 [10] (0:11.29)	0:12.15 [9] (0:12.15)
Average Speed [km/h]	53.7	67.9	65.2	63.8	59.4
Top Speed [km/h]	68.9	69.3	67.8	65.4	62.2
Avg. Dist. to Rail [m]	6.6	2.4	0.7	0.7	4.9
Avg. Stride Freq. [Hz]	2.4	2.4	2.3	2.3	2.3
Avg. Stride Length [m]	6.3	7.7	7.8	7.6	7.3



- [ ] Ranking at each section and finish
- .-.- No data available at this section
- NA No data available



Horse/Jockey Name	Mishani Royale
Final Rank	7
Fastest Section Time (Section)	0:10.68 (800m)
Top Speed [km/h] (Section)	71.5 (Overall)
Race State	Finished



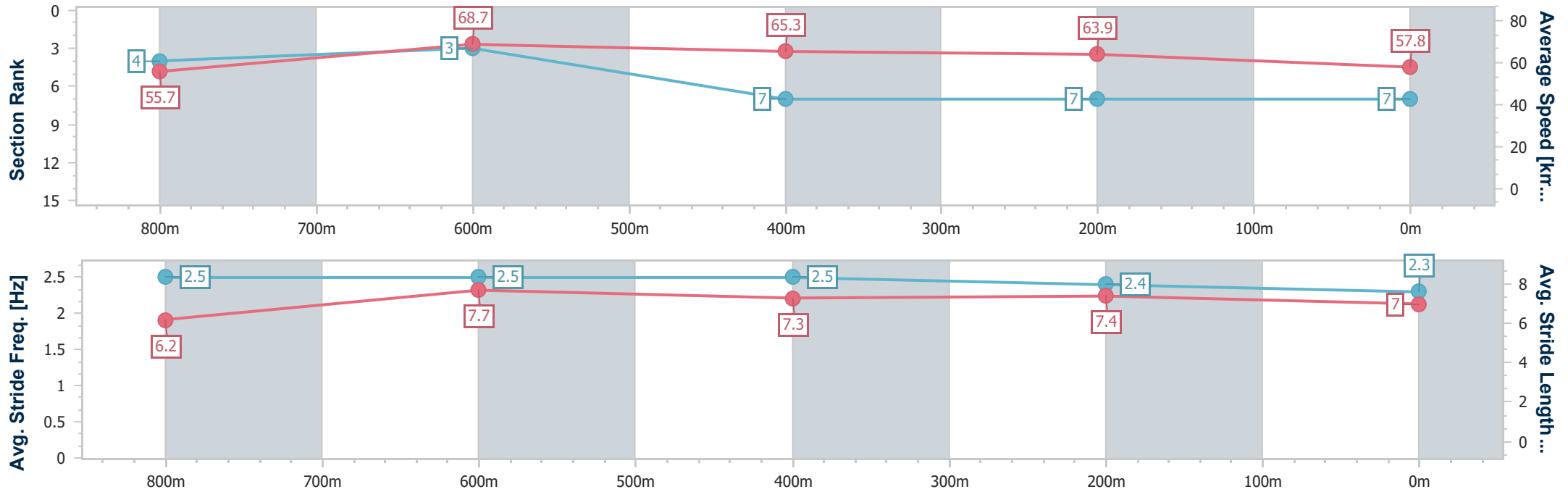
Sunshine Coast QLD Professional  
 Race 10: SUNSHINE COAST BUSINESS SOLUTIONS QTIS  
 Three-Year-Old Handicap - 1000m



18 November 2023 - 17:50

Track Rating: Good 4, Weather: Overcast, Rail Position: True

Section	Overall	800m	600m	400m	200m
Section Times	0:58.66 [7] (0:12.90)	0:45.76 [4] (0:10.68)	0:35.08 [3] (0:11.31)	0:23.77 [7] (0:11.26)	0:12.51 [7] (0:12.51)
Average Speed [km/h]	55.7	68.7	65.3	63.9	57.8
Top Speed [km/h]	71.5	71.4	66.0	66.0	62.2
Avg. Dist. to Rail [m]	9.2	4.8	4.3	6.3	7.9
Avg. Stride Freq. [Hz]	2.5	2.5	2.5	2.4	2.3
Avg. Stride Length [m]	6.2	7.7	7.3	7.4	7.0



- [ ] Ranking at each section and finish
- .-.- No data available at this section
- NA No data available





Horse/Jockey Name	Shot Of Whiskey
Final Rank	8
Fastest Section Time (Section)	0:10.68 (800m)
Top Speed [km/h] (Section)	71.4 (800m)
Race State	Finished



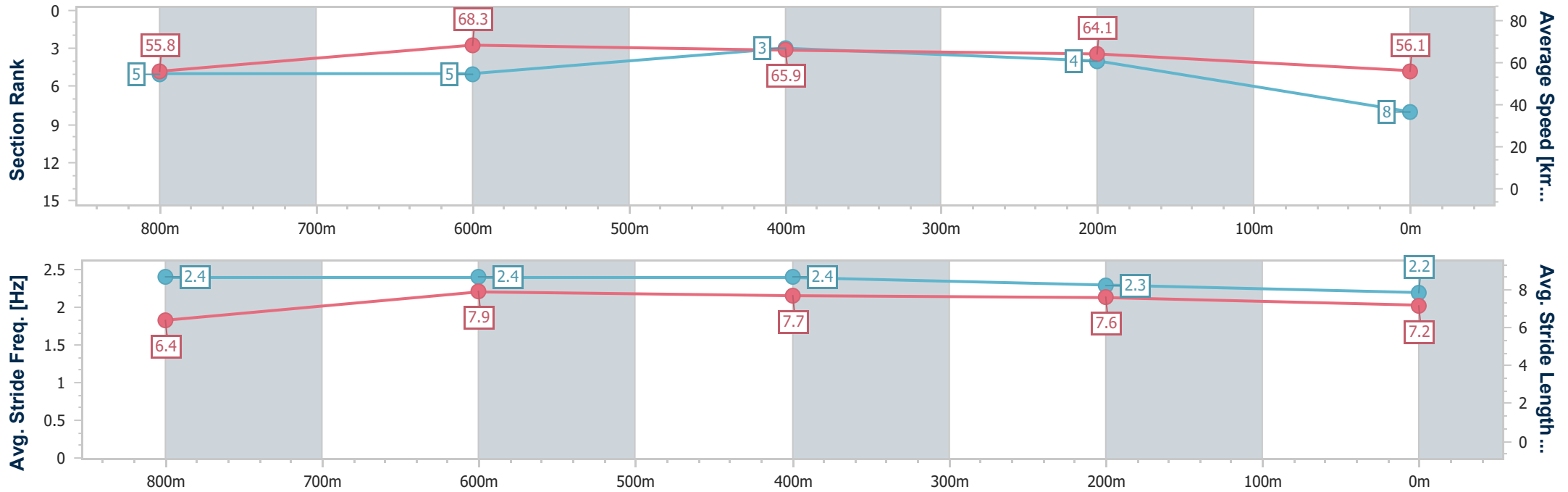
Sunshine Coast QLD Professional  
 Race 10: SUNSHINE COAST BUSINESS SOLUTIONS QTIS  
 Three-Year-Old Handicap - 1000m



18 November 2023 - 17:50

Track Rating: Good 4, Weather: Overcast, Rail Position: True

Section	Overall	800m	600m	400m	200m
Section Times	0:58.74 [8] (0:12.93)	0:45.81 [5] (0:10.68)	0:35.13 [5] (0:11.05)	0:24.08 [3] (0:11.27)	0:12.81 [4] (0:12.81)
Average Speed [km/h]	55.8	68.3	65.9	64.1	56.1
Top Speed [km/h]	71.4	71.4	68.8	67.2	60.9
Avg. Dist. to Rail [m]	5.3	4.5	1.9	2.5	3.6
Avg. Stride Freq. [Hz]	2.4	2.4	2.4	2.3	2.2
Avg. Stride Length [m]	6.4	7.9	7.7	7.6	7.2



- [ ] Ranking at each section and finish
- .-.- No data available at this section
- NA No data available



Horse/Jockey Name	Upstart Legend
Final Rank	9
Fastest Section Time (Section)	0:10.63 (800m)
Top Speed [km/h] (Section)	70.5 (800m)
Race State	Finished



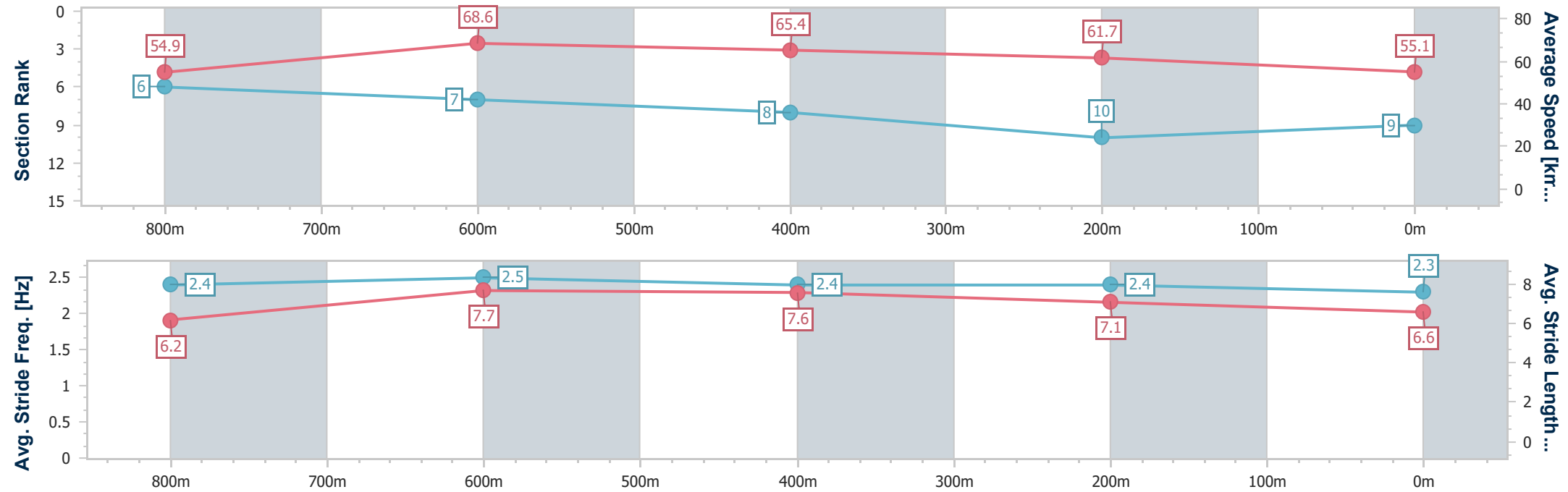
Sunshine Coast QLD Professional  
 Race 10: SUNSHINE COAST BUSINESS SOLUTIONS QTIS  
 Three-Year-Old Handicap - 1000m



18 November 2023 - 17:50

Track Rating: Good 4, Weather: Overcast, Rail Position: True

Section	Overall	800m	600m	400m	200m
Section Times	0:59.65 [9] (0:13.10)	0:46.55 [6] (0:10.63)	0:35.92 [7] (0:11.18)	0:24.74 [8] (0:11.64)	0:13.10 [10] (0:13.10)
Average Speed [km/h]	54.9	68.6	65.4	61.7	55.1
Top Speed [km/h]	69.4	70.5	66.7	64.7	60.1
Avg. Dist. to Rail [m]	6.8	3.3	2.5	2.9	3.1
Avg. Stride Freq. [Hz]	2.4	2.5	2.4	2.4	2.3
Avg. Stride Length [m]	6.2	7.7	7.6	7.1	6.6



- [ ] Ranking at each section and finish
- .-.- No data available at this section
- NA No data available



Horse/Jockey Name	Roweiner's Dance
Final Rank	10
Fastest Section Time (Section)	0:10.60 (800m)
Top Speed [km/h] (Section)	70.3 (Overall)
Race State	Finished



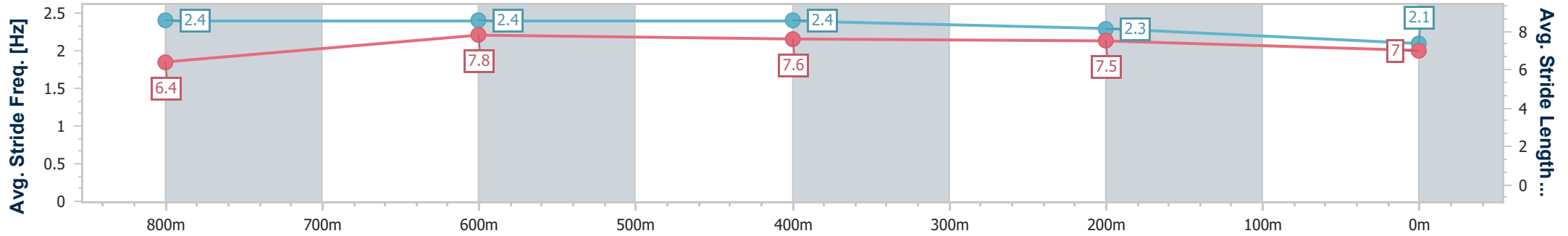
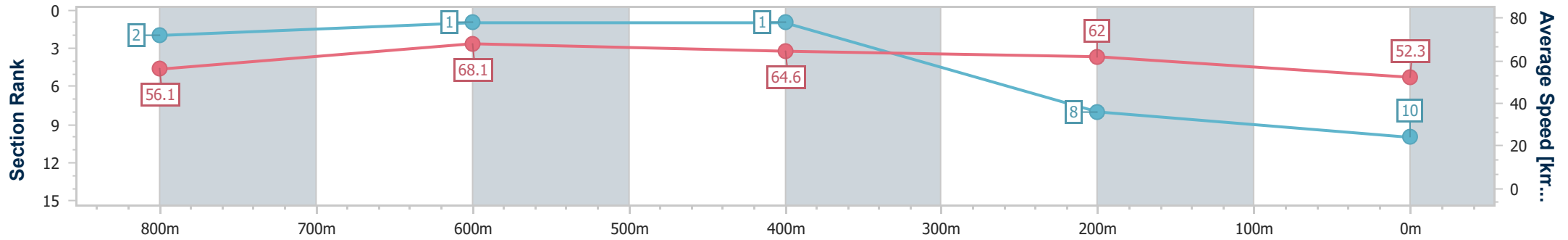
Sunshine Coast QLD Professional  
 Race 10: SUNSHINE COAST BUSINESS SOLUTIONS QTIS  
 Three-Year-Old Handicap - 1000m



18 November 2023 - 17:50

Track Rating: Good 4, Weather: Overcast, Rail Position: True

Section	Overall	800m	600m	400m	200m
Section Times	0:59.94 [10] (0:12.85)	0:47.09 [2] (0:10.60)	0:36.49 [1] (0:11.11)	0:25.38 [1] (0:11.65)	0:13.73 [8] (0:13.73)
Average Speed [km/h]	56.1	68.1	64.6	62.0	52.3
Top Speed [km/h]	70.3	70.3	65.4	64.1	58.1
Avg. Dist. to Rail [m]	3.6	1.5	0.5	0.5	0.5
Avg. Stride Freq. [Hz]	2.4	2.4	2.4	2.3	2.1
Avg. Stride Length [m]	6.4	7.8	7.6	7.5	7.0



- [ ] Ranking at each section and finish
- .-.- No data available at this section
- NA No data available