



# Sunshine Coast QLD Professional

## Race 9: THE WHARF MOOLOOLABA SWISS ACE PLATE - 1000m

18 November 2023 - 17:11



Track Rating: Good 4, Weather: Overcast, Rail Position: True

Section		Overall									Last 600m		
Field Times		0:57.10									0:33.71		
		(0:12.96)									(0:11.66)		
		800m			600m			400m			200m		
		0:44.14			0:33.71			0:22.66			0:11.66		
		(0:10.43)			(0:11.05)			(0:11.00)			(0:11.66)		
Rank	TAB	Horse/Jockey	Barrier	Top Speed [km/h]	Fastest Section	Overall	800m	600m	400m	200m	Margin	Last 600m	Distance Travelled [m]
1	3	NETTUNO	6	70.3	0:10.43	0:57.10 [1]	0:43.81 [6]	0:33.38 [5]	0:22.50 [4]	0:11.66 [1]	0:57.10	0:33.38	
		Ben Thompson		800m	800m	(0:13.29)	(0:10.43)	(0:10.88)	(0:10.84)	(0:11.66)			
2	2	SHOOTING FOR GOLD	14	70.8	0:10.51	0:57.46 [2]	0:44.09 [7]	0:33.58 [8]	0:22.75 [6]	0:11.95 [2]	2L	0:33.58	+8
		Justin Huxtable		800m	800m	(0:13.37)	(0:10.51)	(0:10.83)	(0:10.80)	(0:11.95)			
3	7	EF TROOP	13	70.3	0:10.47	0:57.47 [3]	0:43.73 [11]	0:33.26 [11]	0:22.42 [11]	0:11.66 [9]	2.1L	0:33.26	+4
		Damien Thornton		600m	800m	(0:13.74)	(0:10.47)	(0:10.84)	(0:10.76)	(0:11.66)			
4	6	ZOUSTYLE	12	71.0	0:10.51	0:57.63 [4]	0:44.65 [3]	0:34.14 [4]	0:23.02 [5]	0:11.98 [4]	2.9L	0:34.14	+7
		Ryan Maloney		800m	800m	(0:12.98)	(0:10.51)	(0:11.12)	(0:11.04)	(0:11.98)			
5	4	THE BIG GOODBYE	1	68.7	0:10.74	0:57.65 [5]	0:44.27 [8]	0:33.53 [9]	0:22.77 [8]	0:11.85 [8]	3L	0:33.53	-2
		Michael Rodd		Overall	800m	(0:13.38)	(0:10.74)	(0:10.76)	(0:10.92)	(0:11.85)			
6	14	WINSIDE	5	69.6	0:10.70	0:57.66 [6]	0:44.59 [5]	0:33.89 [6]	0:22.94 [7]	0:11.95 [6]	3.1L	0:33.89	-2
		Jake Bayliss		800m	800m	(0:13.07)	(0:10.70)	(0:10.95)	(0:10.99)	(0:11.95)			
7	11	OSAMU	2	70.9	0:10.49	0:57.73 [7]	0:44.77 [1]	0:34.28 [2]	0:23.29 [1]	0:12.22 [2]	3.4L	0:34.28	+0
		Cejay Graham		800m	800m	(0:12.96)	(0:10.49)	(0:10.99)	(0:11.07)	(0:12.22)			
8	8	DEEPOUR	11	70.8	0:10.47	0:57.77 [8]	0:44.37 [9]	0:33.90 [7]	0:22.82 [9]	0:11.99 [7]	3.6L	0:33.90	+2
		James Orman		800m	800m	(0:13.40)	(0:10.47)	(0:11.08)	(0:10.83)	(0:11.99)			
9	10	LEGAL ESPRIT	3	68.4	0:10.76	0:57.79 [9]	0:43.81 [13]	0:33.01 [13]	0:22.21 [13]	0:11.45 [13]	3.7L	0:33.01	-2
		Kyle Wilson-Taylor		600m	400m	(0:13.98)	(0:10.80)	(0:10.80)	(0:10.76)	(0:11.45)			
10	5	SITUATION ROOM	10	69.4	0:10.69	0:57.87 [10]	0:44.13 [12]	0:33.44 [12]	0:22.61 [12]	0:11.82 [11]	4L	0:33.44	+5
		Angela Jones		800m	800m	(0:13.74)	(0:10.69)	(0:10.83)	(0:10.79)	(0:11.82)			

Scratched: Jemeldi (#12)

[ ] Ranking at each section and finish  
 -:-:- No data available at this section  
 NA No data available

SCN Saddle cloth number  
 DNF Did not finish  
 DNT Did not track



# Sunshine Coast QLD Professional

## Race 9: THE WHARF MOOLOOLABA SWISS ACE PLATE - 1000m

18 November 2023 - 17:11



Track Rating: Good 4, Weather: Overcast, Rail Position: True

Section		Overall	800m	600m	400m	200m	Last 600m					
Field Times		0:57.10 (0:12.96)	0:44.14 (0:10.43)	0:33.71 (0:11.05)	0:22.66 (0:11.00)	0:11.66 (0:11.66)	0:33.71					
Rank	TAB Horse/Jockey	Barrier	Top Speed [km/h]	Fastest Section	Margin					Distance Travelled [m]		
11	9 KING KLAUS Dale Smith	8	71.5 800m	0:10.36 800m	0:57.97 [11] (0:13.03)	0:44.94 [4] (0:10.36)	0:34.58 [1] (0:11.15)	0:23.43 [2] (0:11.17)	0:12.26 [5] (0:12.26)	4.5L	0:34.58	+3
12	13 YOU'LL BE MIST Luke Tarrant	4	69.5 800m	0:10.49 800m	0:57.99 [12] (0:13.64)	0:44.35 [10] (0:10.49)	0:33.86 [10] (0:10.85)	0:23.01 [10] (0:10.94)	0:12.07 [10] (0:12.07)	4.6L	0:33.86	+1
13	1 PRINCE OF BOOM Martin Harley	9	71.0 800m	0:10.48 800m	0:59.74 [13] (0:12.97)	0:46.77 [2] (0:10.48)	0:36.29 [3] (0:11.15)	0:25.14 [3] (0:11.54)	0:13.60 [12] (0:13.60)	14.9L	0:36.29	+2

Scratched: Jemeldi (#12)

[ ] Ranking at each section and finish  
 -:-:-:- No data available at this section  
 NA No data available

SCN Saddle cloth number  
 DNF Did not finish  
 DNT Did not track



Horse/Jockey Name	Nettuno
Final Rank	1
Fastest Section Time (Section)	0:10.43 (800m)
Top Speed [km/h] (Section)	70.3 (800m)
Race State	Finished



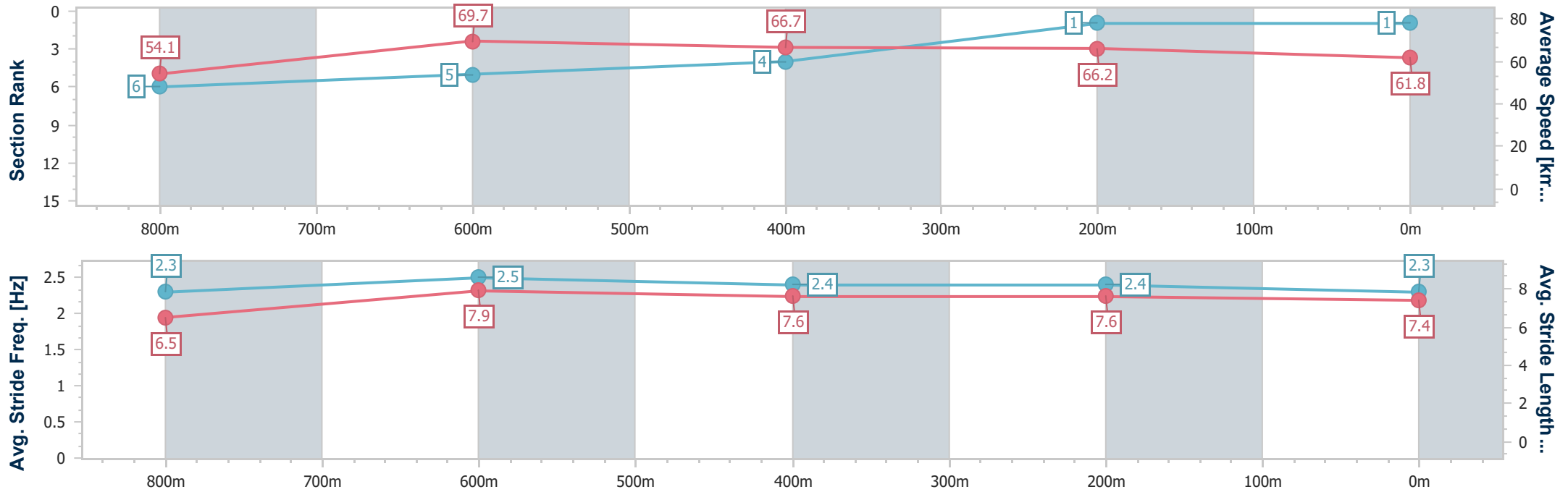
Sunshine Coast QLD Professional  
 Race 9: THE WHARF MOOLOOLABA SWISS ACE PLATE - 1000m



18 November 2023 - 17:11

Track Rating: Good 4, Weather: Overcast, Rail Position: True

Section	Overall	800m	600m	400m	200m
Section Times	0:57.10 [1] (0:13.29)	0:43.81 [6] (0:10.43)	0:33.38 [5] (0:10.88)	0:22.50 [4] (0:10.84)	0:11.66 [1] (0:11.66)
Average Speed [km/h]	54.1	69.7	66.7	66.2	61.8
Top Speed [km/h]	70.2	70.3	68.3	67.1	65.2
Avg. Dist. to Rail [m]	5.3	2.5	1.0	2.3	4.3
Avg. Stride Freq. [Hz]	2.3	2.5	2.4	2.4	2.3
Avg. Stride Length [m]	6.5	7.9	7.6	7.6	7.4



- [ ] Ranking at each section and finish
- .-.- No data available at this section
- NA No data available



Horse/Jockey Name	Shooting For Gold
Final Rank	2
Fastest Section Time (Section)	0:10.51 (800m)
Top Speed [km/h] (Section)	70.8 (800m)
Race State	Finished



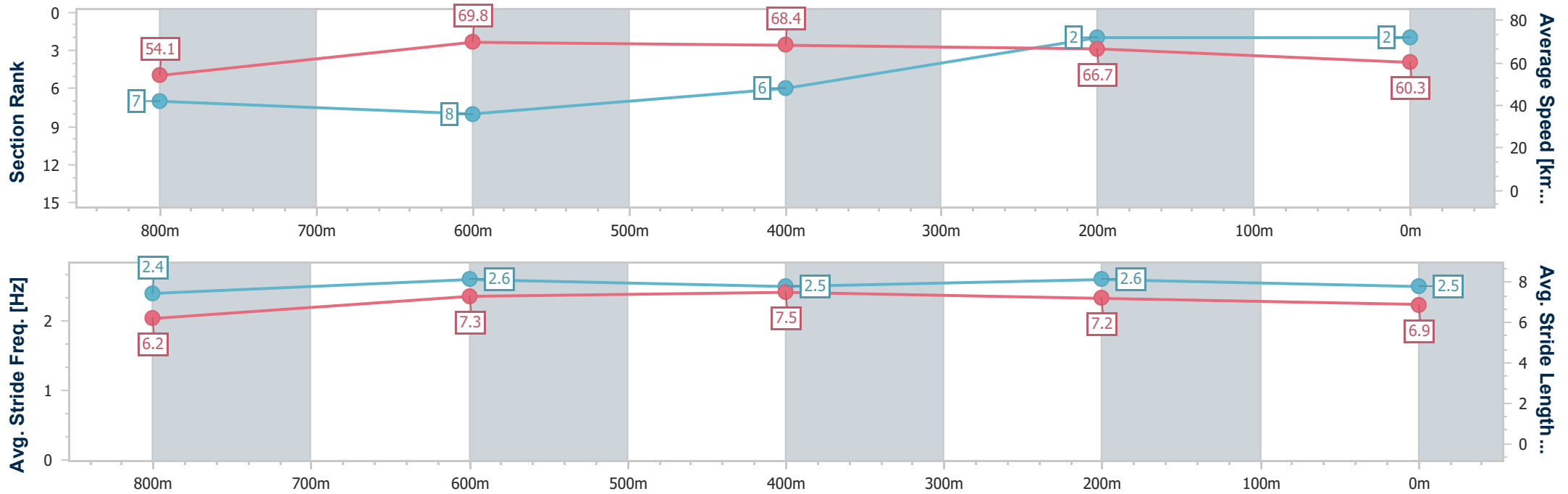
Sunshine Coast QLD Professional  
Race 9: THE WHARF MOOLOOLABA SWISS ACE PLATE - 1000m



18 November 2023 - 17:11

Track Rating: Good 4, Weather: Overcast, Rail Position: True

Section	Overall	800m	600m	400m	200m
Section Times	0:57.46 [2] (0:13.37)	0:44.09 [7] (0:10.51)	0:33.58 [8] (0:10.83)	0:22.75 [6] (0:10.80)	0:11.95 [2] (0:11.95)
Average Speed [km/h]	54.1	69.8	68.4	66.7	60.3
Top Speed [km/h]	69.4	70.8	70.1	67.6	64.8
Avg. Dist. to Rail [m]	11.6	5.6	4.6	7.6	7.2
Avg. Stride Freq. [Hz]	2.4	2.6	2.5	2.6	2.5
Avg. Stride Length [m]	6.2	7.3	7.5	7.2	6.9



- [ ] Ranking at each section and finish
- .-.- No data available at this section
- NA No data available



Horse/Jockey Name	Ef Troop
Final Rank	3
Fastest Section Time (Section)	0:10.47 (800m)
Top Speed [km/h] (Section)	70.3 (600m)
Race State	Finished



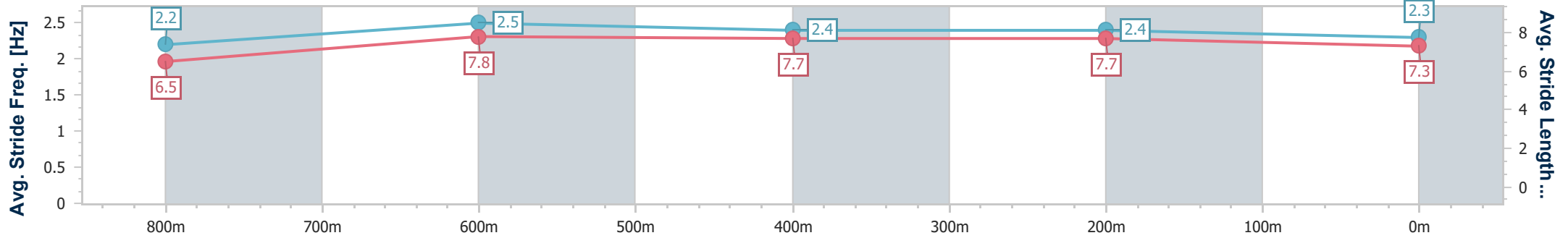
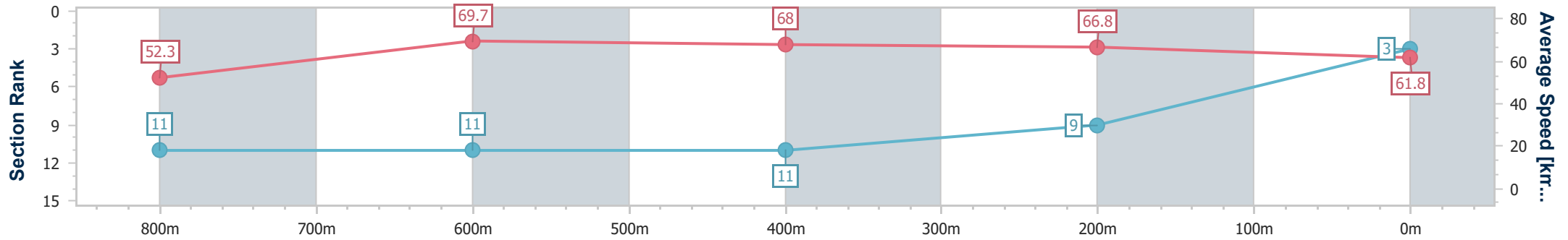
Sunshine Coast QLD Professional  
 Race 9: THE WHARF MOOLOOLABA SWISS ACE PLATE - 1000m



18 November 2023 - 17:11

Track Rating: Good 4, Weather: Overcast, Rail Position: True

Section	Overall	800m	600m	400m	200m
Section Times	0:57.47 [3] (0:13.74)	0:43.73 [11] (0:10.47)	0:33.26 [11] (0:10.84)	0:22.42 [11] (0:10.76)	0:11.66 [9] (0:11.66)
Average Speed [km/h]	52.3	69.7	68.0	66.8	61.8
Top Speed [km/h]	68.9	70.3	70.3	68.5	64.5
Avg. Dist. to Rail [m]	11.1	3.6	3.7	6.6	7.7
Avg. Stride Freq. [Hz]	2.2	2.5	2.4	2.4	2.3
Avg. Stride Length [m]	6.5	7.8	7.7	7.7	7.3



- [ ] Ranking at each section and finish
- .-.- No data available at this section
- NA No data available



Horse/Jockey Name	Zoustyle
Final Rank	4
Fastest Section Time (Section)	0:10.51 (800m)
Top Speed [km/h] (Section)	71.0 (800m)
Race State	Finished



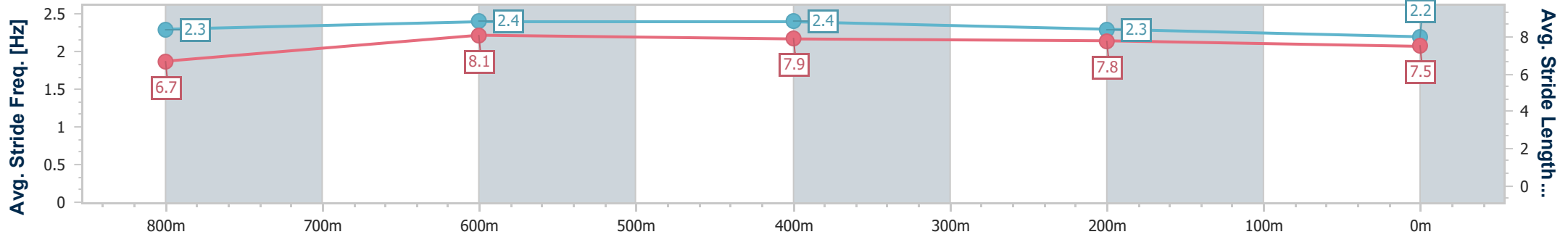
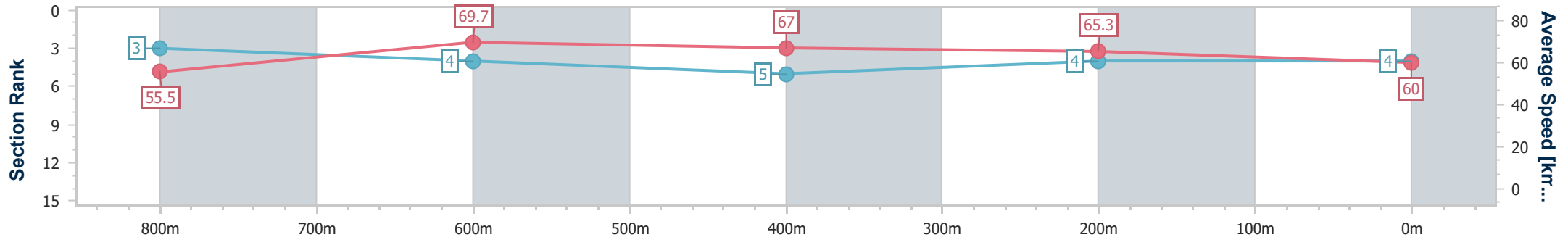
Sunshine Coast QLD Professional  
 Race 9: THE WHARF MOOLOOLABA SWISS ACE PLATE - 1000m



18 November 2023 - 17:11

Track Rating: Good 4, Weather: Overcast, Rail Position: True

Section	Overall	800m	600m	400m	200m
Section Times	0:57.63 [4] (0:12.98)	0:44.65 [3] (0:10.51)	0:34.14 [4] (0:11.12)	0:23.02 [5] (0:11.04)	0:11.98 [4] (0:11.98)
Average Speed [km/h]	55.5	69.7	67.0	65.3	60.0
Top Speed [km/h]	70.9	71.0	68.4	66.4	63.7
Avg. Dist. to Rail [m]	11.2	5.4	5.3	6.3	5.7
Avg. Stride Freq. [Hz]	2.3	2.4	2.4	2.3	2.2
Avg. Stride Length [m]	6.7	8.1	7.9	7.8	7.5



- [ ] Ranking at each section and finish
- .-.- No data available at this section
- NA No data available



Horse/Jockey Name	The Big Goodbye
Final Rank	5
Fastest Section Time (Section)	0:10.74 (800m)
Top Speed [km/h] (Section)	68.7 (Overall)
Race State	Finished



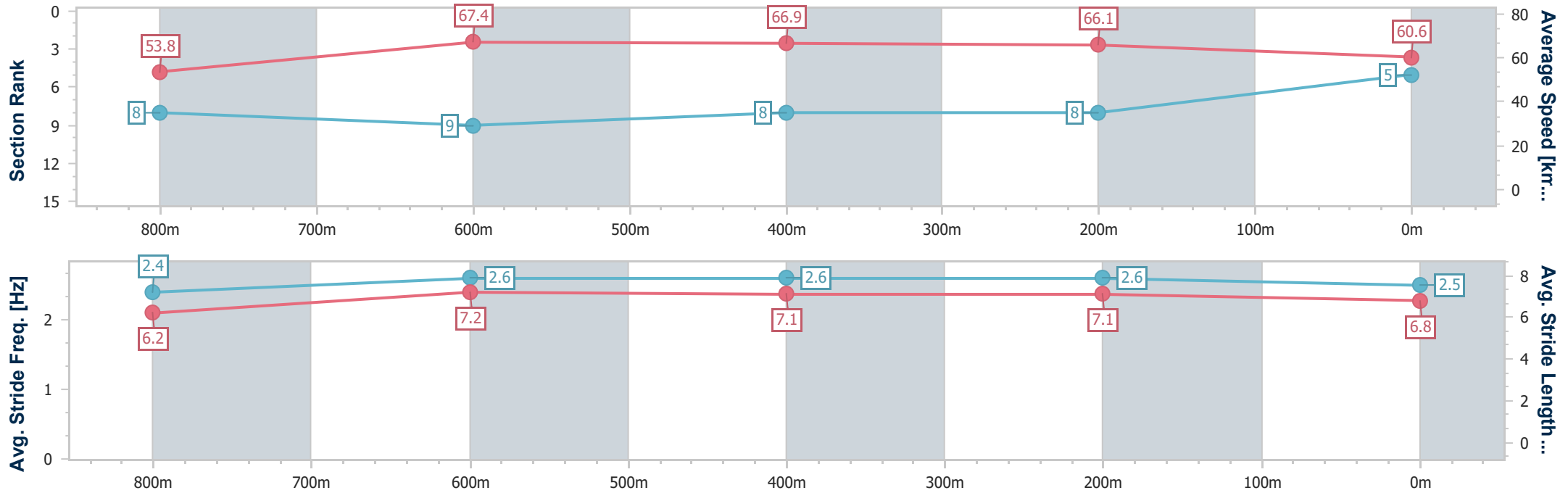
Sunshine Coast QLD Professional  
 Race 9: THE WHARF MOOLOOLABA SWISS ACE PLATE - 1000m



18 November 2023 - 17:11

Track Rating: Good 4, Weather: Overcast, Rail Position: True

Section	Overall	800m	600m	400m	200m
Section Times	0:57.65 [5] (0:13.38)	0:44.27 [8] (0:10.74)	0:33.53 [9] (0:10.76)	0:22.77 [8] (0:10.92)	0:11.85 [8] (0:11.85)
Average Speed [km/h]	53.8	67.4	66.9	66.1	60.6
Top Speed [km/h]	68.7	67.9	68.3	66.6	63.8
Avg. Dist. to Rail [m]	2.3	1.7	0.4	1.7	3.5
Avg. Stride Freq. [Hz]	2.4	2.6	2.6	2.6	2.5
Avg. Stride Length [m]	6.2	7.2	7.1	7.1	6.8



- [ ] Ranking at each section and finish
- .-.- No data available at this section
- NA No data available



Horse/Jockey Name	Winside
Final Rank	6
Fastest Section Time (Section)	0:10.70 (800m)
Top Speed [km/h] (Section)	69.6 (800m)
Race State	Finished



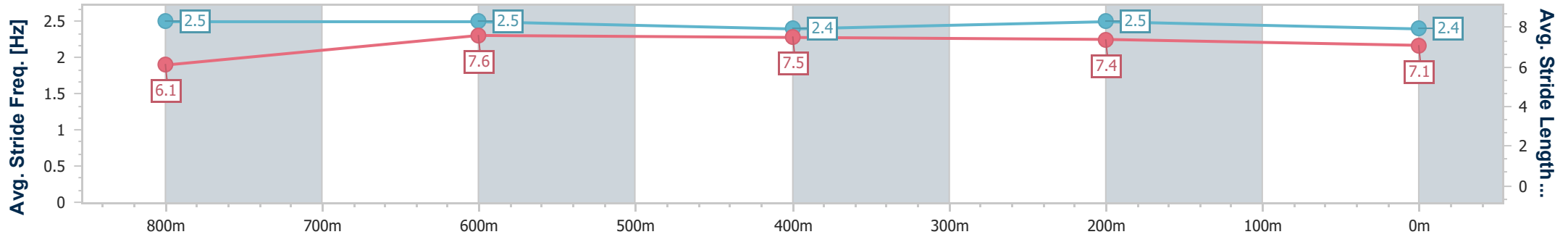
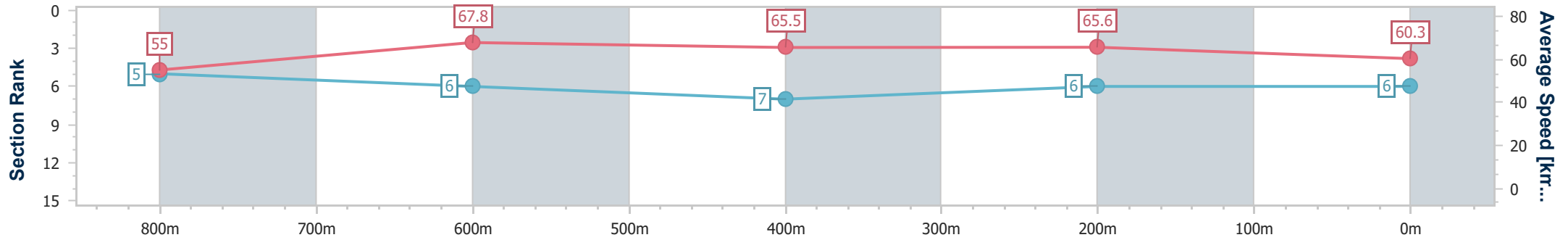
Sunshine Coast QLD Professional  
 Race 9: THE WHARF MOOLOOLABA SWISS ACE PLATE - 1000m



18 November 2023 - 17:11

Track Rating: Good 4, Weather: Overcast, Rail Position: True

Section	Overall	800m	600m	400m	200m
Section Times	0:57.66 [6] (0:13.07)	0:44.59 [5] (0:10.70)	0:33.89 [6] (0:10.95)	0:22.94 [7] (0:10.99)	0:11.95 [6] (0:11.95)
Average Speed [km/h]	55.0	67.8	65.5	65.6	60.3
Top Speed [km/h]	69.3	69.6	66.6	66.4	63.1
Avg. Dist. to Rail [m]	5.0	2.3	0.9	1.0	2.4
Avg. Stride Freq. [Hz]	2.5	2.5	2.4	2.5	2.4
Avg. Stride Length [m]	6.1	7.6	7.5	7.4	7.1



- [ ] Ranking at each section and finish
- .-.- No data available at this section
- NA No data available





Horse/Jockey Name	Osamu
Final Rank	7
Fastest Section Time (Section)	0:10.49 (800m)
Top Speed [km/h] (Section)	70.9 (800m)
Race State	Finished



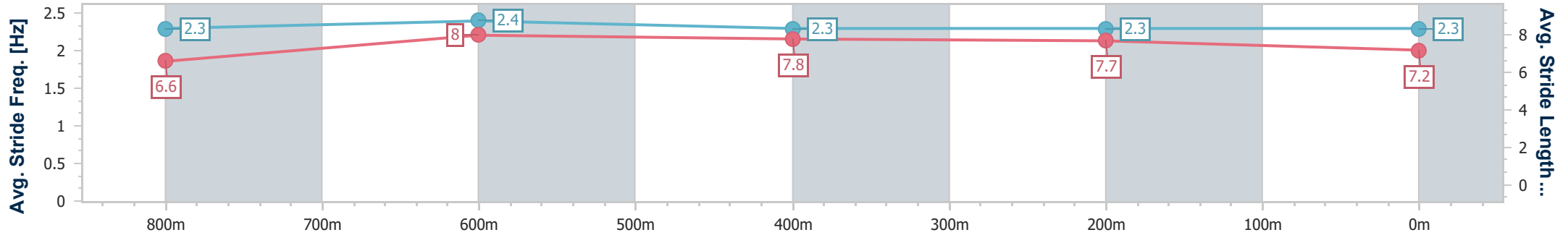
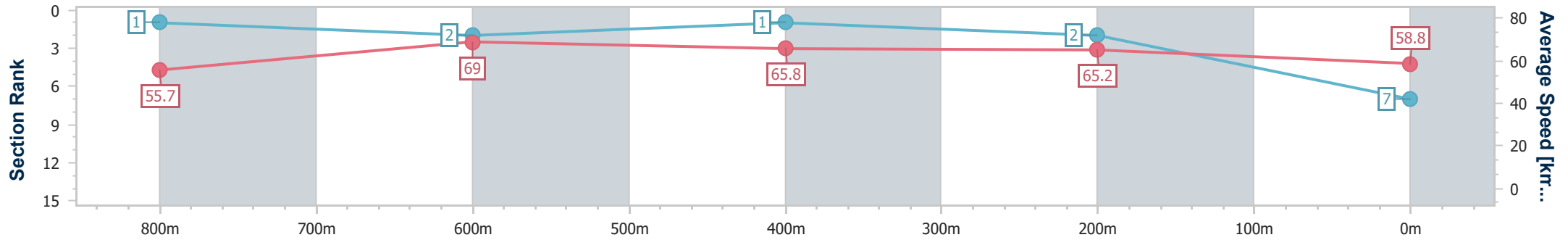
Sunshine Coast QLD Professional  
 Race 9: THE WHARF MOOLOOLABA SWISS ACE PLATE - 1000m



18 November 2023 - 17:11

Track Rating: Good 4, Weather: Overcast, Rail Position: True

Section	Overall	800m	600m	400m	200m
Section Times	0:57.73 [7] (0:12.96)	0:44.77 [1] (0:10.49)	0:34.28 [2] (0:10.99)	0:23.29 [1] (0:11.07)	0:12.22 [2] (0:12.22)
Average Speed [km/h]	55.7	69.0	65.8	65.2	58.8
Top Speed [km/h]	69.7	70.9	67.0	66.5	62.8
Avg. Dist. to Rail [m]	2.8	1.4	1.5	0.8	0.3
Avg. Stride Freq. [Hz]	2.3	2.4	2.3	2.3	2.3
Avg. Stride Length [m]	6.6	8.0	7.8	7.7	7.2



- [ ] Ranking at each section and finish
- .-.- No data available at this section
- NA No data available



Horse/Jockey Name	Deepour
Final Rank	8
Fastest Section Time (Section)	0:10.47 (800m)
Top Speed [km/h] (Section)	70.8 (800m)
Race State	Finished



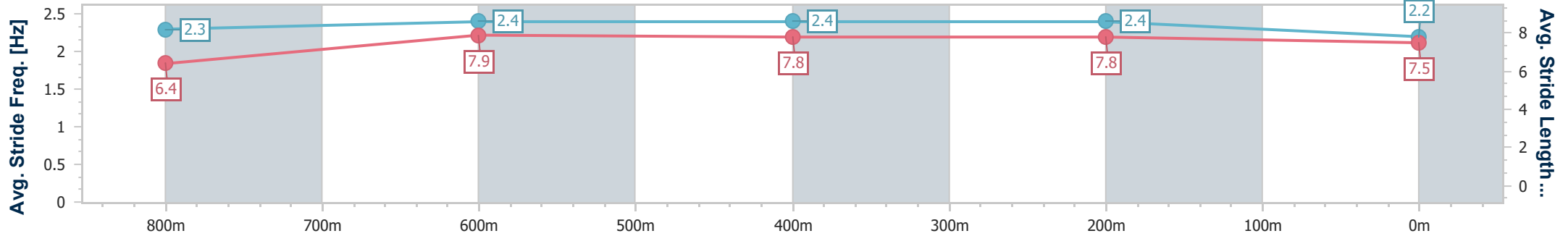
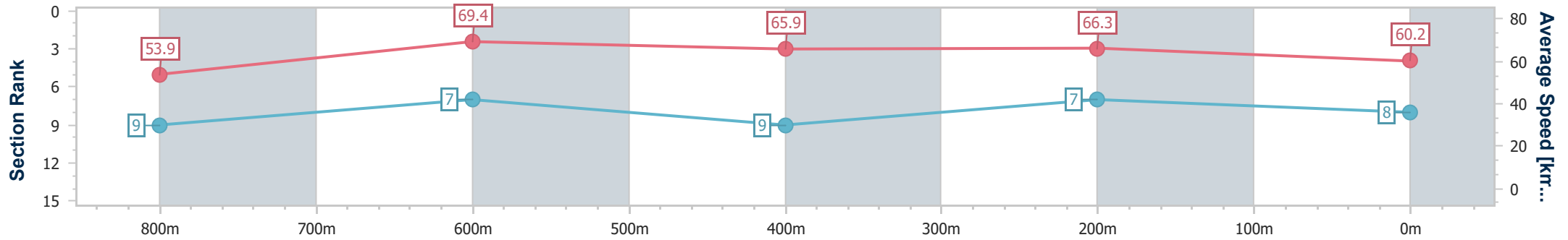
Sunshine Coast QLD Professional  
 Race 9: THE WHARF MOOLOOLABA SWISS ACE PLATE - 1000m



18 November 2023 - 17:11

Track Rating: Good 4, Weather: Overcast, Rail Position: True

Section	Overall	800m	600m	400m	200m
Section Times	0:57.77 [8] (0:13.40)	0:44.37 [9] (0:10.47)	0:33.90 [7] (0:11.08)	0:22.82 [9] (0:10.83)	0:11.99 [7] (0:11.99)
Average Speed [km/h]	53.9	69.4	65.9	66.3	60.2
Top Speed [km/h]	70.0	70.8	70.0	68.2	64.0
Avg. Dist. to Rail [m]	8.9	3.0	2.0	5.0	7.1
Avg. Stride Freq. [Hz]	2.3	2.4	2.4	2.4	2.2
Avg. Stride Length [m]	6.4	7.9	7.8	7.8	7.5



- [ ] Ranking at each section and finish
- .-.- No data available at this section
- NA No data available



Horse/Jockey Name	Legal Esprit
Final Rank	9
Fastest Section Time (Section)	0:10.76 (400m)
Top Speed [km/h] (Section)	68.4 (600m)
Race State	Finished



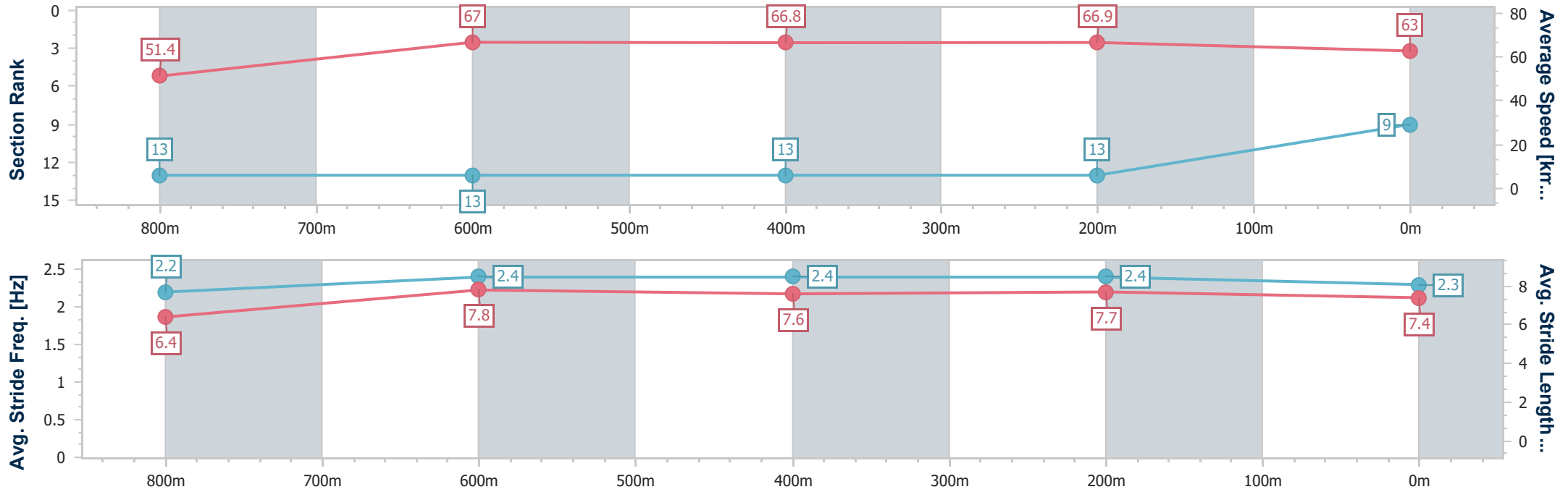
Sunshine Coast QLD Professional  
 Race 9: THE WHARF MOOLOOLABA SWISS ACE PLATE - 1000m



18 November 2023 - 17:11

Track Rating: Good 4, Weather: Overcast, Rail Position: True

Section	Overall	800m	600m	400m	200m
Section Times	0:57.79 [9] (0:13.98)	0:43.81 [13] (0:10.80)	0:33.01 [13] (0:10.80)	0:22.21 [13] (0:10.76)	0:11.45 [13] (0:11.45)
Average Speed [km/h]	51.4	67.0	66.8	66.9	63.0
Top Speed [km/h]	65.5	68.0	68.4	67.7	65.3
Avg. Dist. to Rail [m]	3.6	1.8	0.7	3.4	7.9
Avg. Stride Freq. [Hz]	2.2	2.4	2.4	2.4	2.3
Avg. Stride Length [m]	6.4	7.8	7.6	7.7	7.4



- [ ] Ranking at each section and finish
- .-.- No data available at this section
- NA No data available



Horse/Jockey Name	Situation Room
Final Rank	10
Fastest Section Time (Section)	0:10.69 (800m)
Top Speed [km/h] (Section)	69.4 (800m)
Race State	Finished



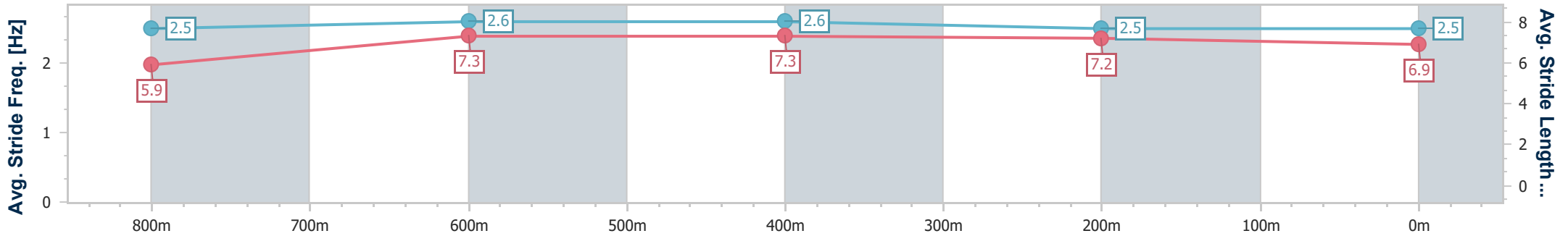
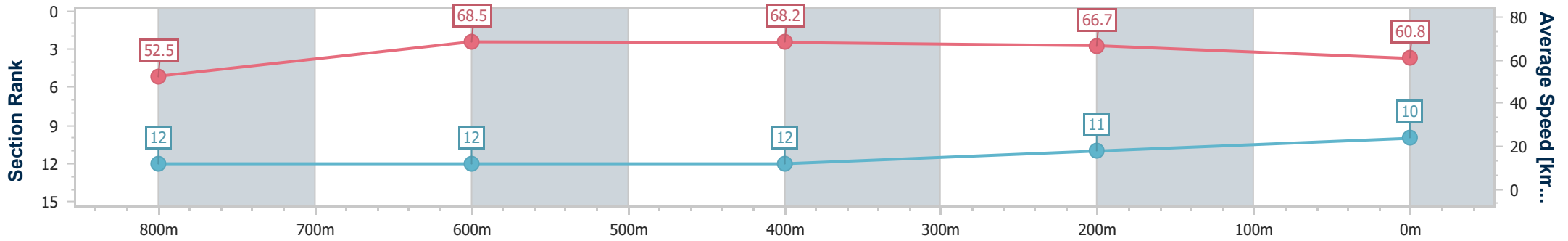
Sunshine Coast QLD Professional  
 Race 9: THE WHARF MOOLOOLABA SWISS ACE PLATE - 1000m



18 November 2023 - 17:11

Track Rating: Good 4, Weather: Overcast, Rail Position: True

Section	Overall	800m	600m	400m	200m
Section Times	0:57.87 [10] (0:13.74)	0:44.13 [12] (0:10.69)	0:33.44 [12] (0:10.83)	0:22.61 [12] (0:10.79)	0:11.82 [11] (0:11.82)
Average Speed [km/h]	52.5	68.5	68.2	66.7	60.8
Top Speed [km/h]	68.6	69.4	68.9	68.3	64.5
Avg. Dist. to Rail [m]	7.1	3.9	4.0	5.0	8.2
Avg. Stride Freq. [Hz]	2.5	2.6	2.6	2.5	2.5
Avg. Stride Length [m]	5.9	7.3	7.3	7.2	6.9



- [ ] Ranking at each section and finish
- .-.- No data available at this section
- NA No data available



Horse/Jockey Name	King Klaus
Final Rank	11
Fastest Section Time (Section)	0:10.36 (800m)
Top Speed [km/h] (Section)	71.5 (800m)
Race State	Finished



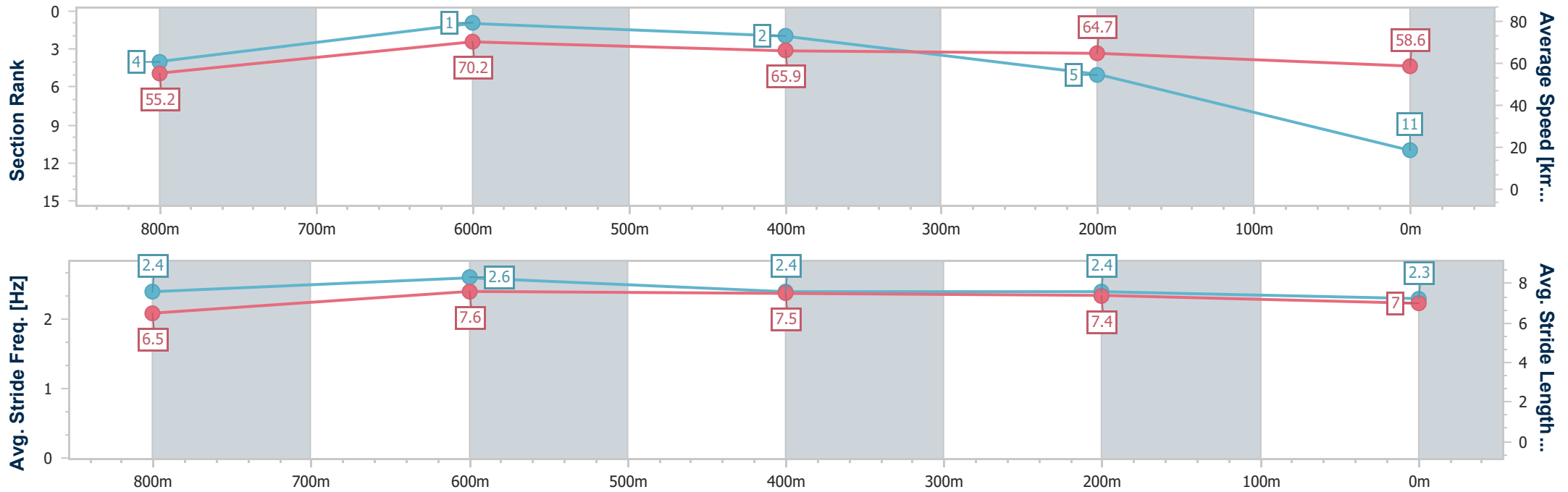
Sunshine Coast QLD Professional  
 Race 9: THE WHARF MOOLOOLABA SWISS ACE PLATE - 1000m



18 November 2023 - 17:11

Track Rating: Good 4, Weather: Overcast, Rail Position: True

Section	Overall	800m	600m	400m	200m
Section Times	0:57.97 [11] (0:13.03)	0:44.94 [4] (0:10.36)	0:34.58 [1] (0:11.15)	0:23.43 [2] (0:11.17)	0:12.26 [5] (0:12.26)
Average Speed [km/h]	55.2	70.2	65.9	64.7	58.6
Top Speed [km/h]	71.0	71.5	67.5	65.8	62.0
Avg. Dist. to Rail [m]	7.6	3.0	3.4	3.1	3.5
Avg. Stride Freq. [Hz]	2.4	2.6	2.4	2.4	2.3
Avg. Stride Length [m]	6.5	7.6	7.5	7.4	7.0



- [ ] Ranking at each section and finish
- .-.- No data available at this section
- NA No data available



Horse/Jockey Name	You'll Be Mist
Final Rank	12
Fastest Section Time (Section)	0:10.49 (800m)
Top Speed [km/h] (Section)	69.5 (800m)
Race State	Finished



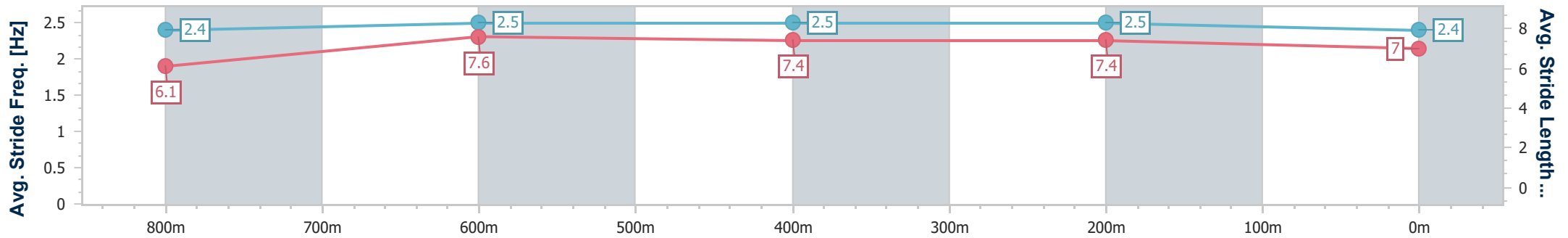
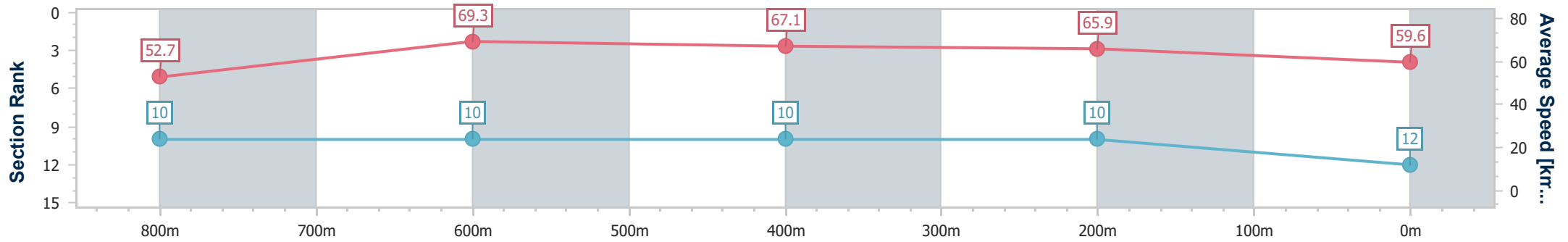
Sunshine Coast QLD Professional  
 Race 9: THE WHARF MOOLOOLABA SWISS ACE PLATE - 1000m



18 November 2023 - 17:11

Track Rating: Good 4, Weather: Overcast, Rail Position: True

Section	Overall	800m	600m	400m	200m
Section Times	0:57.99 [12] (0:13.64)	0:44.35 [10] (0:10.49)	0:33.86 [10] (0:10.85)	0:23.01 [10] (0:10.94)	0:12.07 [10] (0:12.07)
Average Speed [km/h]	52.7	69.3	67.1	65.9	59.6
Top Speed [km/h]	69.1	69.5	69.2	66.9	64.5
Avg. Dist. to Rail [m]	4.7	2.6	1.8	3.7	5.3
Avg. Stride Freq. [Hz]	2.4	2.5	2.5	2.5	2.4
Avg. Stride Length [m]	6.1	7.6	7.4	7.4	7.0



- [ ] Ranking at each section and finish
- .-.- No data available at this section
- NA No data available



Horse/Jockey Name	Prince Of Boom
Final Rank	13
Fastest Section Time (Section)	0:10.48 (800m)
Top Speed [km/h] (Section)	71.0 (800m)
Race State	Finished



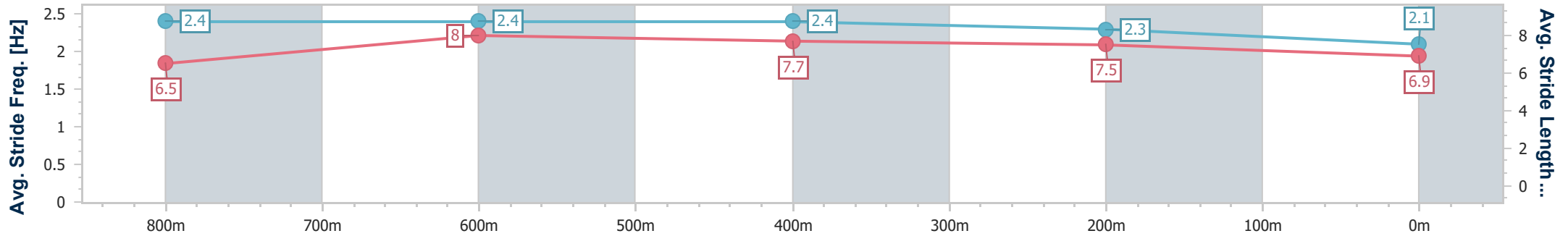
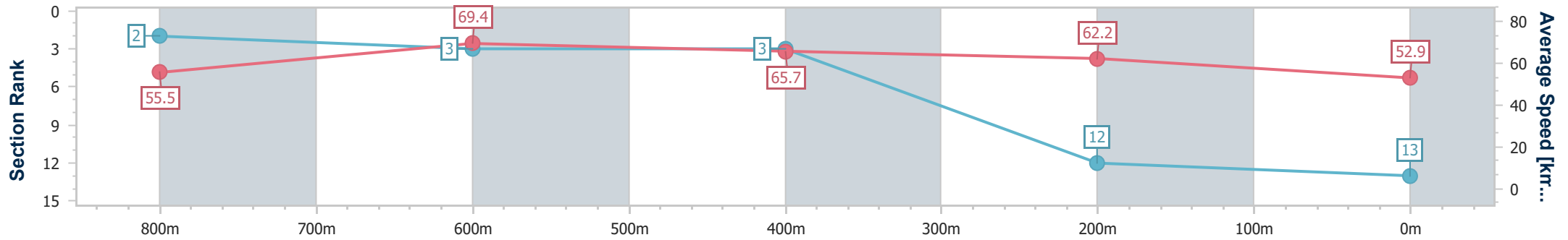
Sunshine Coast QLD Professional  
 Race 9: THE WHARF MOOLOOLABA SWISS ACE PLATE - 1000m



18 November 2023 - 17:11

Track Rating: Good 4, Weather: Overcast, Rail Position: True

Section	Overall	800m	600m	400m	200m
Section Times	0:59.74 [13] (0:12.97)	0:46.77 [2] (0:10.48)	0:36.29 [3] (0:11.15)	0:25.14 [3] (0:11.54)	0:13.60 [12] (0:13.60)
Average Speed [km/h]	55.5	69.4	65.7	62.2	52.9
Top Speed [km/h]	69.9	71.0	67.6	65.6	58.6
Avg. Dist. to Rail [m]	9.5	3.0	2.8	5.0	5.7
Avg. Stride Freq. [Hz]	2.4	2.4	2.4	2.3	2.1
Avg. Stride Length [m]	6.5	8.0	7.7	7.5	6.9



- [ ] Ranking at each section and finish
- .-.- No data available at this section
- NA No data available