



Sunshine Coast QLD Professional

Race 8: TAB MOOLOOLABA CUP - 1600m

18 November 2023 - 16:32



Track Rating: Good 4, Weather: Overcast, Rail Position: True

Section	Field Times	Overall	1400m	1200m	1000m	800m	600m	400m	Last 600m				
		1:36.29 (0:13.70)	1:22.59 (0:11.38)	1:11.21 (0:11.66)	0:59.55 (0:12.10)	0:47.45 (0:12.14)	0:35.31 (0:11.80)	0:23.51 (0:11.58)	0:35.31				
Rank	TAB Horse/Jockey	Barrier	Top Speed [km/h]	Fastest Section					Distance Travelled [m]				
1	3 DUNE FORTY FIVE Boris Thornton	12	65.6 Overall	0:11.22 400m	1:36.29 [1] (0:13.84)	1:22.45 [4] (0:11.33)	1:11.12 [2] (0:11.85)	0:59.27 [3] (0:12.31)	0:46.96 [5] (0:12.05)	0:34.91 [5] (0:11.86)	0:23.05 [5] (0:11.22)	0:34.91	
2	6 JETTY Robbie Dolan	4	64.9 1200m	0:11.45 1200m	1:36.39 [2] (0:14.17)	1:22.22 [8] (0:11.62)	1:10.60 [9] (0:11.45)	0:59.15 [5] (0:11.68)	0:47.47 [2] (0:12.06)	0:35.41 [1] (0:11.92)	0:23.49 [2] (0:11.46)	0:35.41	-7
3	13 HEAD OF STATE Mark Du Plessis	6	66.3 400m	0:11.13 400m	1:36.47 [3] (0:14.06)	1:22.41 [7] (0:11.49)	1:10.92 [7] (0:11.95)	0:58.97 [8] (0:12.45)	0:46.52 [9] (0:12.09)	0:34.43 [9] (0:11.51)	0:22.92 [7] (0:11.13)	0:34.43	-4
4	4 KNIGHT'S CHOICE Jaden Lloyd	1	65.3 400m	0:11.21 400m	1:36.50 [4] (0:14.18)	1:22.32 [9] (0:11.57)	1:10.75 [8] (0:11.90)	0:58.85 [9] (0:12.24)	0:46.61 [8] (0:11.91)	0:34.70 [7] (0:11.77)	0:22.93 [8] (0:11.21)	0:34.70	-14
5	11 OCEAN TREATY Damien Thornton	13	64.8 Overall	0:11.37 400m	1:36.50 [5] (0:13.71)	1:22.79 [2] (0:11.56)	1:11.23 [4] (0:11.66)	0:59.57 [2] (0:12.23)	0:47.34 [3] (0:12.10)	0:35.24 [3] (0:11.75)	0:23.49 [3] (0:11.37)	0:35.24	-7
6	2 SHIBLI James Orman	3	65.3 400m	0:11.20 400m	1:36.73 [6] (0:13.89)	1:22.84 [6] (0:11.55)	1:11.29 [5] (0:11.95)	0:59.34 [7] (0:12.16)	0:47.18 [6] (0:12.09)	0:35.09 [6] (0:11.67)	0:23.42 [6] (0:11.20)	0:35.09	-9
7	5 MISSISSIPPI PRINCE Samantha Collett	2	63.9 Overall	0:11.43 1400m	1:36.86 [7] (0:13.75)	1:23.11 [3] (0:11.43)	1:11.68 [3] (0:11.89)	0:59.79 [4] (0:12.16)	0:47.63 [4] (0:12.08)	0:35.55 [4] (0:11.77)	0:23.78 [4] (0:11.52)	0:35.55	-6
8	1 GREAT HOUSE Jake Bayliss	11	65.9 400m	0:11.10 400m	1:36.91 [8] (0:14.36)	1:22.55 [10] (0:11.68)	1:10.87 [11] (0:11.72)	0:59.15 [10] (0:12.31)	0:46.84 [10] (0:12.14)	0:34.70 [11] (0:11.62)	0:23.08 [11] (0:11.10)	0:34.70	-1
9	12 GAVE US UP Angela Jones	7	65.0 Overall	0:11.33 400m	1:36.93 [9] (0:13.85)	1:23.08 [5] (0:11.61)	1:11.47 [6] (0:11.90)	0:59.57 [6] (0:12.28)	0:47.29 [7] (0:12.24)	0:35.05 [8] (0:11.79)	0:23.26 [9] (0:11.33)	0:35.05	-7
10	7 STAR OF MICHELIN Taylor Marshall	8	64.9 400m	0:11.26 400m	1:37.09 [10] (0:14.53)	1:22.56 [12] (0:11.78)	1:10.78 [12] (0:11.80)	0:58.98 [12] (0:12.19)	0:46.79 [12] (0:12.02)	0:34.77 [12] (0:11.41)	0:23.36 [10] (0:11.26)	0:34.77	-5

Scratched: Phaistos (#8), Lord Markel (#14)

[] Ranking at each section and finish
 -:-:- No data available at this section
 NA No data available

SCN Saddle cloth number
 DNF Did not finish
 DNT Did not track



Sunshine Coast QLD Professional
 Race 8: TAB MOOLOOLABA CUP - 1600m
 18 November 2023 - 16:32



Track Rating: Good 4, Weather: Overcast, Rail Position: True

Section	Overall	1400m	1200m	1000m	800m	600m	400m	Last 600m						
Field Times	1:36.29 (0:13.70)	1:22.59 (0:11.38)	1:11.21 (0:11.66)	0:59.55 (0:12.10)	0:47.45 (0:12.14)	0:35.31 (0:11.80)	0:23.51 (0:11.58)	0:35.31						
Rank	TAB	Horse/Jockey	Barrier	Top Speed [km/h]	Fastest Section				Distance Travelled [m]					
11	9	MENAZZI Ben Thompson	9	64.8 1400m	0:11.38 1400m	1:37.11 [11] (0:13.70)	1:23.41 [1] (0:11.38)	1:12.03 [1] (0:11.66)	1:00.37 [1] (0:12.10)	0:48.27 [1] (0:12.19)	0:36.08 [2] (0:11.75)	0:24.33 [1] (0:11.71)	0:36.08	-5
12	10	SET ME UP Trudy Thornton	10	64.5 Overall	0:11.54 1400m	1:37.97 [12] (0:14.49)	1:23.48 [11] (0:11.54)	1:11.94 [10] (0:11.83)	1:00.11 [11] (0:12.30)	0:47.81 [11] (0:11.99)	0:35.82 [10] (0:11.76)	0:24.06 [12] (0:11.60)	0:35.82	-6

Scratched: Phaistos (#8), Lord Markel (#14)

[] Ranking at each section and finish
 -:-:- No data available at this section
 NA No data available

SCN Saddle cloth number
 DNF Did not finish
 DNT Did not track



Sunshine Coast QLD Professional

Race 8: TAB MOOLOOLABA CUP - 1600m

18 November 2023 - 16:32



Track Rating: Good 4, Weather: Overcast, Rail Position: True

Section							200m			Last 600m
Field Times							0:11.93			0:35.31
Rank	TAB	Horse/Jockey	Barrier	Top Speed [km/h]	Fastest Section	Margin				Distance Travelled [m]
1	3	DUNE FORTY FIVE Boris Thornton	12	65.6 Overall	0:11.22 400m	0:11.83 [3] (0:11.83)	1:36.29			0:34.91
2	6	JETTY Robbie Dolan	4	64.9 1200m	0:11.45 1200m	0:12.03 [1] (0:12.03)	0.5L			0:35.41 -7
3	13	HEAD OF STATE Mark Du Plessis	6	66.3 400m	0:11.13 400m	0:11.79 [7] (0:11.79)	0.8L			0:34.43 -4
4	4	KNIGHT'S CHOICE Jaden Lloyd	1	65.3 400m	0:11.21 400m	0:11.72 [8] (0:11.72)	0.9L			0:34.70 -14
5	11	OCEAN TREATY Damien Thornton	13	64.8 Overall	0:11.37 400m	0:12.12 [2] (0:12.12)	1L			0:35.24 -7
6	2	SHIBLI James Orman	3	65.3 400m	0:11.20 400m	0:12.22 [5] (0:12.22)	2.3L			0:35.09 -9
7	5	MISSISSIPPI PRINCE Samantha Collett	2	63.9 Overall	0:11.43 1400m	0:12.26 [6] (0:12.26)	2.8L			0:35.55 -6
8	1	GREAT HOUSE Jake Bayliss	11	65.9 400m	0:11.10 400m	0:11.98 [9] (0:11.98)	3L			0:34.70 -1
9	12	GAVE US UP Angela Jones	7	65.0 Overall	0:11.33 400m	0:11.93 [11] (0:11.93)	3.1L			0:35.05 -7
10	7	STAR OF MICHELIN Taylor Marshall	8	64.9 400m	0:11.26 400m	0:12.10 [10] (0:12.10)	3.9L			0:34.77 -5

Scratched: Phaistos (#8), Lord Markel (#14)

[] Ranking at each section and finish
 -:-:- No data available at this section
 NA No data available

SCN Saddle cloth number
 DNF Did not finish
 DNT Did not track



Sunshine Coast QLD Professional
 Race 8: TAB MOOLOOLABA CUP - 1600m
 18 November 2023 - 16:32



Track Rating: Good 4, Weather: Overcast, Rail Position: True

Section				200m				Last 600m		
Field Times				0:11.93 (0:11.93)				0:35.31		
Rank	TAB	Horse/Jockey	Barrier	Top Speed [km/h]	Fastest Section	Margin			Distance Travelled [m]	
11	9	MENAZZI	9	64.8	0:11.38	0:12.62 [4]	4L		0:36.08	-5
		Ben Thompson		1400m	1400m	(0:12.62)				
12	10	SET ME UP	10	64.5	0:11.54	0:12.46 [12]	9L		0:35.82	-6
		Trudy Thornton		Overall	1400m	(0:12.46)				

Scratched: Phaistos (#8), Lord Markel (#14)

[] Ranking at each section and finish
 -:-:- No data available at this section
 NA No data available

SCN Saddle cloth number
 DNF Did not finish
 DNT Did not track



Horse/Jockey Name	Dune Forty Five
Final Rank	1
Fastest Section Time (Section)	0:11.22 (400m)
Top Speed [km/h] (Section)	65.6 (Overall)
Race State	Finished



Sunshine Coast QLD Professional

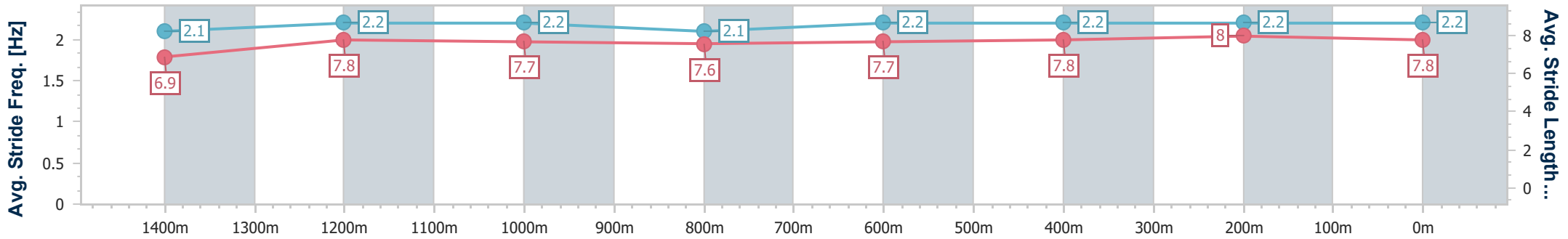
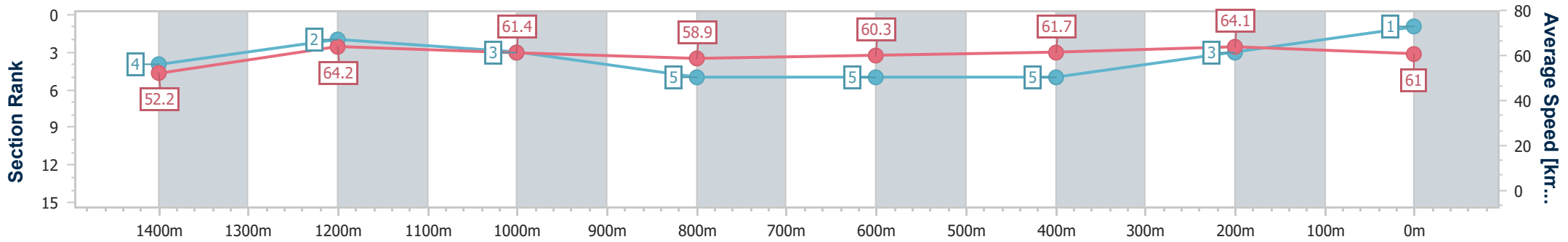
Race 8: TAB MOOLOOLABA CUP - 1600m



18 November 2023 - 16:32

Track Rating: Good 4, Weather: Overcast, Rail Position: True

Section	Overall	1400m	1200m	1000m	800m	600m	400m	200m
Section Times	1:36.29 [1] (0:13.84)	1:22.45 [4] (0:11.33)	1:11.12 [2] (0:11.85)	0:59.27 [3] (0:12.31)	0:46.96 [5] (0:12.05)	0:34.91 [5] (0:11.86)	0:23.05 [5] (0:11.22)	0:11.83 [3] (0:11.83)
Average Speed [km/h]	52.2	64.2	61.4	58.9	60.3	61.7	64.1	61.0
Top Speed [km/h]	65.6	65.6	63.7	60.4	61.9	64.0	65.2	63.7
Avg. Dist. to Rail [m]	13.8	6.4	4.1	3.4	2.4	1.9	4.1	5.3
Avg. Stride Freq. [Hz]	2.1	2.2	2.2	2.1	2.2	2.2	2.2	2.2
Avg. Stride Length [m]	6.9	7.8	7.7	7.6	7.7	7.8	8.0	7.8



- [] Ranking at each section and finish
- .-.- No data available at this section
- NA No data available



Horse/Jockey Name	Jetty
Final Rank	2
Fastest Section Time (Section)	0:11.45 (1200m)
Top Speed [km/h] (Section)	64.9 (1200m)
Race State	Finished



Sunshine Coast QLD Professional

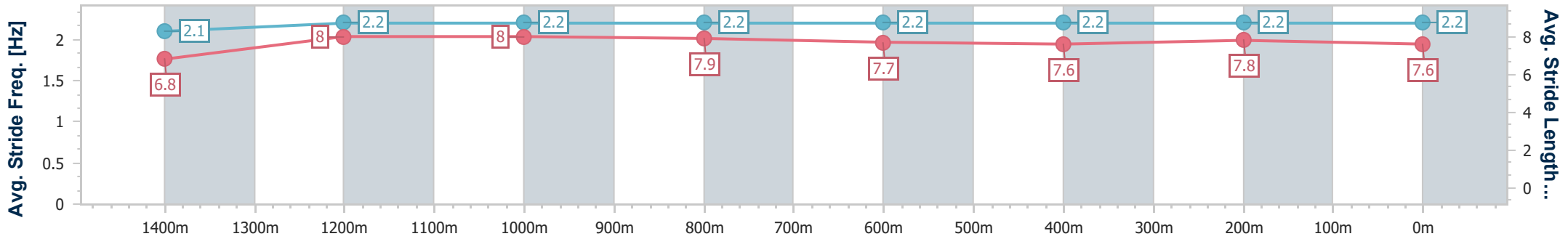
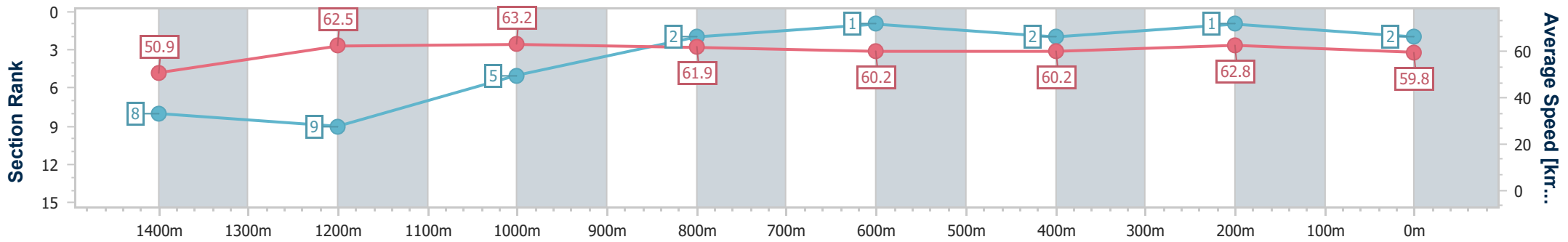
Race 8: TAB MOOLOOLABA CUP - 1600m



18 November 2023 - 16:32

Track Rating: Good 4, Weather: Overcast, Rail Position: True

Section	Overall	1400m	1200m	1000m	800m	600m	400m	200m
Section Times	1:36.39 [2] (0:14.17)	1:22.22 [8] (0:11.62)	1:10.60 [9] (0:11.45)	0:59.15 [5] (0:11.68)	0:47.47 [2] (0:12.06)	0:35.41 [1] (0:11.92)	0:23.49 [2] (0:11.46)	0:12.03 [1] (0:12.03)
Average Speed [km/h]	50.9	62.5	63.2	61.9	60.2	60.2	62.8	59.8
Top Speed [km/h]	63.2	63.9	64.9	63.1	62.0	63.3	63.5	61.7
Avg. Dist. to Rail [m]	6.1	2.8	3.9	3.5	0.6	0.2	1.4	2.2
Avg. Stride Freq. [Hz]	2.1	2.2	2.2	2.2	2.2	2.2	2.2	2.2
Avg. Stride Length [m]	6.8	8.0	8.0	7.9	7.7	7.6	7.8	7.6



- [] Ranking at each section and finish
- .-.- No data available at this section
- NA No data available



Horse/Jockey Name	Head Of State
Final Rank	3
Fastest Section Time (Section)	0:11.13 (400m)
Top Speed [km/h] (Section)	66.3 (400m)
Race State	Finished



Sunshine Coast QLD Professional

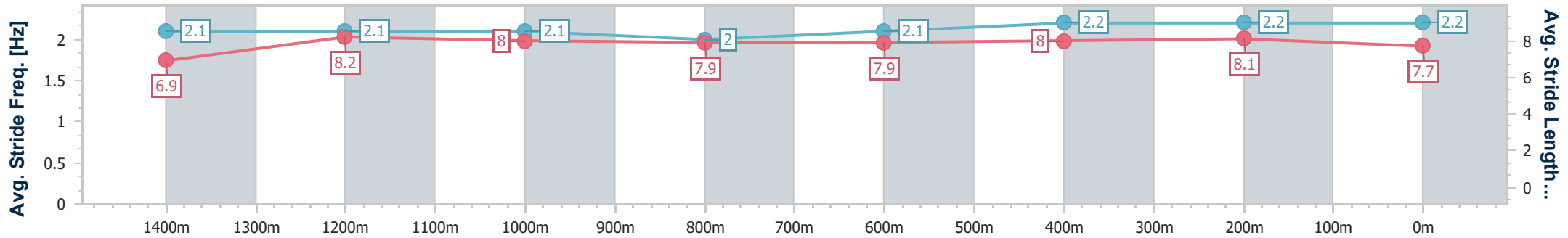
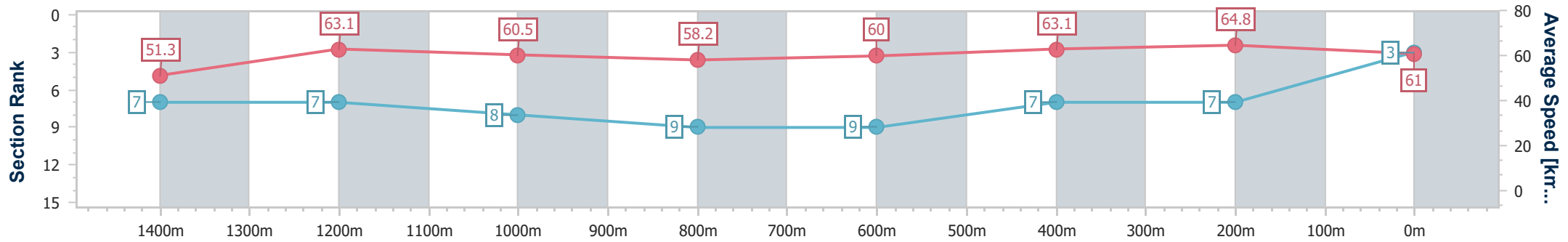
Race 8: TAB MOOLOOLABA CUP - 1600m

18 November 2023 - 16:32

Track Rating: Good 4, Weather: Overcast, Rail Position: True



Section	Overall	1400m	1200m	1000m	800m	600m	400m	200m
Section Times	1:36.47 [3] (0:14.06)	1:22.41 [7] (0:11.49)	1:10.92 [7] (0:11.95)	0:58.97 [8] (0:12.45)	0:46.52 [9] (0:12.09)	0:34.43 [9] (0:11.51)	0:22.92 [7] (0:11.13)	0:11.79 [7] (0:11.79)
Average Speed [km/h]	51.3	63.1	60.5	58.2	60.0	63.1	64.8	61.0
Top Speed [km/h]	62.6	64.4	61.7	59.0	61.5	65.5	66.3	62.3
Avg. Dist. to Rail [m]	7.3	3.2	2.6	2.6	1.4	1.6	4.8	6.5
Avg. Stride Freq. [Hz]	2.1	2.1	2.1	2.0	2.1	2.2	2.2	2.2
Avg. Stride Length [m]	6.9	8.2	8.0	7.9	7.9	8.0	8.1	7.7



- [] Ranking at each section and finish
- .-.- No data available at this section
- NA No data available



Horse/Jockey Name	Knight's Choice
Final Rank	4
Fastest Section Time (Section)	0:11.21 (400m)
Top Speed [km/h] (Section)	65.3 (400m)
Race State	Finished



Sunshine Coast QLD Professional

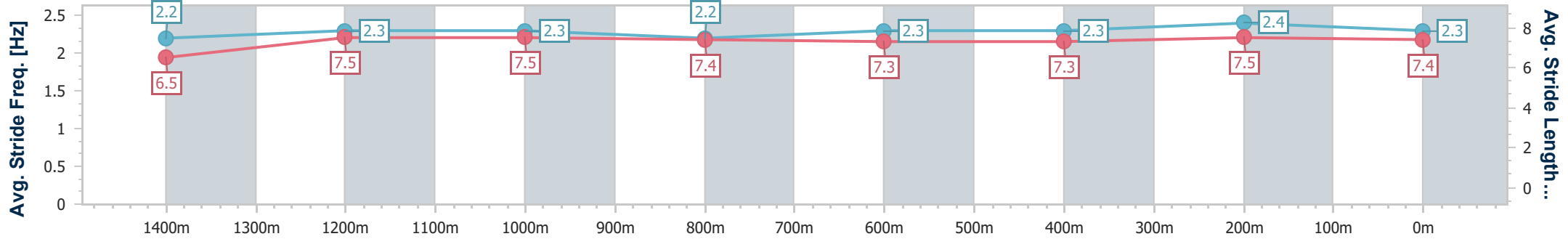
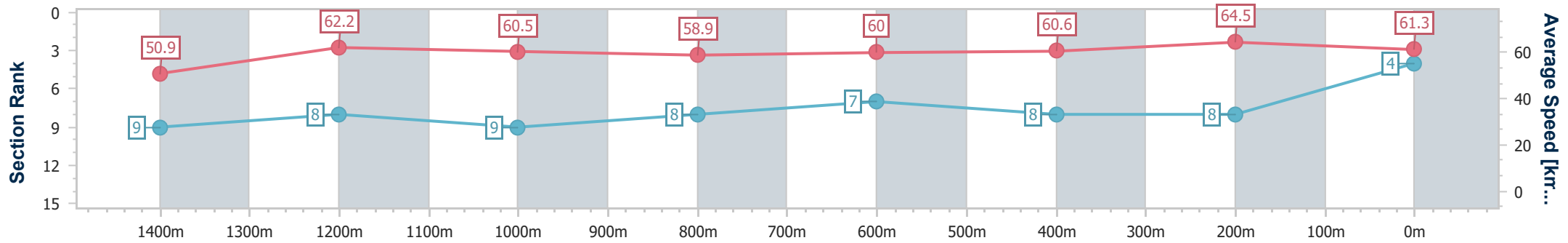
Race 8: TAB MOOLOOLABA CUP - 1600m

18 November 2023 - 16:32

Track Rating: Good 4, Weather: Overcast, Rail Position: True



Section	Overall	1400m	1200m	1000m	800m	600m	400m	200m
Section Times	1:36.50 [4] (0:14.18)	1:22.32 [9] (0:11.57)	1:10.75 [8] (0:11.90)	0:58.85 [9] (0:12.24)	0:46.61 [8] (0:11.91)	0:34.70 [7] (0:11.77)	0:22.93 [8] (0:11.21)	0:11.72 [8] (0:11.72)
Average Speed [km/h]	50.9	62.2	60.5	58.9	60.0	60.6	64.5	61.3
Top Speed [km/h]	63.5	63.8	61.6	59.7	61.8	63.7	65.3	62.5
Avg. Dist. to Rail [m]	3.0	0.6	0.3	0.3	0.8	1.5	0.7	3.5
Avg. Stride Freq. [Hz]	2.2	2.3	2.3	2.2	2.3	2.3	2.4	2.3
Avg. Stride Length [m]	6.5	7.5	7.5	7.4	7.3	7.3	7.5	7.4



- [] Ranking at each section and finish
- .-.- No data available at this section
- NA No data available



Horse/Jockey Name	Ocean Treaty
Final Rank	5
Fastest Section Time (Section)	0:11.37 (400m)
Top Speed [km/h] (Section)	64.8 (Overall)
Race State	Finished



Sunshine Coast QLD Professional

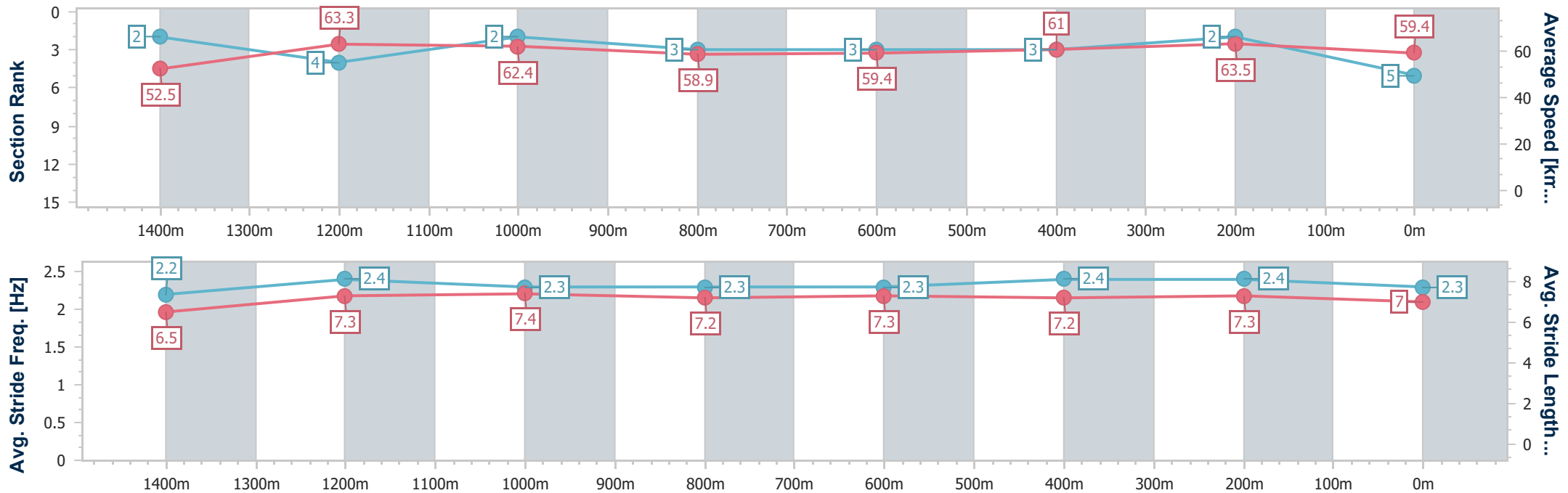
Race 8: TAB MOOLOOLABA CUP - 1600m



18 November 2023 - 16:32

Track Rating: Good 4, Weather: Overcast, Rail Position: True

Section	Overall	1400m	1200m	1000m	800m	600m	400m	200m
Section Times	1:36.50 [5] (0:13.71)	1:22.79 [2] (0:11.56)	1:11.23 [4] (0:11.66)	0:59.57 [2] (0:12.23)	0:47.34 [3] (0:12.10)	0:35.24 [3] (0:11.75)	0:23.49 [3] (0:11.37)	0:12.12 [2] (0:12.12)
Average Speed [km/h]	52.5	63.3	62.4	58.9	59.4	61.0	63.5	59.4
Top Speed [km/h]	64.8	64.0	62.9	61.1	60.6	63.5	64.0	62.2
Avg. Dist. to Rail [m]	15.5	7.9	4.7	2.4	0.5	0.9	1.5	2.8
Avg. Stride Freq. [Hz]	2.2	2.4	2.3	2.3	2.3	2.4	2.4	2.3
Avg. Stride Length [m]	6.5	7.3	7.4	7.2	7.3	7.2	7.3	7.0



- [] Ranking at each section and finish
- .-.- No data available at this section
- NA No data available



Horse/Jockey Name	Shibli
Final Rank	6
Fastest Section Time (Section)	0:11.20 (400m)
Top Speed [km/h] (Section)	65.3 (400m)
Race State	Finished



Sunshine Coast QLD Professional

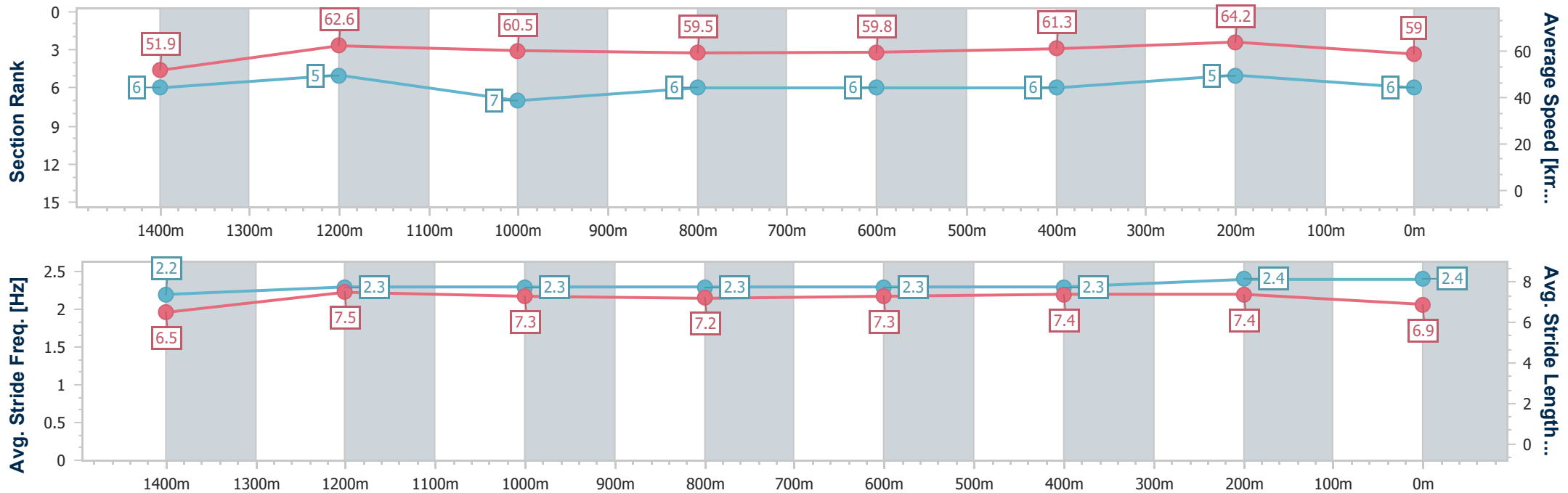
Race 8: TAB MOOLOOLABA CUP - 1600m

18 November 2023 - 16:32

Track Rating: Good 4, Weather: Overcast, Rail Position: True



Section	Overall	1400m	1200m	1000m	800m	600m	400m	200m
Section Times	1:36.73 [6] (0:13.89)	1:22.84 [6] (0:11.55)	1:11.29 [5] (0:11.95)	0:59.34 [7] (0:12.16)	0:47.18 [6] (0:12.09)	0:35.09 [6] (0:11.67)	0:23.42 [6] (0:11.20)	0:12.22 [5] (0:12.22)
Average Speed [km/h]	51.9	62.6	60.5	59.5	59.8	61.3	64.2	59.0
Top Speed [km/h]	64.1	63.8	62.3	62.4	61.4	64.2	65.3	61.7
Avg. Dist. to Rail [m]	4.9	2.9	2.2	2.0	0.8	1.0	1.2	2.1
Avg. Stride Freq. [Hz]	2.2	2.3	2.3	2.3	2.3	2.3	2.4	2.4
Avg. Stride Length [m]	6.5	7.5	7.3	7.2	7.3	7.4	7.4	6.9



- [] Ranking at each section and finish
- .-.- No data available at this section
- NA No data available



Horse/Jockey Name	Mississippi Prince
Final Rank	7
Fastest Section Time (Section)	0:11.43 (1400m)
Top Speed [km/h] (Section)	63.9 (Overall)
Race State	Finished



Sunshine Coast QLD Professional

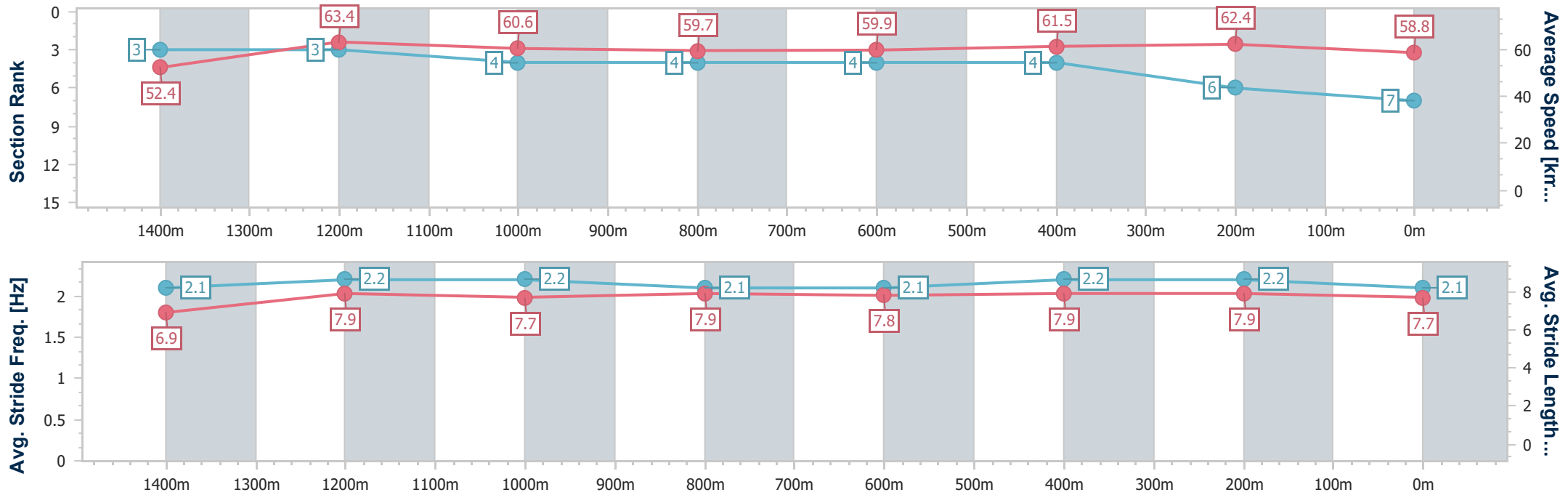
Race 8: TAB MOOLOOLABA CUP - 1600m



18 November 2023 - 16:32

Track Rating: Good 4, Weather: Overcast, Rail Position: True

Section	Overall	1400m	1200m	1000m	800m	600m	400m	200m
Section Times	1:36.86 [7] (0:13.75)	1:23.11 [3] (0:11.43)	1:11.68 [3] (0:11.89)	0:59.79 [4] (0:12.16)	0:47.63 [4] (0:12.08)	0:35.55 [4] (0:11.77)	0:23.78 [4] (0:11.52)	0:12.26 [6] (0:12.26)
Average Speed [km/h]	52.4	63.4	60.6	59.7	59.9	61.5	62.4	58.8
Top Speed [km/h]	63.9	63.8	62.2	60.7	60.9	63.1	63.3	61.0
Avg. Dist. to Rail [m]	5.1	2.5	2.3	2.2	1.2	0.4	0.5	0.6
Avg. Stride Freq. [Hz]	2.1	2.2	2.2	2.1	2.1	2.2	2.2	2.1
Avg. Stride Length [m]	6.9	7.9	7.7	7.9	7.8	7.9	7.9	7.7



- [] Ranking at each section and finish
- .-.-.- No data available at this section
- NA No data available



Horse/Jockey Name	Great House
Final Rank	8
Fastest Section Time (Section)	0:11.10 (400m)
Top Speed [km/h] (Section)	65.9 (400m)
Race State	Finished



Sunshine Coast QLD Professional

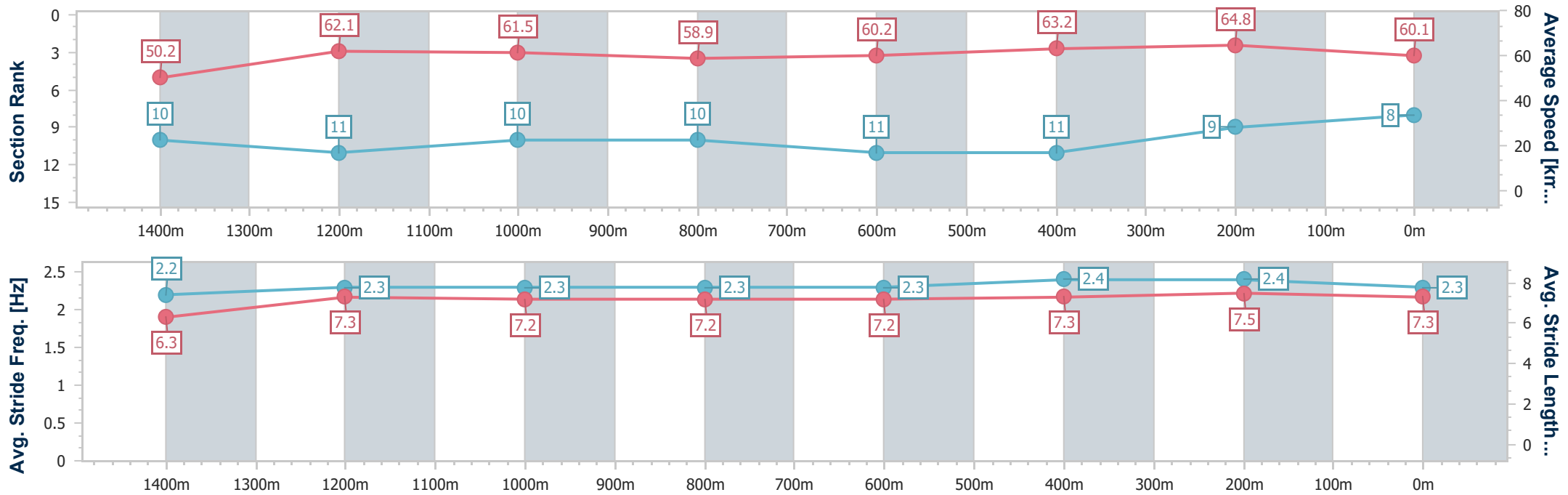
Race 8: TAB MOOLOOLABA CUP - 1600m

18 November 2023 - 16:32

Track Rating: Good 4, Weather: Overcast, Rail Position: True



Section	Overall	1400m	1200m	1000m	800m	600m	400m	200m
Section Times	1:36.91 [8] (0:14.36)	1:22.55 [10] (0:11.68)	1:10.87 [11] (0:11.72)	0:59.15 [10] (0:12.31)	0:46.84 [10] (0:12.14)	0:34.70 [11] (0:11.62)	0:23.08 [11] (0:11.10)	0:11.98 [9] (0:11.98)
Average Speed [km/h]	50.2	62.1	61.5	58.9	60.2	63.2	64.8	60.1
Top Speed [km/h]	63.3	63.3	62.9	59.5	62.2	64.5	65.9	63.8
Avg. Dist. to Rail [m]	9.8	3.4	3.2	3.1	2.3	3.0	5.3	7.4
Avg. Stride Freq. [Hz]	2.2	2.3	2.3	2.3	2.3	2.4	2.4	2.3
Avg. Stride Length [m]	6.3	7.3	7.2	7.2	7.2	7.3	7.5	7.3



- [] Ranking at each section and finish
- .-.- No data available at this section
- NA No data available



Horse/Jockey Name	Gave Us Up
Final Rank	9
Fastest Section Time (Section)	0:11.33 (400m)
Top Speed [km/h] (Section)	65.0 (Overall)
Race State	Finished



Sunshine Coast QLD Professional

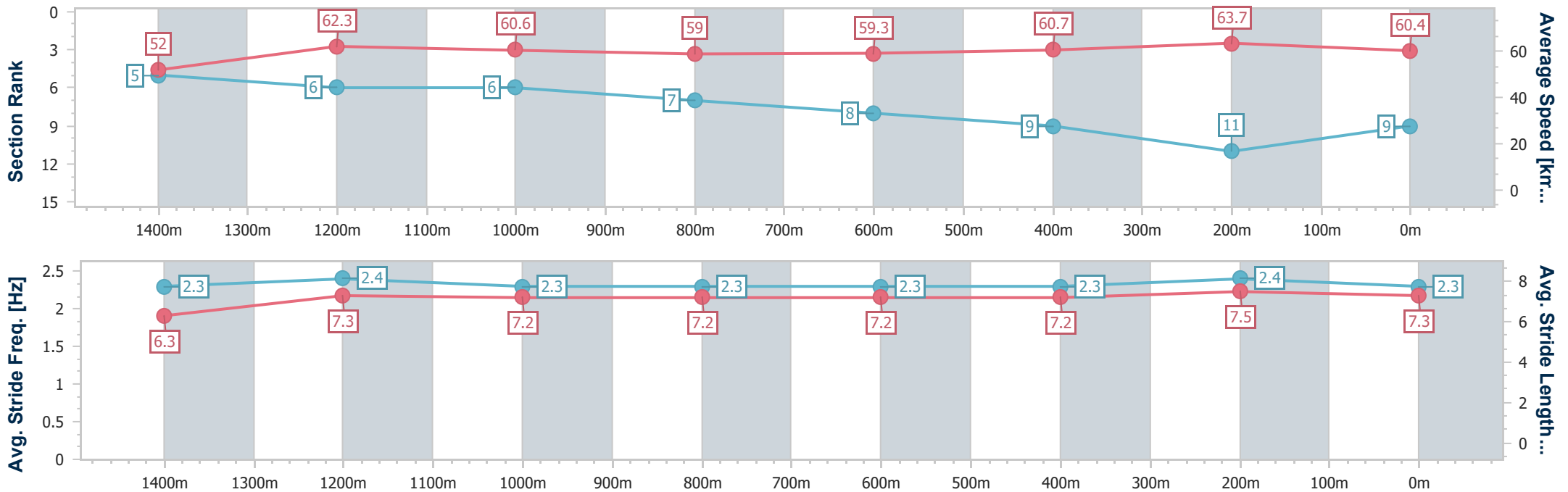
Race 8: TAB MOOLOOLABA CUP - 1600m



18 November 2023 - 16:32

Track Rating: Good 4, Weather: Overcast, Rail Position: True

Section	Overall	1400m	1200m	1000m	800m	600m	400m	200m
Section Times	1:36.93 [9] (0:13.85)	1:23.08 [5] (0:11.61)	1:11.47 [6] (0:11.90)	0:59.57 [6] (0:12.28)	0:47.29 [7] (0:12.24)	0:35.05 [8] (0:11.79)	0:23.26 [9] (0:11.33)	0:11.93 [11] (0:11.93)
Average Speed [km/h]	52.0	62.3	60.6	59.0	59.3	60.7	63.7	60.4
Top Speed [km/h]	65.0	64.8	61.6	60.1	60.6	63.5	64.6	62.3
Avg. Dist. to Rail [m]	8.2	2.8	1.7	2.2	1.2	0.4	2.3	4.6
Avg. Stride Freq. [Hz]	2.3	2.4	2.3	2.3	2.3	2.3	2.4	2.3
Avg. Stride Length [m]	6.3	7.3	7.2	7.2	7.2	7.2	7.5	7.3



- [] Ranking at each section and finish
- .-.- No data available at this section
- NA No data available



Horse/Jockey Name	Star Of Michelin
Final Rank	10
Fastest Section Time (Section)	0:11.26 (400m)
Top Speed [km/h] (Section)	64.9 (400m)
Race State	Finished



Sunshine Coast QLD Professional

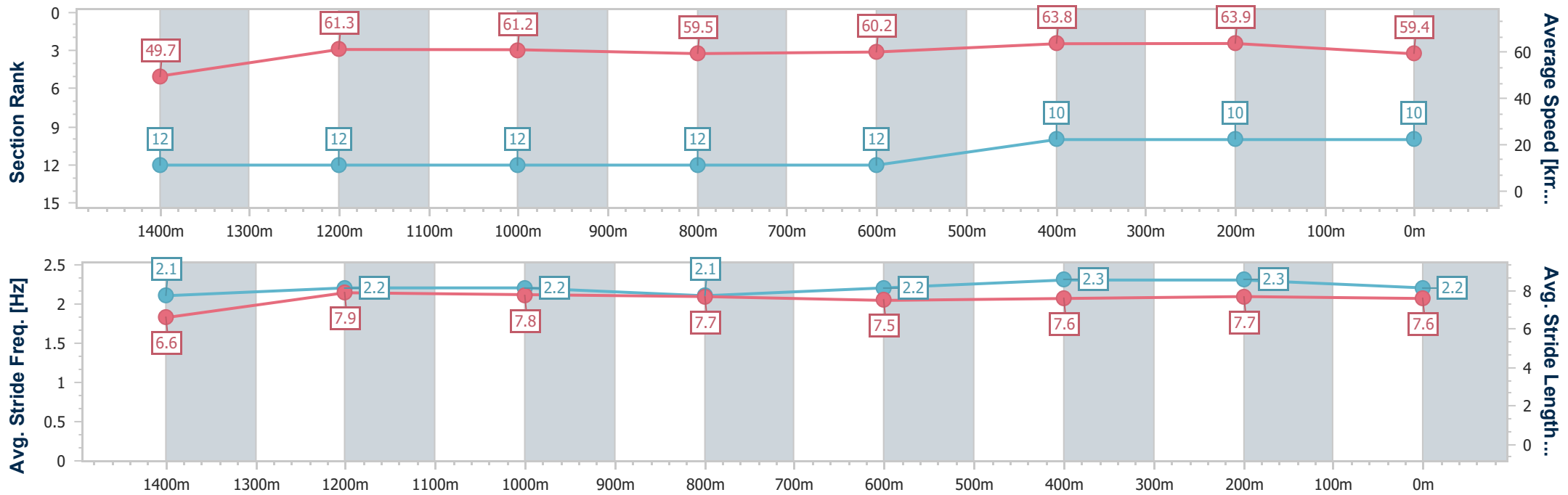
Race 8: TAB MOOLOOLABA CUP - 1600m



18 November 2023 - 16:32

Track Rating: Good 4, Weather: Overcast, Rail Position: True

Section	Overall	1400m	1200m	1000m	800m	600m	400m	200m
Section Times	1:37.09 [10] (0:14.53)	1:22.56 [12] (0:11.78)	1:10.78 [12] (0:11.80)	0:58.98 [12] (0:12.19)	0:46.79 [12] (0:12.02)	0:34.77 [12] (0:11.41)	0:23.36 [10] (0:11.26)	0:12.10 [10] (0:12.10)
Average Speed [km/h]	49.7	61.3	61.2	59.5	60.2	63.8	63.9	59.4
Top Speed [km/h]	62.9	62.5	62.0	60.4	63.0	64.8	64.9	61.9
Avg. Dist. to Rail [m]	7.2	2.9	2.4	2.6	1.3	1.2	2.1	3.4
Avg. Stride Freq. [Hz]	2.1	2.2	2.2	2.1	2.2	2.3	2.3	2.2
Avg. Stride Length [m]	6.6	7.9	7.8	7.7	7.5	7.6	7.7	7.6



- [] Ranking at each section and finish
- .-.- No data available at this section
- NA No data available



Horse/Jockey Name	Menazzi
Final Rank	11
Fastest Section Time (Section)	0:11.38 (1400m)
Top Speed [km/h] (Section)	64.8 (1400m)
Race State	Finished



Sunshine Coast QLD Professional

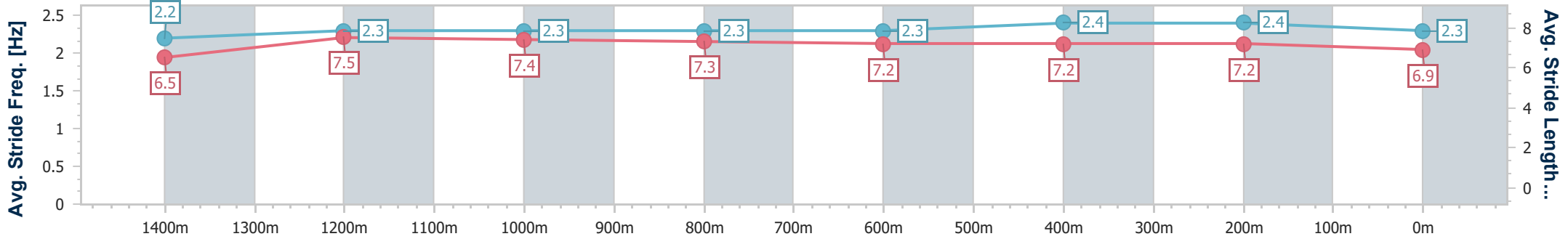
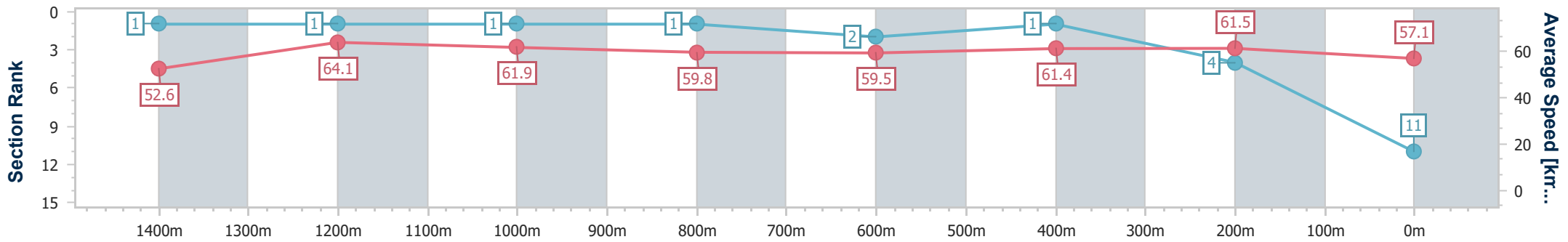
Race 8: TAB MOOLOOLABA CUP - 1600m



18 November 2023 - 16:32

Track Rating: Good 4, Weather: Overcast, Rail Position: True

Section	Overall	1400m	1200m	1000m	800m	600m	400m	200m
Section Times	1:37.11 [11] (0:13.70)	1:23.41 [1] (0:11.38)	1:12.03 [1] (0:11.66)	1:00.37 [1] (0:12.10)	0:48.27 [1] (0:12.19)	0:36.08 [2] (0:11.75)	0:24.33 [1] (0:11.71)	0:12.62 [4] (0:12.62)
Average Speed [km/h]	52.6	64.1	61.9	59.8	59.5	61.4	61.5	57.1
Top Speed [km/h]	64.6	64.8	63.7	61.5	60.6	62.5	62.7	59.4
Avg. Dist. to Rail [m]	11.5	5.5	2.9	2.2	1.3	0.3	1.3	2.3
Avg. Stride Freq. [Hz]	2.2	2.3	2.3	2.3	2.3	2.4	2.4	2.3
Avg. Stride Length [m]	6.5	7.5	7.4	7.3	7.2	7.2	7.2	6.9



- [] Ranking at each section and finish
- .-.- No data available at this section
- NA No data available



Horse/Jockey Name	Set Me Up
Final Rank	12
Fastest Section Time (Section)	0:11.54 (1400m)
Top Speed [km/h] (Section)	64.5 (Overall)
Race State	Finished



Sunshine Coast QLD Professional

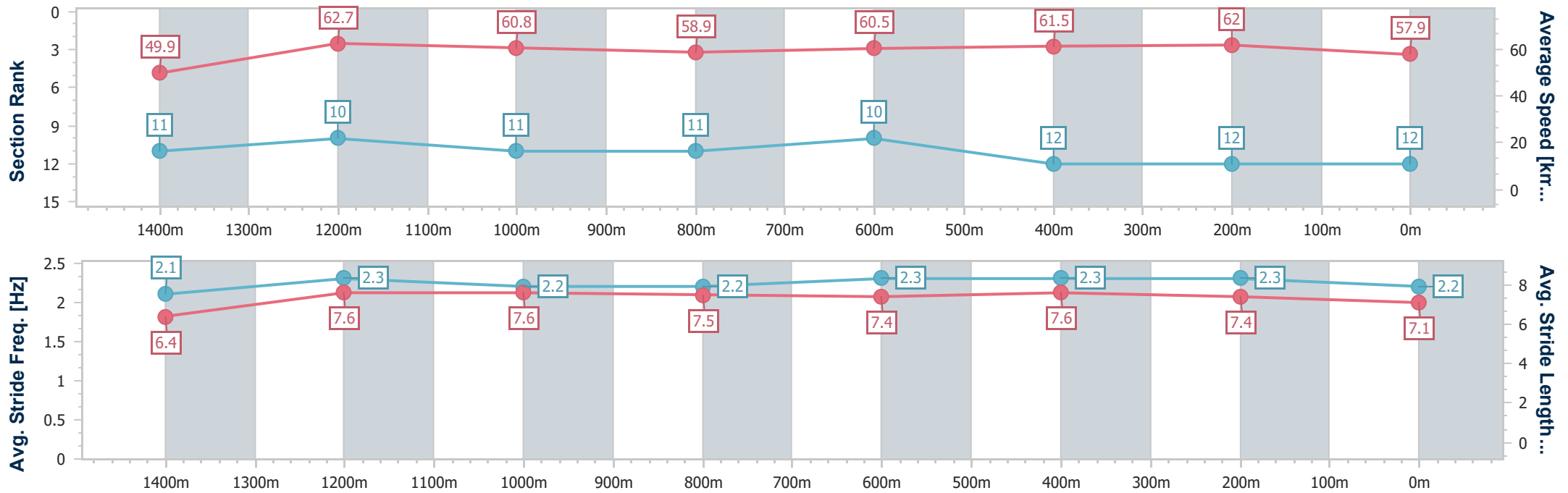
Race 8: TAB MOOLOOLABA CUP - 1600m



18 November 2023 - 16:32

Track Rating: Good 4, Weather: Overcast, Rail Position: True

Section	Overall	1400m	1200m	1000m	800m	600m	400m	200m
Section Times	1:37.97 [12] (0:14.49)	1:23.48 [11] (0:11.54)	1:11.94 [10] (0:11.83)	1:00.11 [11] (0:12.30)	0:47.81 [11] (0:11.99)	0:35.82 [10] (0:11.76)	0:24.06 [12] (0:11.60)	0:12.46 [12] (0:12.46)
Average Speed [km/h]	49.9	62.7	60.8	58.9	60.5	61.5	62.0	57.9
Top Speed [km/h]	64.5	64.2	61.8	60.1	62.3	62.8	63.3	60.1
Avg. Dist. to Rail [m]	6.4	2.1	2.6	2.4	1.1	0.8	0.9	0.3
Avg. Stride Freq. [Hz]	2.1	2.3	2.2	2.2	2.3	2.3	2.3	2.2
Avg. Stride Length [m]	6.4	7.6	7.6	7.5	7.4	7.6	7.4	7.1



- [] Ranking at each section and finish
- .-.-.- No data available at this section
- NA No data available