



# Sunshine Coast QLD Professional

## Race 4: KENDRICK RACING Class 3 Handicap - 1200m

18 November 2023 - 14:03



Track Rating: Good 4, Weather: Overcast, Rail Position: True

Section		Field Times											Last 600m	
		Overall	1000m	800m	600m	400m	200m						0:34.16	
		1:12.02 (0:13.83)	0:58.19 (0:11.70)	0:46.49 (0:12.33)	0:34.16 (0:11.94)	0:22.22 (0:10.94)	0:11.28 (0:11.28)							
Rank	TAB	Horse/Jockey	Barrier	Top Speed [km/h]	Fastest Section								Margin	Distance Travelled [m]
1	2	<b>STANDING ORDER</b> James Orman	12	66.9 400m	0:10.94 400m	1:12.02 [1] (0:13.90)	0:58.12 [2] (0:11.63)	0:46.49 [1] (0:12.33)	0:34.16 [1] (0:11.94)	0:22.22 [1] (0:10.94)	0:11.28 [1] (0:11.28)	1:12.02	0:34.16	
2	4	<b>HELLUVA BARTY</b> Justin Huxtable	13	69.0 400m	0:10.63 400m	1:12.20 [2] (0:14.42)	0:57.78 [6] (0:11.89)	0:45.89 [6] (0:12.14)	0:33.75 [5] (0:11.72)	0:22.03 [5] (0:10.63)	0:11.40 [3] (0:11.40)	1L	0:33.75	+5
3	3	<b>DEVASTATING</b> Ryan Maloney	4	67.8 400m	0:10.80 400m	1:12.21 [3] (0:13.83)	0:58.38 [1] (0:11.86)	0:46.52 [2] (0:12.30)	0:34.22 [2] (0:11.96)	0:22.26 [2] (0:10.80)	0:11.46 [2] (0:11.46)	1.1L	0:34.22	+4
4	7	<b>DEER TRAIL</b> Ben Thompson	16	69.3 400m	0:10.58 400m	1:12.30 [4] (0:14.78)	0:57.52 [8] (0:11.80)	0:45.72 [7] (0:12.13)	0:33.59 [7] (0:11.78)	0:21.81 [8] (0:10.58)	0:11.23 [7] (0:11.23)	1.5L	0:33.59	+5
5	11	<b>FIGHTING IDOL</b> Justin Stanley	8	67.3 400m	0:10.84 400m	1:12.31 [5] (0:14.02)	0:58.29 [3] (0:11.95)	0:46.34 [3] (0:12.28)	0:34.06 [4] (0:11.77)	0:22.29 [3] (0:10.84)	0:11.45 [4] (0:11.45)	1.6L	0:34.06	-3
6	6	<b>SERGEANT HULKA</b> Ryan Wiggins	1	68.5 400m	0:10.74 400m	1:12.50 [6] (0:14.31)	0:58.19 [5] (0:11.94)	0:46.25 [5] (0:12.30)	0:33.95 [6] (0:11.72)	0:22.23 [6] (0:10.74)	0:11.49 [5] (0:11.49)	2.6L	0:33.95	-2
7	17	<b>ALREADY A STAR</b> Damien Thornton	2	67.7 400m	0:10.75 400m	1:12.51 [7] (0:14.61)	0:57.90 [7] (0:12.08)	0:45.82 [8] (0:12.11)	0:33.71 [8] (0:11.59)	0:22.12 [7] (0:10.75)	0:11.37 [8] (0:11.37)	2.7L	0:33.71	-5
8	15	<b>SILLY SALMON</b> Micheal Hellyer	10	66.1 400m	0:11.02 400m	1:12.83 [8] (0:14.25)	0:58.58 [4] (0:11.78)	0:46.80 [4] (0:12.21)	0:34.59 [3] (0:11.80)	0:22.79 [4] (0:11.02)	0:11.77 [6] (0:11.77)	4.5L	0:34.59	+1
9	18	<b>MAXIE TAP</b> Luke Tarrant	6	65.4 400m	0:11.09 400m	1:13.33 [9] (0:14.93)	0:58.40 [10] (0:11.92)	0:46.48 [9] (0:12.13)	0:34.35 [10] (0:11.67)	0:22.68 [9] (0:11.09)	0:11.59 [10] (0:11.59)	7.3L	0:34.35	+2
10	14	<b>RISKY INVESTMENT</b> Cejay Graham	3	66.0 400m	0:11.00 400m	1:13.58 [10] (0:14.83)	0:58.75 [9] (0:12.11)	0:46.64 [10] (0:11.97)	0:34.67 [9] (0:11.76)	0:22.91 [10] (0:11.00)	0:11.91 [9] (0:11.91)	8.6L	0:34.67	+6

Scratched: Star Gamble (#5), Boom Court (#10), Jump'n Fly (#16), Money Man (#12), Orient's Secret (#8), Lubrication (#1), Prepotent (#13), Zhuang Shi (#9)

[ ] Ranking at each section and finish  
 -:-:- No data available at this section  
 NA No data available

SCN Saddle cloth number  
 DNF Did not finish  
 DNT Did not track



Horse/Jockey Name	Standing Order
Final Rank	1
Fastest Section Time (Section)	0:10.94 (400m)
Top Speed [km/h] (Section)	66.9 (400m)
Race State	Finished



### Sunshine Coast QLD Professional

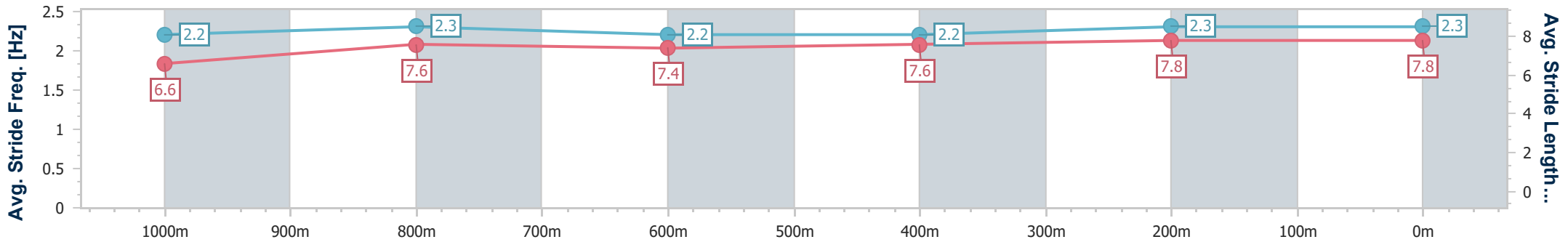
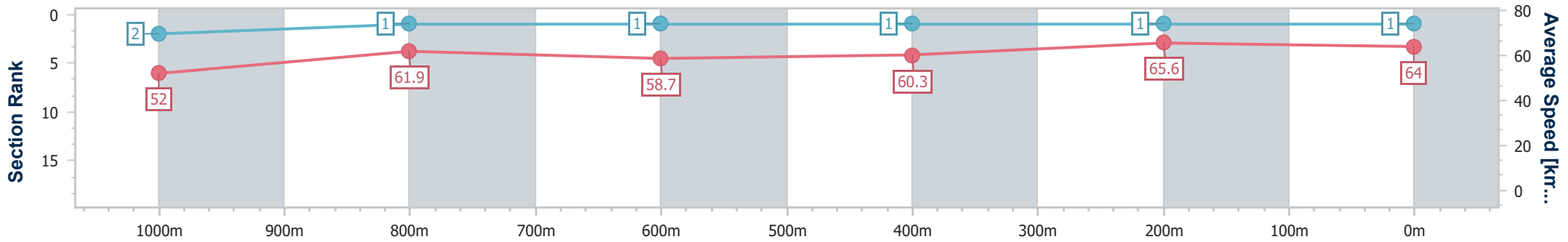
Race 4: KENDRICK RACING Class 3 Handicap - 1200m



18 November 2023 - 14:03

Track Rating: Good 4, Weather: Overcast, Rail Position: True

Section	Overall	1000m	800m	600m	400m	200m
Section Times	1:12.02 [1] (0:13.90)	0:58.12 [2] (0:11.63)	0:46.49 [1] (0:12.33)	0:34.16 [1] (0:11.94)	0:22.22 [1] (0:10.94)	0:11.28 [1] (0:11.28)
Average Speed [km/h]	52.0	61.9	58.7	60.3	65.6	64.0
Top Speed [km/h]	64.1	63.8	59.9	64.3	66.9	66.2
Avg. Dist. to Rail [m]	8.3	3.3	0.5	0.4	2.9	3.8
Avg. Stride Freq. [Hz]	2.2	2.3	2.2	2.2	2.3	2.3
Avg. Stride Length [m]	6.6	7.6	7.4	7.6	7.8	7.8



- [ ] Ranking at each section and finish
- .-.- No data available at this section
- NA No data available



Horse/Jockey Name	Helluva Barty
Final Rank	2
Fastest Section Time (Section)	0:10.63 (400m)
Top Speed [km/h] (Section)	69.0 (400m)
Race State	Finished



### Sunshine Coast QLD Professional

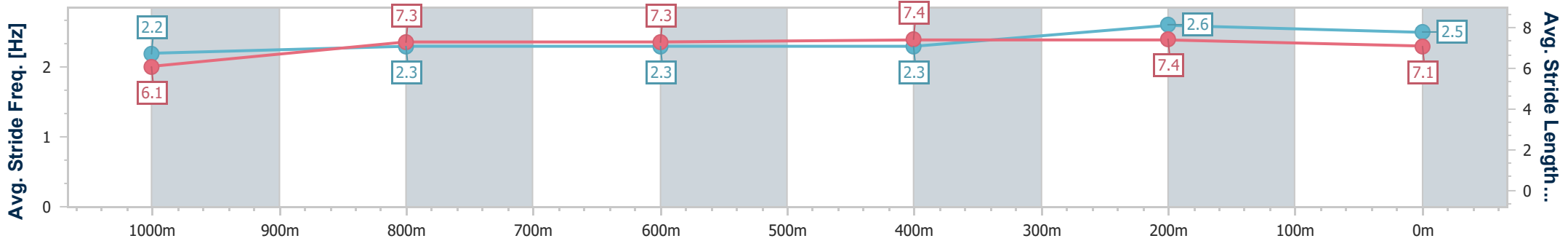
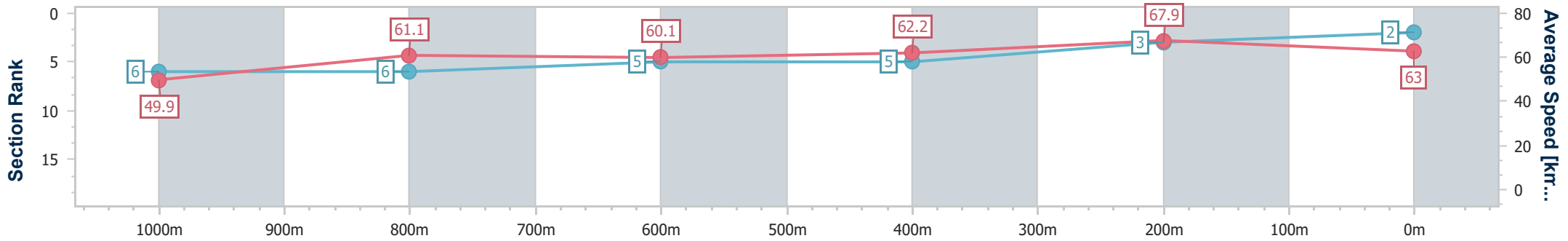
Race 4: KENDRICK RACING Class 3 Handicap - 1200m



18 November 2023 - 14:03

Track Rating: Good 4, Weather: Overcast, Rail Position: True

Section	Overall	1000m	800m	600m	400m	200m
Section Times	1:12.20 [2] (0:14.42)	0:57.78 [6] (0:11.89)	0:45.89 [6] (0:12.14)	0:33.75 [5] (0:11.72)	0:22.03 [5] (0:10.63)	0:11.40 [3] (0:11.40)
Average Speed [km/h]	49.9	61.1	60.1	62.2	67.9	63.0
Top Speed [km/h]	62.1	62.7	63.3	66.4	69.0	66.8
Avg. Dist. to Rail [m]	8.3	3.6	2.2	2.2	6.6	6.5
Avg. Stride Freq. [Hz]	2.2	2.3	2.3	2.3	2.6	2.5
Avg. Stride Length [m]	6.1	7.3	7.3	7.4	7.4	7.1



- [ ] Ranking at each section and finish
- .-.- No data available at this section
- NA No data available



Horse/Jockey Name	Devastating
Final Rank	3
Fastest Section Time (Section)	0:10.80 (400m)
Top Speed [km/h] (Section)	67.8 (400m)
Race State	Finished



Sunshine Coast QLD Professional

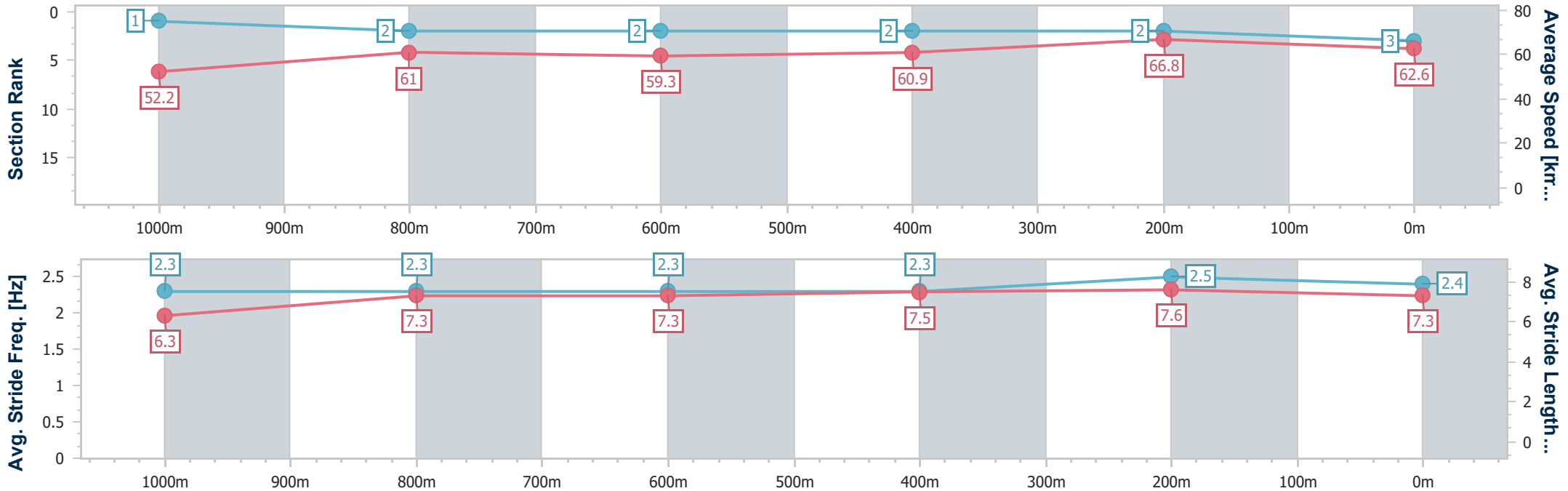
Race 4: KENDRICK RACING Class 3 Handicap - 1200m



18 November 2023 - 14:03

Track Rating: Good 4, Weather: Overcast, Rail Position: True

Section	Overall	1000m	800m	600m	400m	200m
Section Times	1:12.21 [3] (0:13.83)	0:58.38 [1] (0:11.86)	0:46.52 [2] (0:12.30)	0:34.22 [2] (0:11.96)	0:22.26 [2] (0:10.80)	0:11.46 [2] (0:11.46)
Average Speed [km/h]	52.2	61.0	59.3	60.9	66.8	62.6
Top Speed [km/h]	62.6	62.1	60.4	65.1	67.8	66.6
Avg. Dist. to Rail [m]	4.6	2.8	2.4	1.4	5.8	6.1
Avg. Stride Freq. [Hz]	2.3	2.3	2.3	2.3	2.5	2.4
Avg. Stride Length [m]	6.3	7.3	7.3	7.5	7.6	7.3



- [ ] Ranking at each section and finish
- .-.- No data available at this section
- NA No data available



Horse/Jockey Name	Deer Trail
Final Rank	4
Fastest Section Time (Section)	0:10.58 (400m)
Top Speed [km/h] (Section)	69.3 (400m)
Race State	Finished



### Sunshine Coast QLD Professional

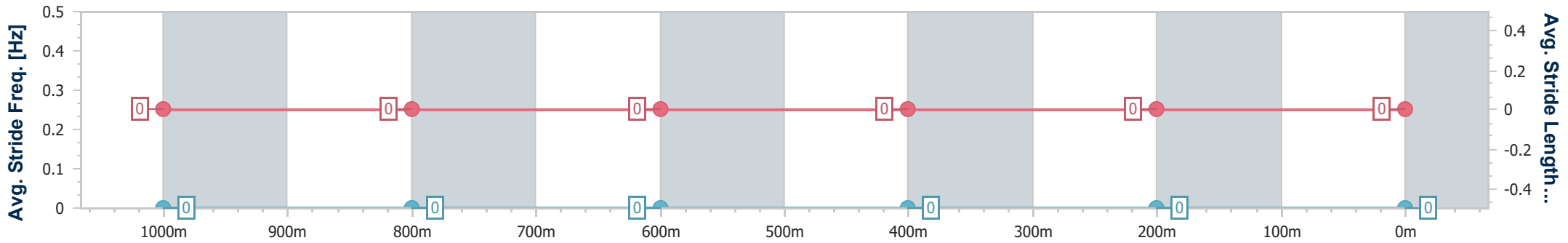
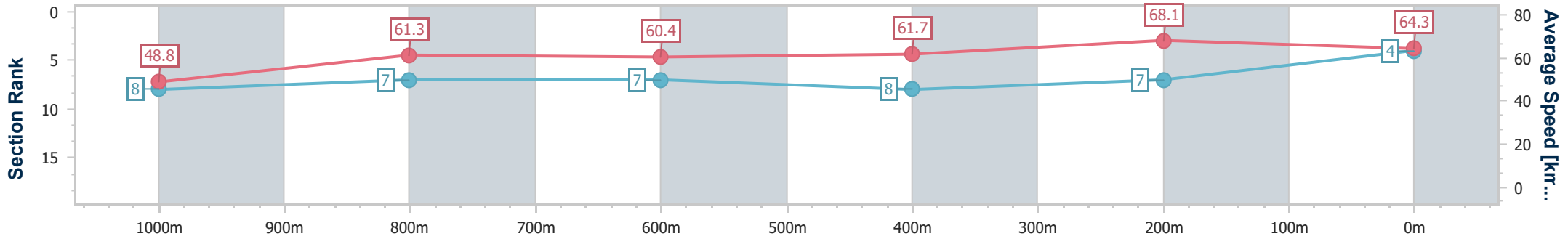
Race 4: KENDRICK RACING Class 3 Handicap - 1200m



18 November 2023 - 14:03

Track Rating: Good 4, Weather: Overcast, Rail Position: True

Section	Overall	1000m	800m	600m	400m	200m							
Section Times	1:12.30 [4] (0:14.78)	0:57.52 [8] (0:11.80)	0:45.72 [7] (0:12.13)	0:33.59 [7] (0:11.78)	0:21.81 [8] (0:10.58)	0:11.23 [7]							
Average Speed [km/h]	48.8	61.3	60.4	61.7	68.1	64.3							
Top Speed [km/h]	59.8	62.8	63.6	65.4	69.3	67.7							
Avg. Dist. to Rail [m]	8.7	3.4	2.5	1.8	6.0	7.0							
Avg. Stride Freq. [Hz]	--	--	--	--	--	--							
Avg. Stride Length [m]	--	--	--	--	--	--							



- [ ] Ranking at each section and finish
- No data available at this section
- NA No data available



Horse/Jockey Name	Fighting Idol
Final Rank	5
Fastest Section Time (Section)	0:10.84 (400m)
Top Speed [km/h] (Section)	67.3 (400m)
Race State	Finished



### Sunshine Coast QLD Professional

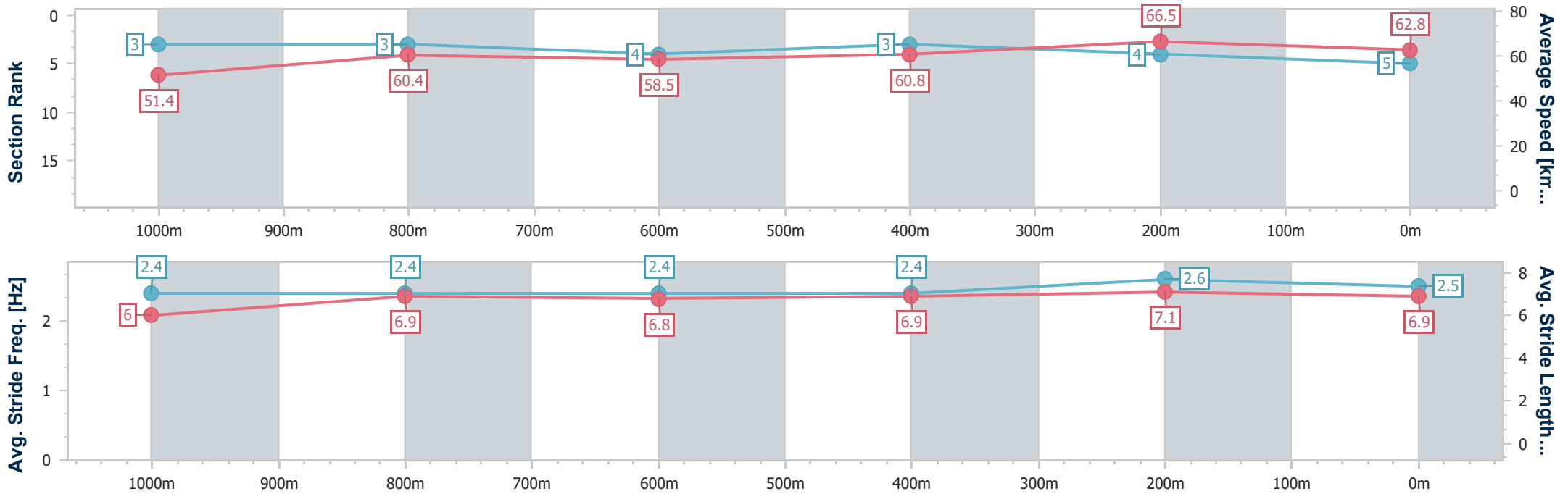
Race 4: KENDRICK RACING Class 3 Handicap - 1200m



18 November 2023 - 14:03

Track Rating: Good 4, Weather: Overcast, Rail Position: True

Section	Overall	1000m	800m	600m	400m	200m
Section Times	1:12.31 [5] (0:14.02)	0:58.29 [3] (0:11.95)	0:46.34 [3] (0:12.28)	0:34.06 [4] (0:11.77)	0:22.29 [3] (0:10.84)	0:11.45 [4]
Average Speed [km/h]	51.4	60.4	58.5	60.8	66.5	62.8
Top Speed [km/h]	61.8	62.3	60.8	66.6	67.3	64.5
Avg. Dist. to Rail [m]	5.5	1.9	0.7	0.7	1.7	2.4
Avg. Stride Freq. [Hz]	2.4	2.4	2.4	2.4	2.6	2.5
Avg. Stride Length [m]	6.0	6.9	6.8	6.9	7.1	6.9



- [ ] Ranking at each section and finish
- .-.- No data available at this section
- NA No data available



Horse/Jockey Name	Sergeant Hulka
Final Rank	6
Fastest Section Time (Section)	0:10.74 (400m)
Top Speed [km/h] (Section)	68.5 (400m)
Race State	Finished



### Sunshine Coast QLD Professional

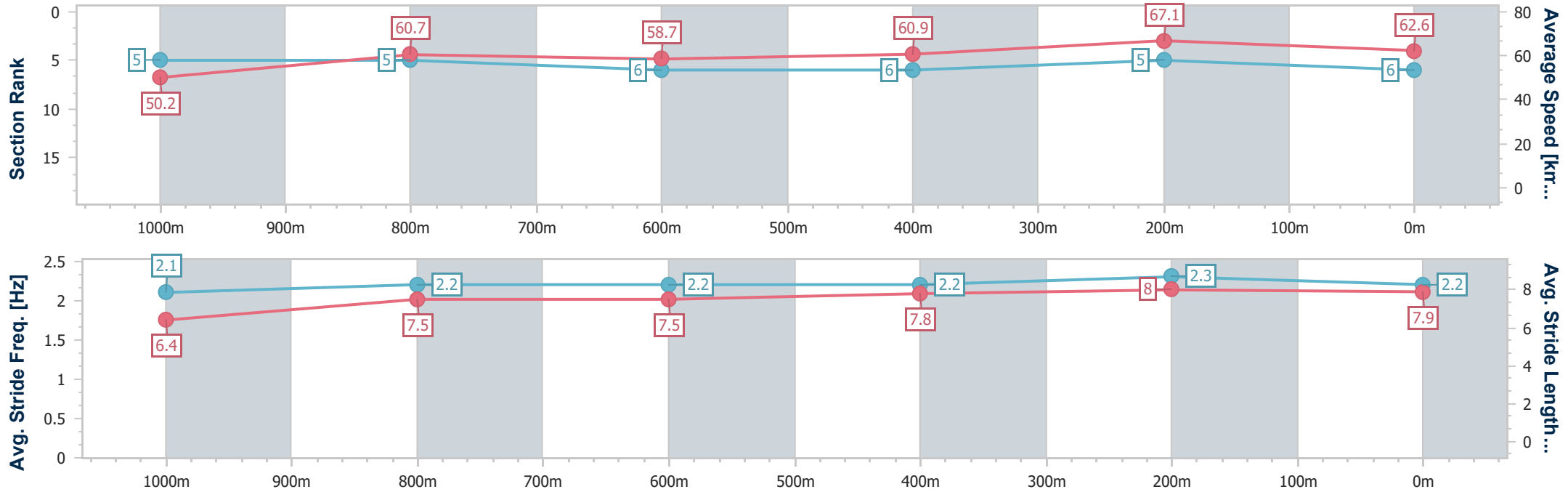
Race 4: KENDRICK RACING Class 3 Handicap - 1200m



18 November 2023 - 14:03

Track Rating: Good 4, Weather: Overcast, Rail Position: True

Section	Overall	1000m	800m	600m	400m	200m
Section Times	1:12.50 [6] (0:14.31)	0:58.19 [5] (0:11.94)	0:46.25 [5] (0:12.30)	0:33.95 [6] (0:11.72)	0:22.23 [6] (0:10.74)	0:11.49 [5] (0:11.49)
Average Speed [km/h]	50.2	60.7	58.7	60.9	67.1	62.6
Top Speed [km/h]	60.7	63.3	60.5	64.6	68.5	66.5
Avg. Dist. to Rail [m]	2.9	2.3	0.9	1.2	2.9	4.3
Avg. Stride Freq. [Hz]	2.1	2.2	2.2	2.2	2.3	2.2
Avg. Stride Length [m]	6.4	7.5	7.5	7.8	8.0	7.9



- [ ] Ranking at each section and finish
- .-.- No data available at this section
- NA No data available



Horse/Jockey Name	Already A Star
Final Rank	7
Fastest Section Time (Section)	0:10.75 (400m)
Top Speed [km/h] (Section)	67.7 (400m)
Race State	Finished



Sunshine Coast QLD Professional

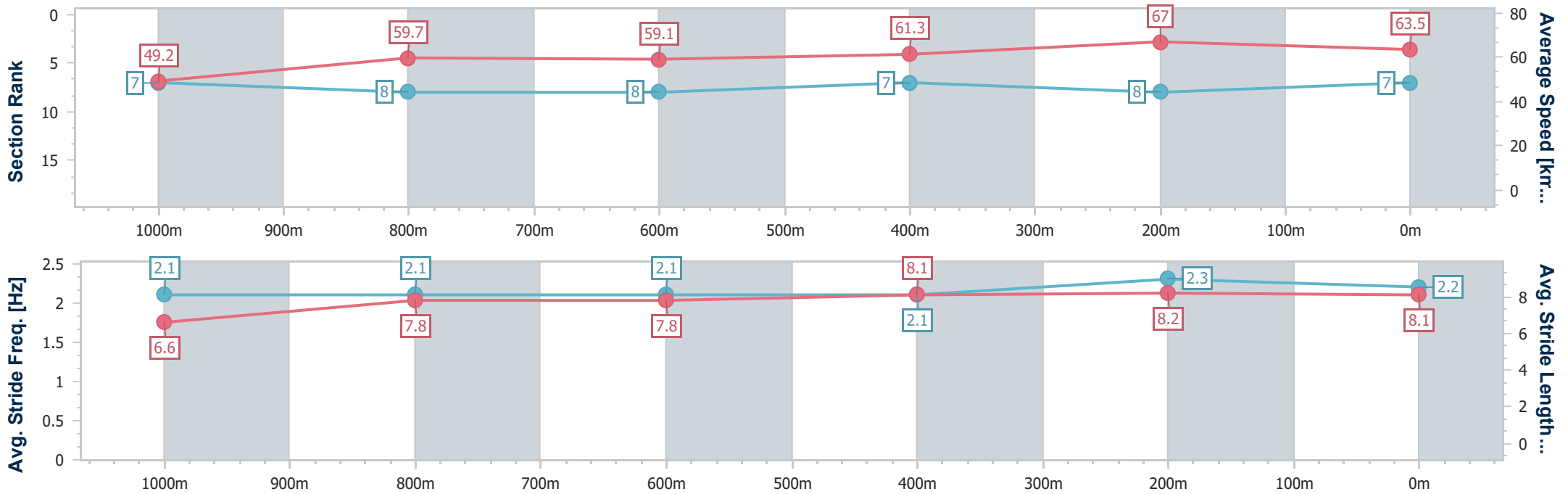
Race 4: KENDRICK RACING Class 3 Handicap - 1200m



18 November 2023 - 14:03

Track Rating: Good 4, Weather: Overcast, Rail Position: True

Section	Overall	1000m	800m	600m	400m	200m
Section Times	1:12.51 [7] (0:14.61)	0:57.90 [7] (0:12.08)	0:45.82 [8] (0:12.11)	0:33.71 [8] (0:11.59)	0:22.12 [7] (0:10.75)	0:11.37 [8] (0:11.37)
Average Speed [km/h]	49.2	59.7	59.1	61.3	67.0	63.5
Top Speed [km/h]	59.4	60.7	61.2	65.5	67.7	67.2
Avg. Dist. to Rail [m]	3.9	1.5	1.5	2.0	3.2	2.2
Avg. Stride Freq. [Hz]	2.1	2.1	2.1	2.1	2.3	2.2
Avg. Stride Length [m]	6.6	7.8	7.8	8.1	8.2	8.1



- [ ] Ranking at each section and finish
- .-.- No data available at this section
- NA No data available





Horse/Jockey Name	Silly Salmon
Final Rank	8
Fastest Section Time (Section)	0:11.02 (400m)
Top Speed [km/h] (Section)	66.1 (400m)
Race State	Finished



Sunshine Coast QLD Professional

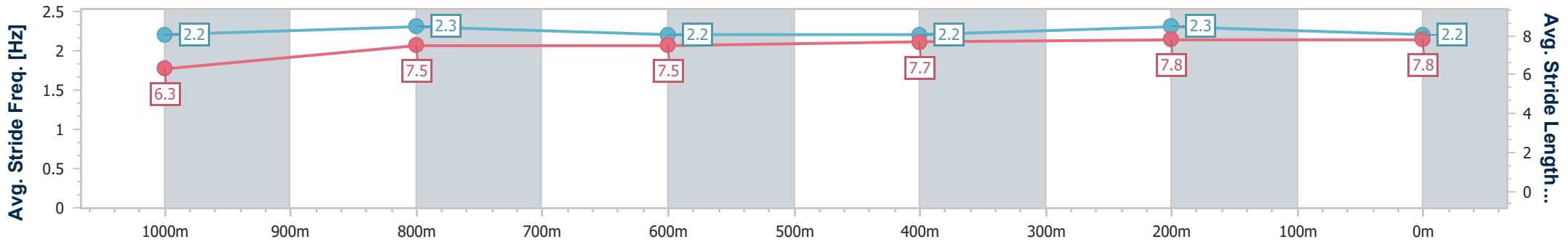
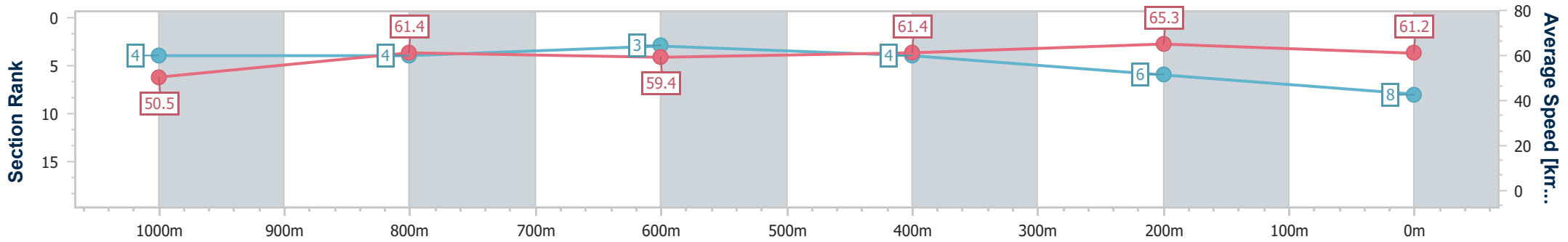
Race 4: KENDRICK RACING Class 3 Handicap - 1200m



18 November 2023 - 14:03

Track Rating: Good 4, Weather: Overcast, Rail Position: True

Section	Overall	1000m	800m	600m	400m	200m
Section Times	1:12.83 [8] (0:14.25)	0:58.58 [4] (0:11.78)	0:46.80 [4] (0:12.21)	0:34.59 [3] (0:11.80)	0:22.79 [4] (0:11.02)	0:11.77 [6] (0:11.77)
Average Speed [km/h]	50.5	61.4	59.4	61.4	65.3	61.2
Top Speed [km/h]	61.1	62.8	61.5	65.3	66.1	64.3
Avg. Dist. to Rail [m]	6.2	2.8	0.8	1.0	4.9	5.5
Avg. Stride Freq. [Hz]	2.2	2.3	2.2	2.2	2.3	2.2
Avg. Stride Length [m]	6.3	7.5	7.5	7.7	7.8	7.8



- [ ] Ranking at each section and finish
- .-.- No data available at this section
- NA No data available



Horse/Jockey Name	Maxie Tap
Final Rank	9
Fastest Section Time (Section)	0:11.09 (400m)
Top Speed [km/h] (Section)	65.4 (400m)
Race State	Finished



Sunshine Coast QLD Professional

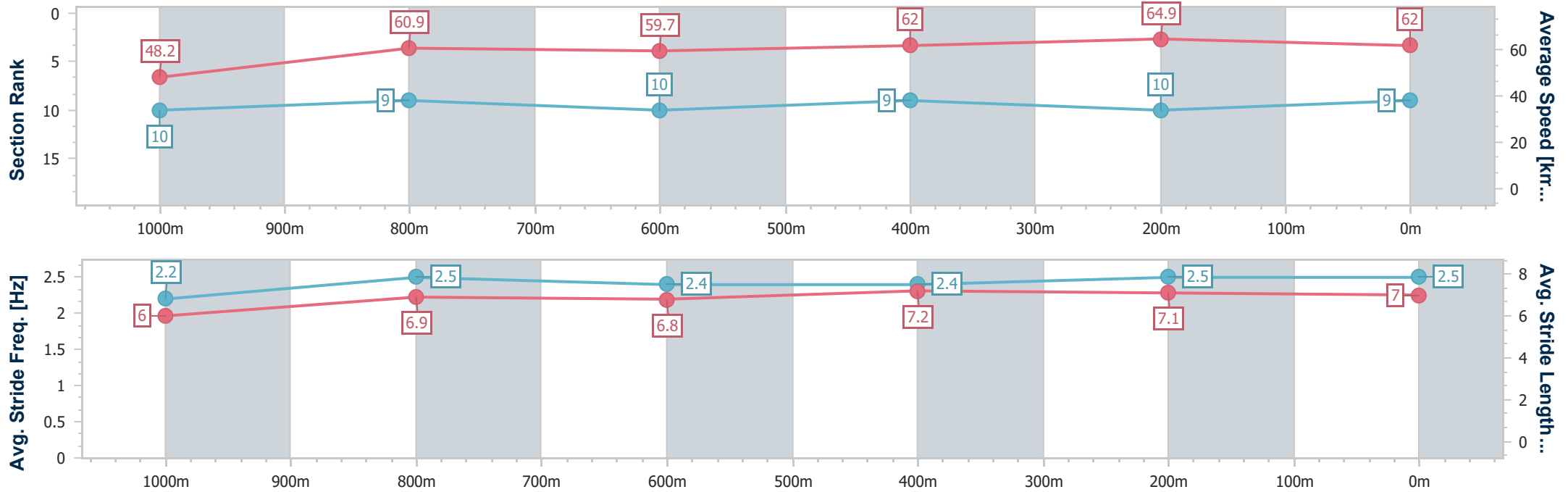
Race 4: KENDRICK RACING Class 3 Handicap - 1200m



18 November 2023 - 14:03

Track Rating: Good 4, Weather: Overcast, Rail Position: True

Section	Overall	1000m	800m	600m	400m	200m
Section Times	1:13.33 [9] (0:14.93)	0:58.40 [10] (0:11.92)	0:46.48 [9] (0:12.13)	0:34.35 [10] (0:11.67)	0:22.68 [9] (0:11.09)	0:11.59 [10] (0:11.59)
Average Speed [km/h]	48.2	60.9	59.7	62.0	64.9	62.0
Top Speed [km/h]	60.0	61.8	62.5	65.0	65.4	64.8
Avg. Dist. to Rail [m]	5.1	2.1	1.5	0.5	2.0	2.5
Avg. Stride Freq. [Hz]	2.2	2.5	2.4	2.4	2.5	2.5
Avg. Stride Length [m]	6.0	6.9	6.8	7.2	7.1	7.0



- [ ] Ranking at each section and finish
- .-.- No data available at this section
- NA No data available



Horse/Jockey Name	Risky Investment
Final Rank	10
Fastest Section Time (Section)	0:11.00 (400m)
Top Speed [km/h] (Section)	66.0 (400m)
Race State	Finished



Sunshine Coast QLD Professional

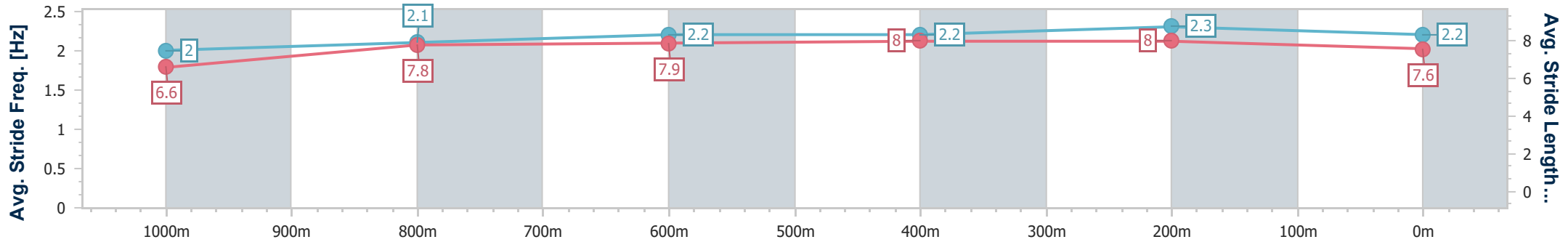
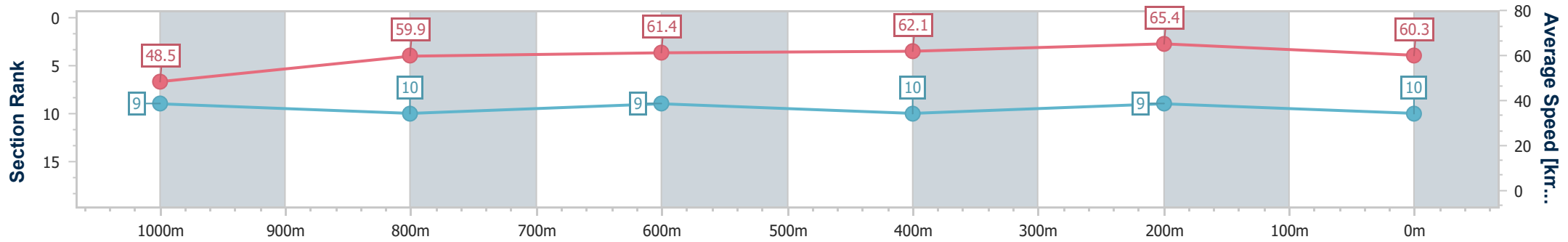
Race 4: KENDRICK RACING Class 3 Handicap - 1200m



18 November 2023 - 14:03

Track Rating: Good 4, Weather: Overcast, Rail Position: True

Section	Overall	1000m	800m	600m	400m	200m
Section Times	1:13.58 [10] (0:14.83)	0:58.75 [9] (0:12.11)	0:46.64 [10] (0:11.97)	0:34.67 [9] (0:11.76)	0:22.91 [10] (0:11.00)	0:11.91 [9] (0:11.91)
Average Speed [km/h]	48.5	59.9	61.4	62.1	65.4	60.3
Top Speed [km/h]	60.8	62.4	63.0	65.9	66.0	64.1
Avg. Dist. to Rail [m]	5.0	3.3	3.1	2.3	6.8	6.6
Avg. Stride Freq. [Hz]	2.0	2.1	2.2	2.2	2.3	2.2
Avg. Stride Length [m]	6.6	7.8	7.9	8.0	8.0	7.6



- [ ] Ranking at each section and finish
- .-.- No data available at this section
- NA No data available