



Sunshine Coast QLD Professional
Race 3: ACCURATE ROAD PROFILING SERVICES 3YO QUALITY
HANDICAP - 1600m
18 November 2023 - 13:28



Track Rating: Good 4, Weather: Overcast, Rail Position: True

Section		Overall	1400m	1200m	1000m	800m	600m	400m	Last 600m					
Field Times		1:37.72 (0:13.78)	1:23.94 (0:11.89)	1:12.05 (0:12.30)	0:59.75 (0:12.57)	0:47.18 (0:12.08)	0:35.10 (0:11.60)	0:23.50 (0:11.62)	0:35.10					
Rank	TAB	Horse/Jockey	Barrier	Top Speed [km/h]	Fastest Section								Distance Travelled [m]	
1	11	MORE TROUBLE Corey Bayliss	3	64.7 400m	0:11.24 400m	1:37.72 [1] (0:14.13)	1:23.59 [4] (0:12.03)	1:11.56 [4] (0:12.21)	0:59.35 [4] (0:12.74)	0:46.61 [4] (0:12.04)	0:34.57 [4] (0:11.67)	0:22.90 [5] (0:11.24)	0:34.57	
2	7	RED DEFCON Samantha Collett	6	66.1 400m	0:11.02 400m	1:37.79 [2] (0:14.59)	1:23.20 [8] (0:12.09)	1:11.11 [7] (0:12.10)	0:59.01 [7] (0:12.81)	0:46.20 [7] (0:11.92)	0:34.28 [7] (0:11.47)	0:22.81 [6] (0:11.02)	0:34.28	-2
3	5	SHY GUY James Orman	1	64.0 400m	0:11.38 400m	1:37.92 [3] (0:13.92)	1:24.00 [2] (0:11.99)	1:12.01 [3] (0:12.33)	0:59.68 [3] (0:12.65)	0:47.03 [3] (0:12.08)	0:34.95 [3] (0:11.55)	0:23.40 [2] (0:11.38)	0:34.95	-2
4	1	ENCODER Damien Thornton	11	66.4 400m	0:11.04 400m	1:37.95 [4] (0:14.92)	1:23.03 [11] (0:12.43)	1:10.60 [11] (0:12.19)	0:58.41 [11] (0:12.57)	0:45.84 [11] (0:11.95)	0:33.89 [11] (0:11.35)	0:22.54 [11] (0:11.04)	0:33.89	+0
5	2	FELIX THE SCAT Ryan Maloney	9	66.4 600m	0:11.11 400m	1:37.95 [5] (0:14.76)	1:23.19 [9] (0:12.27)	1:10.92 [9] (0:12.28)	0:58.64 [10] (0:12.66)	0:45.98 [10] (0:11.96)	0:34.02 [10] (0:11.20)	0:22.82 [9] (0:11.11)	0:34.02	+2
6	6	WINSOME STAR Jaden Lloyd	8	65.8 400m	0:11.15 400m	1:37.97 [6] (0:14.56)	1:23.41 [7] (0:12.22)	1:11.19 [8] (0:12.28)	0:58.91 [8] (0:12.64)	0:46.27 [8] (0:11.99)	0:34.28 [8] (0:11.42)	0:22.86 [8] (0:11.15)	0:34.28	+1
7	12	HUSSY EMPRESS Cejay Graham	4	65.7 400m	0:11.19 400m	1:37.98 [7] (0:14.35)	1:23.63 [6] (0:12.17)	1:11.46 [6] (0:12.22)	0:59.24 [6] (0:12.72)	0:46.52 [6] (0:11.98)	0:34.54 [6] (0:11.64)	0:22.90 [7] (0:11.19)	0:34.54	+1
8	4	CONQUISTADORES Mark Du Plessis	2	64.1 400m	0:11.40 400m	1:38.48 [8] (0:14.29)	1:24.19 [5] (0:12.05)	1:12.14 [5] (0:12.15)	0:59.99 [5] (0:12.78)	0:47.21 [5] (0:11.92)	0:35.29 [5] (0:11.54)	0:23.75 [4] (0:11.40)	0:35.29	-3
9	3	SHE MINE Michael Rodd	5	63.1 600m	0:11.60 600m	1:38.49 [9] (0:13.78)	1:24.71 [1] (0:11.89)	1:12.82 [1] (0:12.30)	1:00.52 [1] (0:12.57)	0:47.95 [1] (0:12.08)	0:35.87 [1] (0:11.60)	0:24.27 [1] (0:11.62)	0:35.87	-1
10	8	CHANGE THE DEEL Ben Thompson	7	64.5 Overall	0:11.77 1400m	1:39.09 [10] (0:14.11)	1:24.98 [3] (0:11.77)	1:13.21 [2] (0:12.32)	1:00.89 [2] (0:12.61)	0:48.28 [2] (0:12.06)	0:36.22 [2] (0:11.81)	0:24.41 [3] (0:11.77)	0:36.22	+1

Scratched: Spicy Legend (#9)

[] Ranking at each section and finish
 -:-:- No data available at this section
 NA No data available

SCN Saddle cloth number
 DNF Did not finish
 DNT Did not track



Sunshine Coast QLD Professional
Race 3: ACCURATE ROAD PROFILING SERVICES 3YO QUALITY
HANDICAP - 1600m
18 November 2023 - 13:28



Track Rating: Good 4, Weather: Overcast, Rail Position: True

Section	Overall	1400m	1200m	1000m	800m	600m	400m	Last 600m
Field Times	1:37.72 (0:13.78)	1:23.94 (0:11.89)	1:12.05 (0:12.30)	0:59.75 (0:12.57)	0:47.18 (0:12.08)	0:35.10 (0:11.60)	0:23.50 (0:11.62)	0:35.10

Rank	TAB	Horse/Jockey	Barrier	Top Speed [km/h]	Fastest Section								Distance Travelled [m]	
11	10	PLANNED ENCOUNTER	10	64.4	0:11.43	1:39.21 [11]	1:24.33 [10]	1:12.16 [10]	1:00.03 [9]	0:47.35 [9]	0:35.39 [9]	0:23.96 [10]	0:35.39	-3
		Justin Stanley		600m	600m	(0:14.88)	(0:12.17)	(0:12.13)	(0:12.68)	(0:11.96)	(0:11.43)	(0:11.51)		

Scratched: Spicy Legend (#9)

[] Ranking at each section and finish
 -:-:- No data available at this section
 NA No data available

SCN Saddle cloth number
 DNF Did not finish
 DNT Did not track



Sunshine Coast QLD Professional
Race 3: ACCURATE ROAD PROFILING SERVICES 3YO QUALITY
HANDICAP - 1600m
18 November 2023 - 13:28



Track Rating: Good 4, Weather: Overcast, Rail Position: True

Section				200m				Last 600m		
Field Times				0:11.88 (0:11.88)				0:35.10		
Rank	TAB	Horse/Jockey	Barrier	Top Speed [km/h]	Fastest Section	Margin			Distance Travelled [m]	
1	11	MORE TROUBLE Corey Bayliss	3	64.7 400m	0:11.24 400m	0:11.66 [4] (0:11.66)	1:37.72		0:34.57	
2	7	RED DEFCON Samantha Collett	6	66.1 400m	0:11.02 400m	0:11.79 [3] (0:11.79)	0.3L		0:34.28	-2
3	5	SHY GUY James Orman	1	64.0 400m	0:11.38 400m	0:12.02 [2] (0:12.02)	0.8L		0:34.95	-2
4	1	ENCODER Damien Thornton	11	66.4 400m	0:11.04 400m	0:11.50 [9] (0:11.50)	0.9L		0:33.89	+0
5	2	FELIX THE SCAT Ryan Maloney	9	66.4 600m	0:11.11 400m	0:11.71 [6] (0:11.71)	1L		0:34.02	+2
6	6	WINSOME STAR Jaden Lloyd	8	65.8 400m	0:11.15 400m	0:11.71 [7] (0:11.71)	1.1L		0:34.28	+1
7	12	HUSSY EMPRESS Cejay Graham	4	65.7 400m	0:11.19 400m	0:11.71 [8] (0:11.71)	1.2L		0:34.54	+1
8	4	CONQUISTADORES Mark Du Plessis	2	64.1 400m	0:11.40 400m	0:12.35 [5] (0:12.35)	4L		0:35.29	-3
9	3	SHE MINE Michael Rodd	5	63.1 600m	0:11.60 600m	0:12.65 [1] (0:12.65)	4.1L		0:35.87	-1
10	8	CHANGE THE DEEL Ben Thompson	7	64.5 Overall	0:11.77 1400m	0:12.64 [10] (0:12.64)	7.6L		0:36.22	+1

Scratched: Spicy Legend (#9)

[] Ranking at each section and finish
 -:-:- No data available at this section
 NA No data available

SCN Saddle cloth number
 DNF Did not finish
 DNT Did not track



Sunshine Coast QLD Professional
Race 3: ACCURATE ROAD PROFILING SERVICES 3YO QUALITY
HANDICAP - 1600m
18 November 2023 - 13:28



Track Rating: Good 4, Weather: Overcast, Rail Position: True

Section				200m				Last 600m	
Field Times				0:11.88 (0:11.88)				0:35.10	
Rank	TAB	Horse/Jockey	Barrier	Top Speed [km/h]	Fastest Section	Margin		Distance Travelled [m]	
11	10	PLANNED ENCOUNTER	10	64.4	0:11.43	0:12.45 [11]	8.1L		0:35.39
		Justin Stanley		600m	600m	(0:12.45)			-3

Scratched: Spicy Legend (#9)

[] Ranking at each section and finish
 -:-:- No data available at this section
 NA No data available

SCN Saddle cloth number
 DNF Did not finish
 DNT Did not track



Horse/Jockey Name	More Trouble
Final Rank	1
Fastest Section Time (Section)	0:11.24 (400m)
Top Speed [km/h] (Section)	64.7 (400m)
Race State	Finished



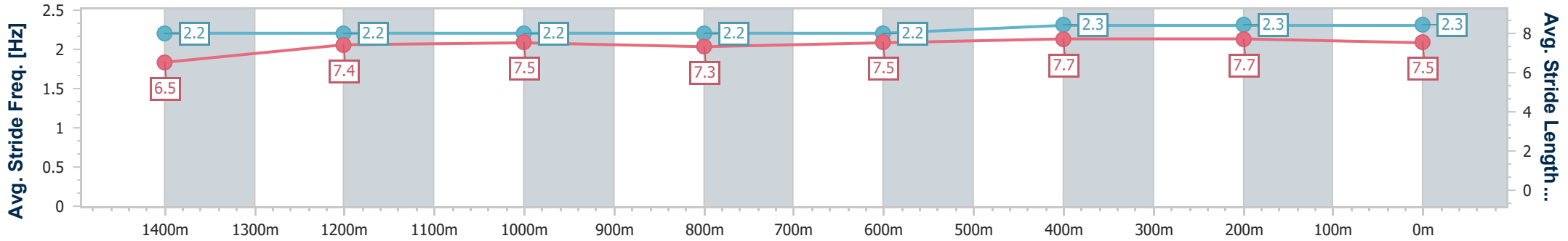
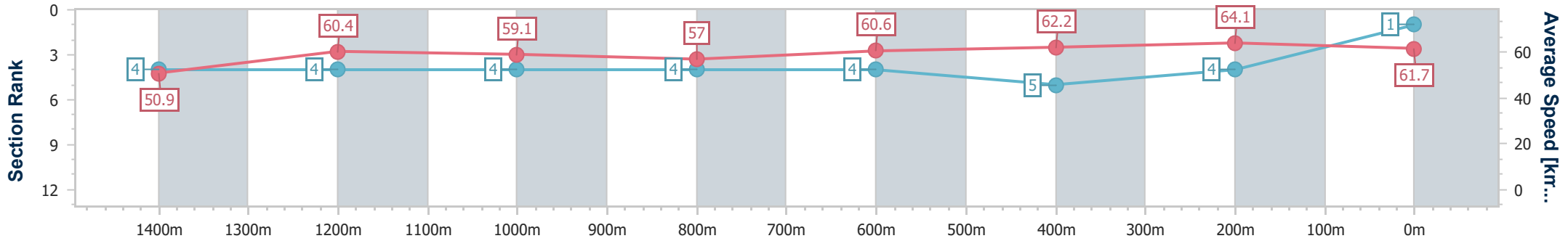
Sunshine Coast QLD Professional
Race 3: ACCURATE ROAD PROFILING SERVICES 3YO
QUALITY HANDICAP - 1600m



18 November 2023 - 13:28

Track Rating: Good 4, Weather: Overcast, Rail Position: True

Section	Overall	1400m	1200m	1000m	800m	600m	400m	200m
Section Times	1:37.72 [1] (0:14.13)	1:23.59 [4] (0:12.03)	1:11.56 [4] (0:12.21)	0:59.35 [4] (0:12.74)	0:46.61 [4] (0:12.04)	0:34.57 [4] (0:11.67)	0:22.90 [5] (0:11.24)	0:11.66 [4] (0:11.66)
Average Speed [km/h]	50.9	60.4	59.1	57.0	60.6	62.2	64.1	61.7
Top Speed [km/h]	61.3	61.2	60.1	57.6	62.1	63.2	64.7	64.3
Avg. Dist. to Rail [m]	6.1	3.5	3.2	3.3	2.3	1.4	6.3	6.2
Avg. Stride Freq. [Hz]	2.2	2.2	2.2	2.2	2.2	2.3	2.3	2.3
Avg. Stride Length [m]	6.5	7.4	7.5	7.3	7.5	7.7	7.7	7.5



- [] Ranking at each section and finish
- .-.- No data available at this section
- NA No data available



Horse/Jockey Name	Red Defcon
Final Rank	2
Fastest Section Time (Section)	0:11.02 (400m)
Top Speed [km/h] (Section)	66.1 (400m)
Race State	Finished



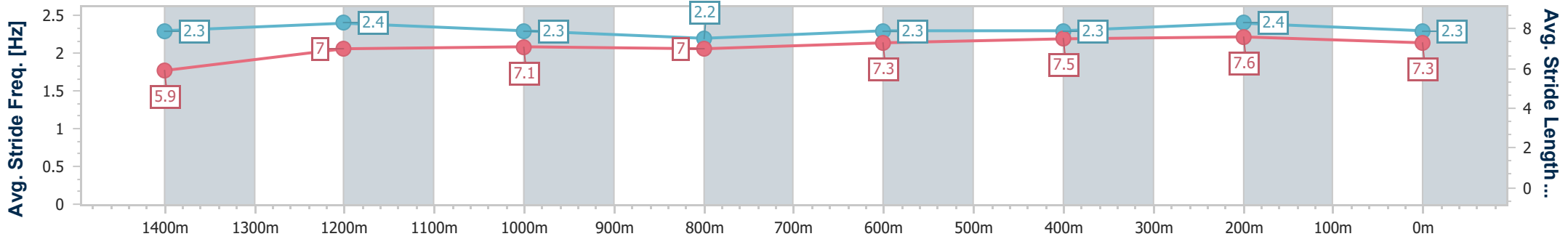
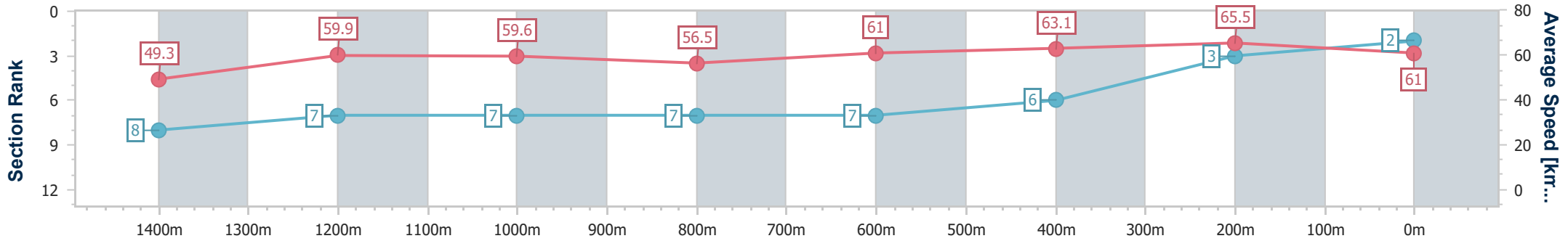
Sunshine Coast QLD Professional
 Race 3: ACCURATE ROAD PROFILING SERVICES 3YO
 QUALITY HANDICAP - 1600m



18 November 2023 - 13:28

Track Rating: Good 4, Weather: Overcast, Rail Position: True

Section	Overall	1400m	1200m	1000m	800m	600m	400m	200m
Section Times	1:37.79 [2] (0:14.59)	1:23.20 [8] (0:12.09)	1:11.11 [7] (0:12.10)	0:59.01 [7] (0:12.81)	0:46.20 [7] (0:11.92)	0:34.28 [7] (0:11.47)	0:22.81 [6] (0:11.02)	0:11.79 [3] (0:11.79)
Average Speed [km/h]	49.3	59.9	59.6	56.5	61.0	63.1	65.5	61.0
Top Speed [km/h]	61.7	61.7	60.3	57.9	62.6	65.3	66.1	63.6
Avg. Dist. to Rail [m]	6.4	2.3	2.2	2.2	1.3	0.9	4.3	4.6
Avg. Stride Freq. [Hz]	2.3	2.4	2.3	2.2	2.3	2.3	2.4	2.3
Avg. Stride Length [m]	5.9	7.0	7.1	7.0	7.3	7.5	7.6	7.3



- [] Ranking at each section and finish
- .-.- No data available at this section
- NA No data available



Horse/Jockey Name	Shy Guy
Final Rank	3
Fastest Section Time (Section)	0:11.38 (400m)
Top Speed [km/h] (Section)	64.0 (400m)
Race State	Finished



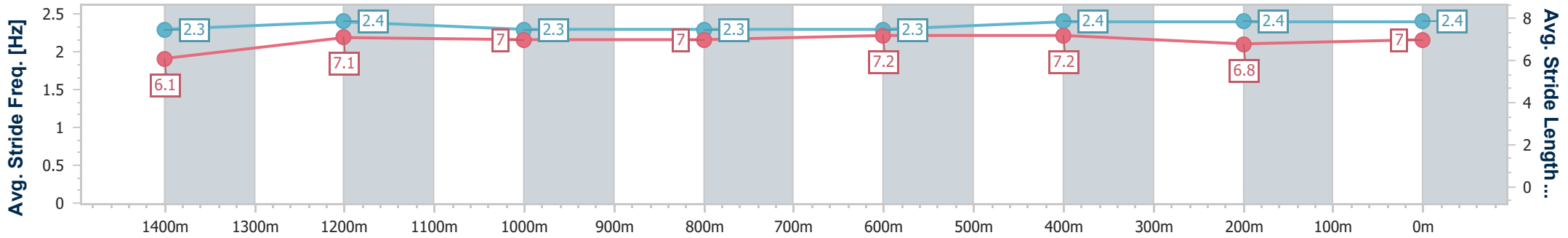
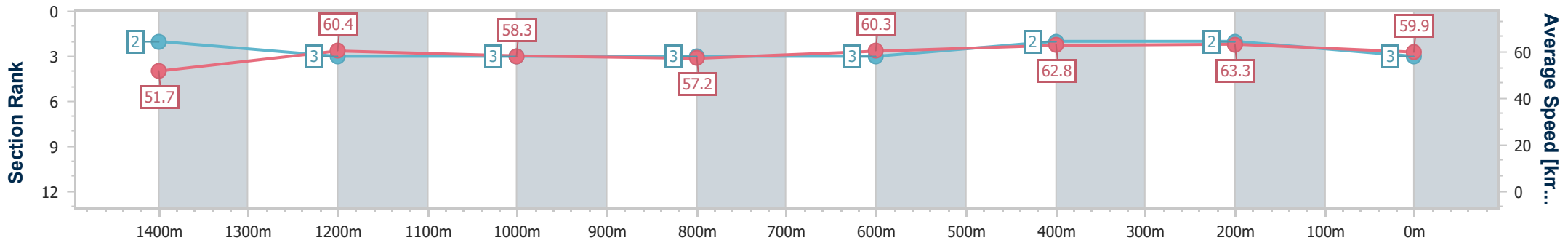
Sunshine Coast QLD Professional
 Race 3: ACCURATE ROAD PROFILING SERVICES 3YO
 QUALITY HANDICAP - 1600m



18 November 2023 - 13:28

Track Rating: Good 4, Weather: Overcast, Rail Position: True

Section	Overall	1400m	1200m	1000m	800m	600m	400m	200m
Section Times	1:37.92 [3] (0:13.92)	1:24.00 [2] (0:11.99)	1:12.01 [3] (0:12.33)	0:59.68 [3] (0:12.65)	0:47.03 [3] (0:12.08)	0:34.95 [3] (0:11.55)	0:23.40 [2] (0:11.38)	0:12.02 [2] (0:12.02)
Average Speed [km/h]	51.7	60.4	58.3	57.2	60.3	62.8	63.3	59.9
Top Speed [km/h]	62.4	61.3	60.1	57.7	61.1	63.4	64.0	62.7
Avg. Dist. to Rail [m]	4.6	2.3	2.2	2.1	1.4	1.4	4.9	4.6
Avg. Stride Freq. [Hz]	2.3	2.4	2.3	2.3	2.3	2.4	2.4	2.4
Avg. Stride Length [m]	6.1	7.1	7.0	7.0	7.2	7.2	6.8	7.0



- [] Ranking at each section and finish
- .-.- No data available at this section
- NA No data available



Horse/Jockey Name	Encoder
Final Rank	4
Fastest Section Time (Section)	0:11.04 (400m)
Top Speed [km/h] (Section)	66.4 (400m)
Race State	Finished



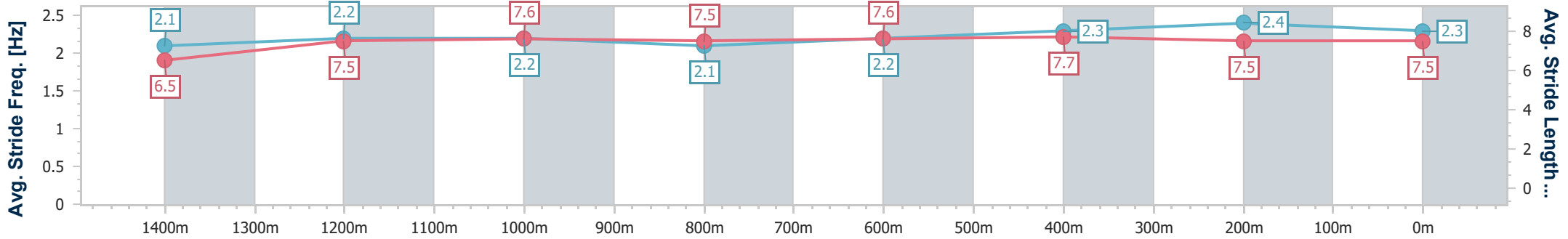
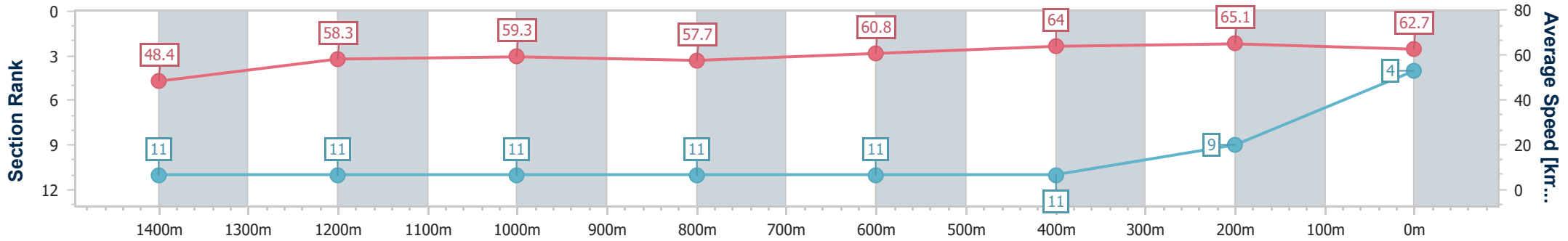
Sunshine Coast QLD Professional
 Race 3: ACCURATE ROAD PROFILING SERVICES 3YO
 QUALITY HANDICAP - 1600m



18 November 2023 - 13:28

Track Rating: Good 4, Weather: Overcast, Rail Position: True

Section	Overall	1400m	1200m	1000m	800m	600m	400m	200m
Section Times	1:37.95 [4] (0:14.92)	1:23.03 [11] (0:12.43)	1:10.60 [11] (0:12.19)	0:58.41 [11] (0:12.57)	0:45.84 [11] (0:11.95)	0:33.89 [11] (0:11.35)	0:22.54 [11] (0:11.04)	0:11.50 [9] (0:11.50)
Average Speed [km/h]	48.4	58.3	59.3	57.7	60.8	64.0	65.1	62.7
Top Speed [km/h]	60.0	58.9	60.0	59.2	64.1	65.1	66.4	65.0
Avg. Dist. to Rail [m]	13.5	4.1	3.0	2.2	1.3	1.5	9.8	11.1
Avg. Stride Freq. [Hz]	2.1	2.2	2.2	2.1	2.2	2.3	2.4	2.3
Avg. Stride Length [m]	6.5	7.5	7.6	7.5	7.6	7.7	7.5	7.5



- [] Ranking at each section and finish
- .-.- No data available at this section
- NA No data available



Horse/Jockey Name	Felix The Scat
Final Rank	5
Fastest Section Time (Section)	0:11.11 (400m)
Top Speed [km/h] (Section)	66.4 (600m)
Race State	Finished



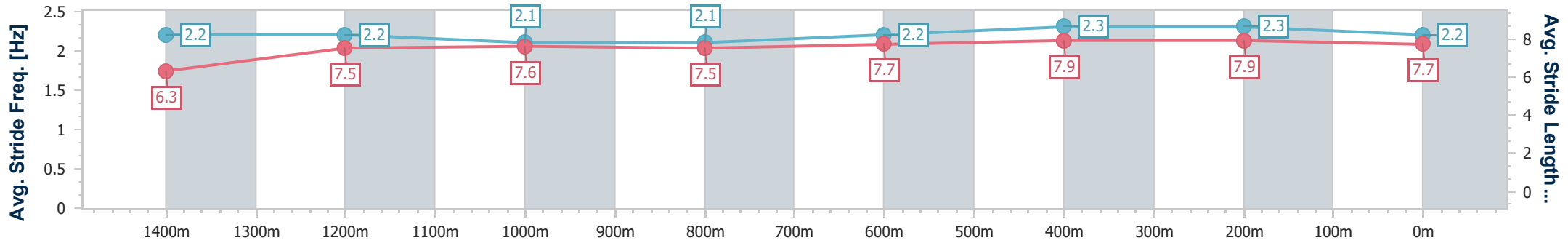
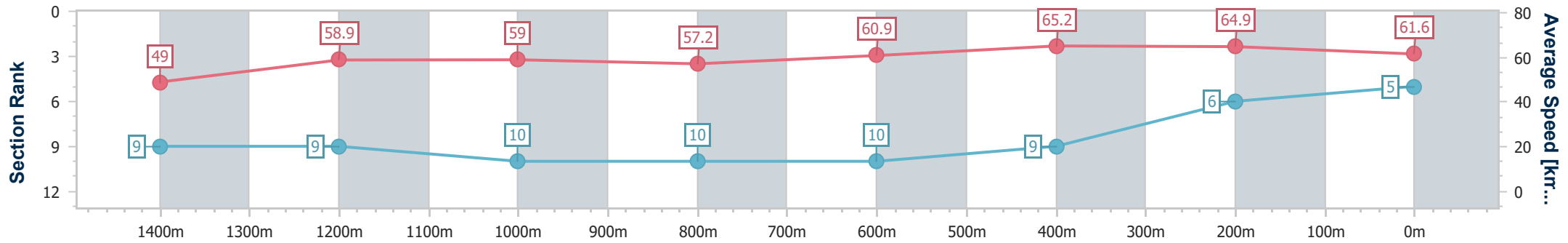
Sunshine Coast QLD Professional
Race 3: ACCURATE ROAD PROFILING SERVICES 3YO
QUALITY HANDICAP - 1600m



18 November 2023 - 13:28

Track Rating: Good 4, Weather: Overcast, Rail Position: True

Section	Overall	1400m	1200m	1000m	800m	600m	400m	200m
Section Times	1:37.95 [5] (0:14.76)	1:23.19 [9] (0:12.27)	1:10.92 [9] (0:12.28)	0:58.64 [10] (0:12.66)	0:45.98 [10] (0:11.96)	0:34.02 [10] (0:11.20)	0:22.82 [9] (0:11.11)	0:11.71 [6] (0:11.71)
Average Speed [km/h]	49.0	58.9	59.0	57.2	60.9	65.2	64.9	61.6
Top Speed [km/h]	59.2	59.8	60.0	58.9	64.5	66.4	66.3	63.4
Avg. Dist. to Rail [m]	11.3	3.4	3.1	3.0	2.0	2.5	8.4	9.7
Avg. Stride Freq. [Hz]	2.2	2.2	2.1	2.1	2.2	2.3	2.3	2.2
Avg. Stride Length [m]	6.3	7.5	7.6	7.5	7.7	7.9	7.9	7.7



- [] Ranking at each section and finish
- .-.- No data available at this section
- NA No data available



Horse/Jockey Name	Winsome Star
Final Rank	6
Fastest Section Time (Section)	0:11.15 (400m)
Top Speed [km/h] (Section)	65.8 (400m)
Race State	Finished



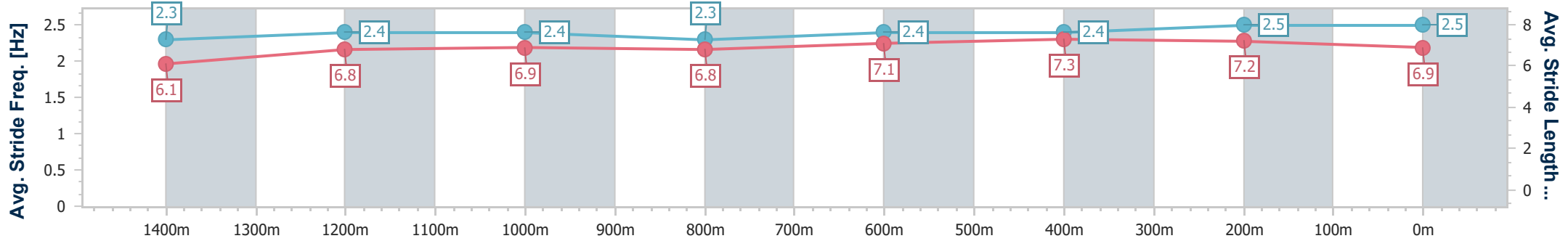
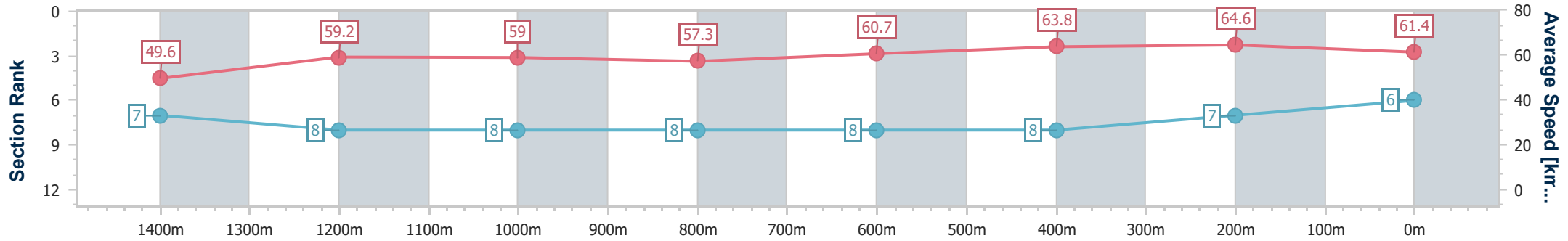
Sunshine Coast QLD Professional
 Race 3: ACCURATE ROAD PROFILING SERVICES 3YO
 QUALITY HANDICAP - 1600m



18 November 2023 - 13:28

Track Rating: Good 4, Weather: Overcast, Rail Position: True

Section	Overall	1400m	1200m	1000m	800m	600m	400m	200m
Section Times	1:37.97 [6] (0:14.56)	1:23.41 [7] (0:12.22)	1:11.19 [8] (0:12.28)	0:58.91 [8] (0:12.64)	0:46.27 [8] (0:11.99)	0:34.28 [8] (0:11.42)	0:22.86 [8] (0:11.15)	0:11.71 [7] (0:11.71)
Average Speed [km/h]	49.6	59.2	59.0	57.3	60.7	63.8	64.6	61.4
Top Speed [km/h]	59.5	61.5	59.5	58.5	63.2	65.5	65.8	63.6
Avg. Dist. to Rail [m]	10.2	3.5	3.2	3.2	2.2	1.5	5.5	8.1
Avg. Stride Freq. [Hz]	2.3	2.4	2.4	2.3	2.4	2.4	2.5	2.5
Avg. Stride Length [m]	6.1	6.8	6.9	6.8	7.1	7.3	7.2	6.9



- [] Ranking at each section and finish
- .-.- No data available at this section
- NA No data available



Horse/Jockey Name	Hussy Empress
Final Rank	7
Fastest Section Time (Section)	0:11.19 (400m)
Top Speed [km/h] (Section)	65.7 (400m)
Race State	Finished



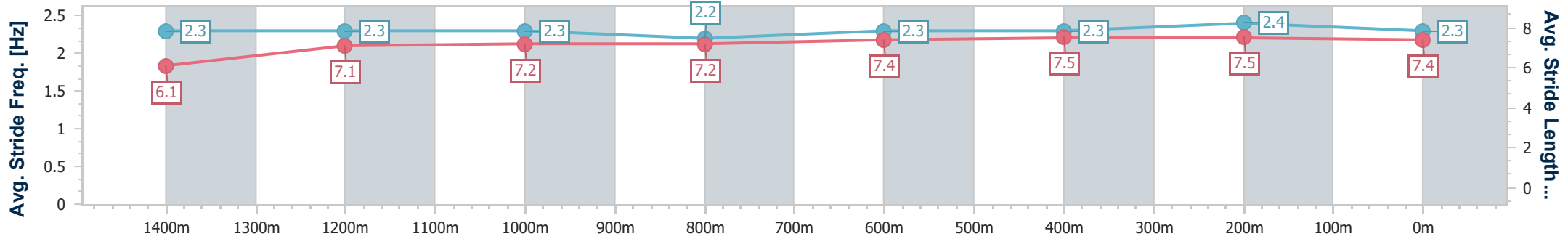
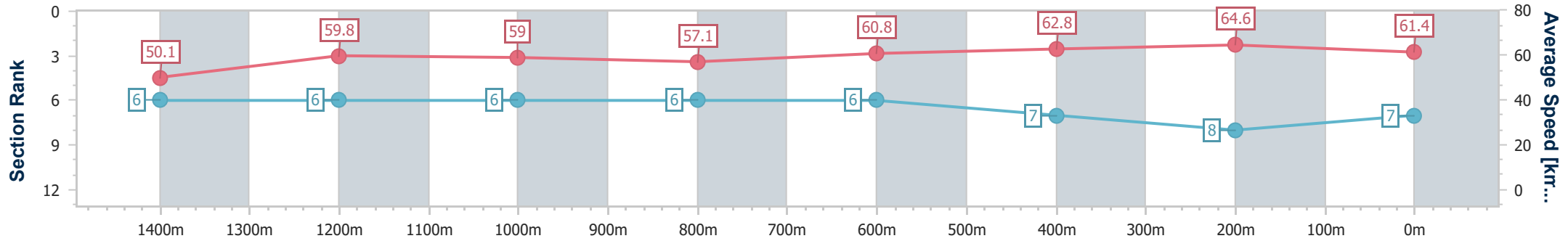
Sunshine Coast QLD Professional
Race 3: ACCURATE ROAD PROFILING SERVICES 3YO
QUALITY HANDICAP - 1600m



18 November 2023 - 13:28

Track Rating: Good 4, Weather: Overcast, Rail Position: True

Section	Overall	1400m	1200m	1000m	800m	600m	400m	200m
Section Times	1:37.98 [7] (0:14.35)	1:23.63 [6] (0:12.17)	1:11.46 [6] (0:12.22)	0:59.24 [6] (0:12.72)	0:46.52 [6] (0:11.98)	0:34.54 [6] (0:11.64)	0:22.90 [7] (0:11.19)	0:11.71 [8] (0:11.71)
Average Speed [km/h]	50.1	59.8	59.0	57.1	60.8	62.8	64.6	61.4
Top Speed [km/h]	61.9	62.0	60.1	58.2	63.1	63.9	65.7	63.3
Avg. Dist. to Rail [m]	6.5	3.6	3.7	3.4	2.2	2.5	8.8	9.1
Avg. Stride Freq. [Hz]	2.3	2.3	2.3	2.2	2.3	2.3	2.4	2.3
Avg. Stride Length [m]	6.1	7.1	7.2	7.2	7.4	7.5	7.5	7.4



- [] Ranking at each section and finish
- .-.- No data available at this section
- NA No data available



Horse/Jockey Name	Conquistadores
Final Rank	8
Fastest Section Time (Section)	0:11.40 (400m)
Top Speed [km/h] (Section)	64.1 (400m)
Race State	Finished



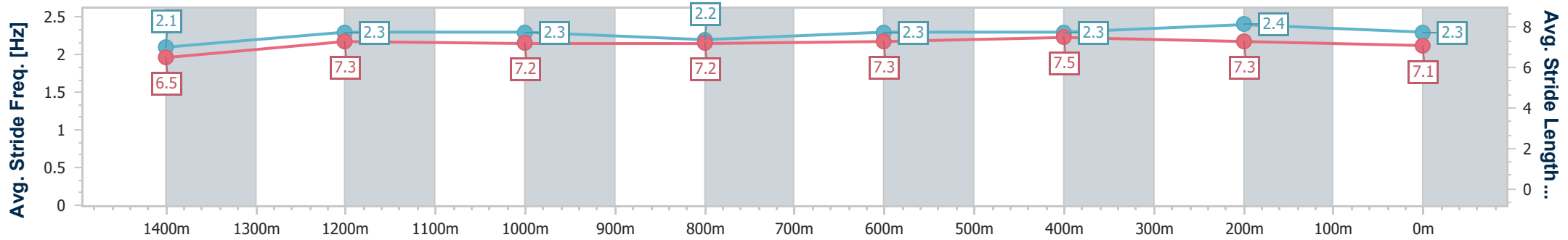
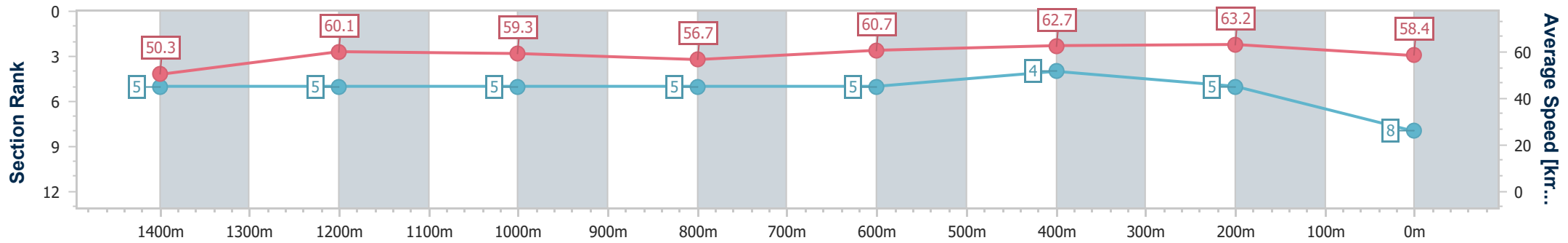
Sunshine Coast QLD Professional
Race 3: ACCURATE ROAD PROFILING SERVICES 3YO
QUALITY HANDICAP - 1600m



18 November 2023 - 13:28

Track Rating: Good 4, Weather: Overcast, Rail Position: True

Section	Overall	1400m	1200m	1000m	800m	600m	400m	200m
Section Times	1:38.48 [8] (0:14.29)	1:24.19 [5] (0:12.05)	1:12.14 [5] (0:12.15)	0:59.99 [5] (0:12.78)	0:47.21 [5] (0:11.92)	0:35.29 [5] (0:11.54)	0:23.75 [4] (0:11.40)	0:12.35 [5] (0:12.35)
Average Speed [km/h]	50.3	60.1	59.3	56.7	60.7	62.7	63.2	58.4
Top Speed [km/h]	62.5	60.9	61.0	58.1	62.2	64.1	64.1	61.3
Avg. Dist. to Rail [m]	4.6	2.2	1.8	1.7	1.2	0.6	3.5	4.7
Avg. Stride Freq. [Hz]	2.1	2.3	2.3	2.2	2.3	2.3	2.4	2.3
Avg. Stride Length [m]	6.5	7.3	7.2	7.2	7.3	7.5	7.3	7.1



- [] Ranking at each section and finish
- .-.- No data available at this section
- NA No data available



Horse/Jockey Name	She Mine
Final Rank	9
Fastest Section Time (Section)	0:11.60 (600m)
Top Speed [km/h] (Section)	63.1 (600m)
Race State	Finished



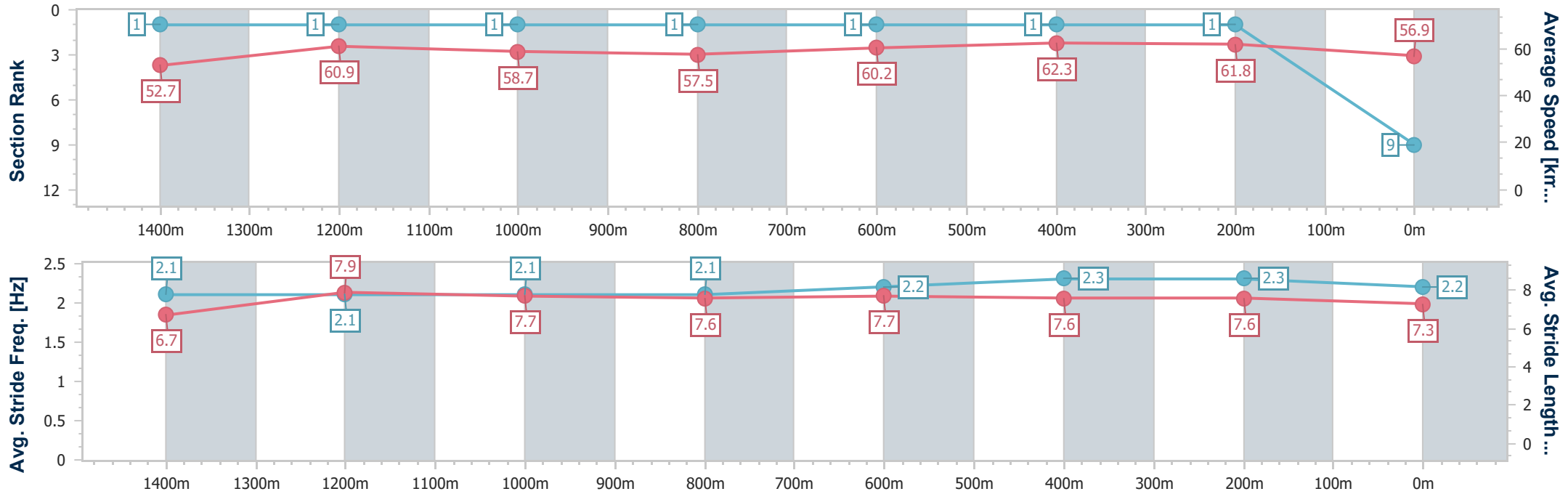
Sunshine Coast QLD Professional
 Race 3: ACCURATE ROAD PROFILING SERVICES 3YO
 QUALITY HANDICAP - 1600m



18 November 2023 - 13:28

Track Rating: Good 4, Weather: Overcast, Rail Position: True

Section	Overall	1400m	1200m	1000m	800m	600m	400m	200m						
Section Times	1:38.49 [9] (0:13.78)	1:24.71 [1] (0:11.89)	1:12.82 [1] (0:12.30)	1:00.52 [1] (0:12.57)	0:47.95 [1] (0:12.08)	0:35.87 [1] (0:11.60)	0:24.27 [1] (0:11.62)	0:12.65 [1] (0:12.65)						
Average Speed [km/h]	52.7	60.9	58.7	57.5	60.2	62.3	61.8	56.9						
Top Speed [km/h]	62.9	62.5	59.9	59.3	60.7	63.1	62.8	60.1						
Avg. Dist. to Rail [m]	9.0	2.9	2.1	2.2	1.6	0.4	2.2	2.6						
Avg. Stride Freq. [Hz]	2.1	2.1	2.1	2.1	2.2	2.3	2.3	2.2						
Avg. Stride Length [m]	6.7	7.9	7.7	7.6	7.7	7.6	7.6	7.3						



- [] Ranking at each section and finish
- .-.- No data available at this section
- NA No data available



Horse/Jockey Name	Change The Deel
Final Rank	10
Fastest Section Time (Section)	0:11.77 (1400m)
Top Speed [km/h] (Section)	64.5 (Overall)
Race State	Finished



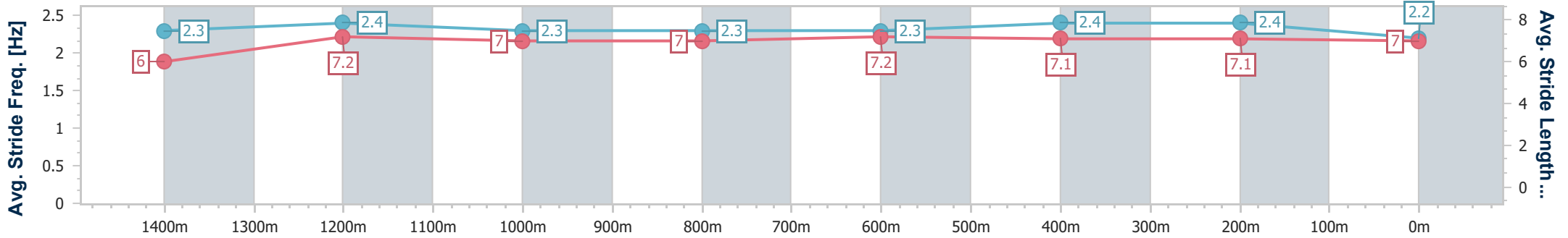
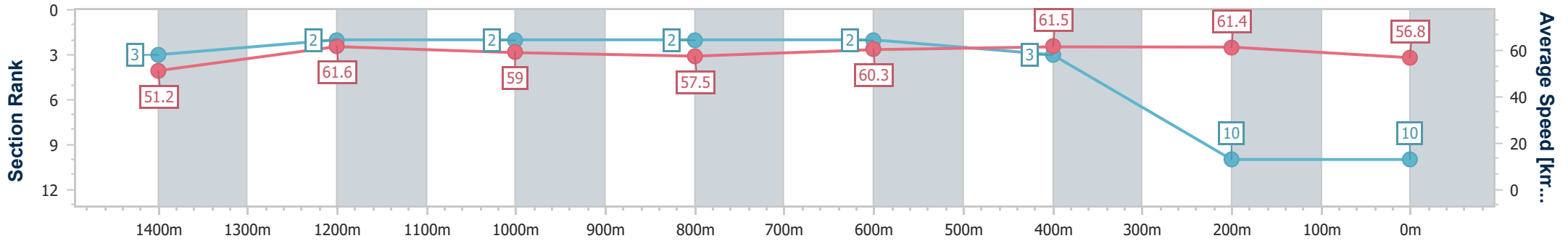
Sunshine Coast QLD Professional
 Race 3: ACCURATE ROAD PROFILING SERVICES 3YO
 QUALITY HANDICAP - 1600m



18 November 2023 - 13:28

Track Rating: Good 4, Weather: Overcast, Rail Position: True

Section	Overall	1400m	1200m	1000m	800m	600m	400m	200m
Section Times	1:39.09 [10] (0:14.11)	1:24.98 [3] (0:11.77)	1:13.21 [2] (0:12.32)	1:00.89 [2] (0:12.61)	0:48.28 [2] (0:12.06)	0:36.22 [2] (0:11.81)	0:24.41 [3] (0:11.77)	0:12.64 [10] (0:12.64)
Average Speed [km/h]	51.2	61.6	59.0	57.5	60.3	61.5	61.4	56.8
Top Speed [km/h]	64.5	62.9	60.7	59.5	61.3	63.5	63.1	59.4
Avg. Dist. to Rail [m]	9.9	4.5	4.1	4.0	1.8	1.7	6.5	7.4
Avg. Stride Freq. [Hz]	2.3	2.4	2.3	2.3	2.3	2.4	2.4	2.2
Avg. Stride Length [m]	6.0	7.2	7.0	7.0	7.2	7.1	7.1	7.0



- [] Ranking at each section and finish
- .-.- No data available at this section
- NA No data available



Horse/Jockey Name	Planned Encounter
Final Rank	11
Fastest Section Time (Section)	0:11.43 (600m)
Top Speed [km/h] (Section)	64.4 (600m)
Race State	Finished



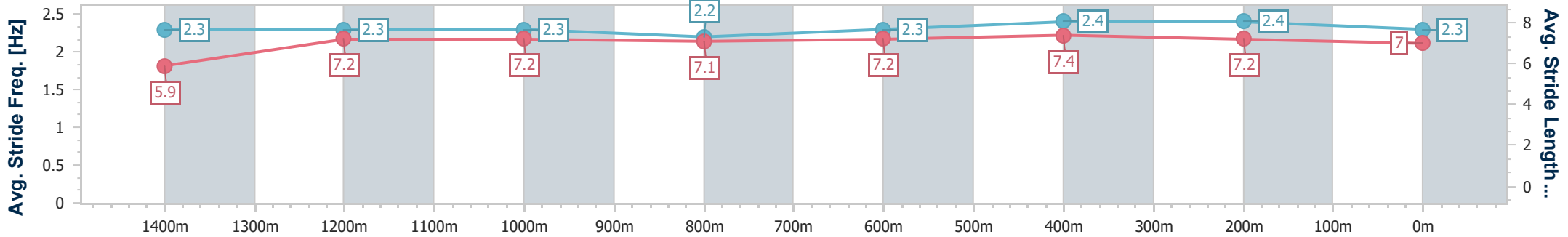
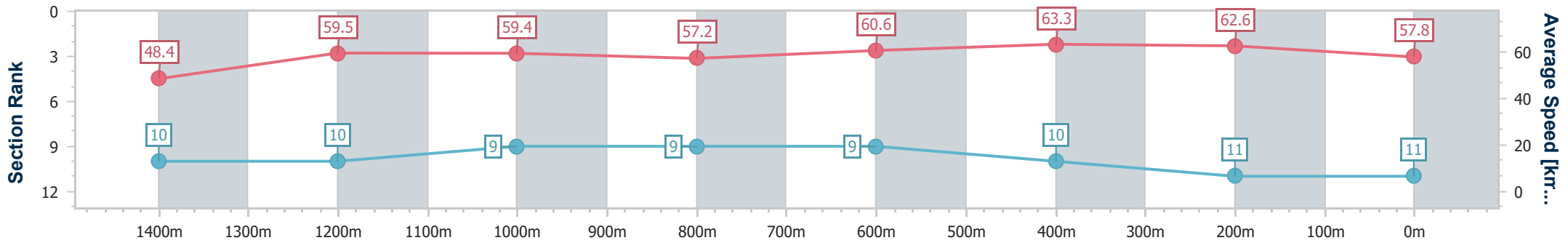
Sunshine Coast QLD Professional
 Race 3: ACCURATE ROAD PROFILING SERVICES 3YO
 QUALITY HANDICAP - 1600m



18 November 2023 - 13:28

Track Rating: Good 4, Weather: Overcast, Rail Position: True

Section	Overall	1400m	1200m	1000m	800m	600m	400m	200m
Section Times	1:39.21 [11] (0:14.88)	1:24.33 [10] (0:12.17)	1:12.16 [10] (0:12.13)	1:00.03 [9] (0:12.68)	0:47.35 [9] (0:11.96)	0:35.39 [9] (0:11.43)	0:23.96 [10] (0:11.51)	0:12.45 [11] (0:12.45)
Average Speed [km/h]	48.4	59.5	59.4	57.2	60.6	63.3	62.6	57.8
Top Speed [km/h]	59.9	60.9	60.5	58.6	63.6	64.4	64.4	60.6
Avg. Dist. to Rail [m]	10.8	2.4	2.2	2.2	1.2	0.6	1.9	3.0
Avg. Stride Freq. [Hz]	2.3	2.3	2.3	2.2	2.3	2.4	2.4	2.3
Avg. Stride Length [m]	5.9	7.2	7.2	7.1	7.2	7.4	7.2	7.0



- [] Ranking at each section and finish
- .-.- No data available at this section
- NA No data available