



# Sunshine Coast QLD Professional

## Race 2: ARCHER PARK RACING BENCHMARK 78 Handicap - 1600m

18 November 2023 - 12:53



Track Rating: Good 4, Weather: Overcast, Rail Position: True

Section		Overall	1400m	1200m	1000m	800m	600m	400m	Last 600m				
Field Times		1:37.92 (0:13.47)	1:24.45 (0:11.85)	1:12.60 (0:12.43)	1:00.17 (0:12.85)	0:47.32 (0:12.62)	0:34.70 (0:11.72)	0:22.98 (0:11.21)	0:34.70				
Rank	TAB Horse/Jockey	Barrier	Top Speed [km/h]	Fastest Section									Distance Travelled [m]
1	15 POETIC DRAMA Cejay Graham	3	66.8 400m	0:11.11 400m	1:37.92 [1] (0:13.78)	1:24.14 [3] (0:11.94)	1:12.20 [3] (0:12.43)	0:59.77 [3] (0:12.91)	0:46.86 [4] (0:12.58)	0:34.28 [4] (0:11.77)	0:22.51 [4] (0:11.11)	0:34.28	
2	8 READILY AVAILABULL Ben Thompson	2	65.8 400m	0:11.07 400m	1:38.20 [2] (0:14.06)	1:24.14 [4] (0:11.88)	1:12.26 [5] (0:12.42)	0:59.84 [5] (0:12.88)	0:46.96 [5] (0:12.59)	0:34.37 [7] (0:11.72)	0:22.65 [5] (0:11.07)	0:34.37	+4
3	12 VENDIDIT Boris Thornton	12	65.7 Overall	0:11.21 400m	1:38.22 [3] (0:13.47)	1:24.75 [1] (0:11.85)	1:12.90 [1] (0:12.43)	1:00.47 [1] (0:12.85)	0:47.62 [1] (0:12.62)	0:35.00 [1] (0:11.72)	0:23.28 [1] (0:11.21)	0:35.00	+3
4	14 SECRET TALES Kyle Wilson-Taylor	6	65.9 400m	0:11.10 400m	1:38.23 [4] (0:14.17)	1:24.06 [5] (0:11.67)	1:12.39 [4] (0:12.36)	1:00.03 [4] (0:12.78)	0:47.25 [3] (0:12.62)	0:34.63 [3] (0:11.70)	0:22.93 [3] (0:11.10)	0:34.63	+5
5	5 RISING PACIFIC Damien Thornton	11	66.0 400m	0:11.09 400m	1:38.60 [5] (0:14.39)	1:24.21 [9] (0:12.06)	1:12.15 [9] (0:12.46)	0:59.69 [9] (0:12.76)	0:46.93 [9] (0:12.33)	0:34.60 [8] (0:11.75)	0:22.85 [9] (0:11.09)	0:34.60	+9
6	10 ALWAYS ON SHOW Andrew Mallyon	4	64.1 400m	0:11.36 400m	1:38.64 [6] (0:13.73)	1:24.91 [2] (0:11.74)	1:13.17 [2] (0:12.47)	1:00.70 [2] (0:12.82)	0:47.88 [2] (0:12.72)	0:35.16 [2] (0:11.67)	0:23.49 [2] (0:11.36)	0:35.16	+7
7	4 PHAISTOS Mark Du Plessis	9	65.2 400m	0:11.19 400m	1:38.66 [7] (0:14.20)	1:24.46 [6] (0:12.15)	1:12.31 [8] (0:12.53)	0:59.78 [8] (0:12.77)	0:47.01 [8] (0:12.40)	0:34.61 [9] (0:11.70)	0:22.91 [8] (0:11.19)	0:34.61	+4
8	1 SNEAK PREVIEW Jake Molloy	7	65.7 400m	0:11.18 400m	1:38.67 [8] (0:14.31)	1:24.36 [7] (0:11.86)	1:12.50 [6] (0:12.45)	1:00.05 [7] (0:12.76)	0:47.29 [6] (0:12.45)	0:34.84 [6] (0:11.85)	0:22.99 [7] (0:11.18)	0:34.84	+9
9	3 LORD MARKEL James Orman	8	64.4 400m	0:11.32 400m	1:38.99 [9] (0:14.34)	1:24.65 [8] (0:11.84)	1:12.81 [7] (0:12.43)	1:00.38 [6] (0:12.79)	0:47.59 [7] (0:12.42)	0:35.17 [5] (0:11.78)	0:23.39 [6] (0:11.32)	0:35.17	+5

Scratched: Major Artie (#2), Duke Of Buckingham (#9), Centaur (#11), Set Me Up (#13), Boodua Romance (#7), Bandit (#17), My Pins (#16), Menazzi (#6)

[ ] Ranking at each section and finish  
 -:-:- No data available at this section  
 NA No data available

SCN Saddle cloth number  
 DNF Did not finish  
 DNT Did not track



# Sunshine Coast QLD Professional

## Race 2: ARCHER PARK RACING BENCHMARK 78 Handicap - 1600m

18 November 2023 - 12:53



Track Rating: Good 4, Weather: Overcast, Rail Position: True

Section							200m			Last 600m
Field Times							0:11.77			0:34.70
Rank	TAB	Horse/Jockey	Barrier	Top Speed [km/h]	Fastest Section	Margin			Distance Travelled [m]	
1	15	<b>POETIC DRAMA</b> Cejay Graham	3	66.8 400m	0:11.11 400m	0:11.40 [4] (0:11.40)	1:37.92		0:34.28	
2	8	<b>READILY AVAILABULL</b> Ben Thompson	2	65.8 400m	0:11.07 400m	0:11.58 [5] (0:11.58)	1.5L		0:34.37 +4	
3	12	<b>VENDIDIT</b> Boris Thornton	12	65.7 Overall	0:11.21 400m	0:12.07 [1] (0:12.07)	1.6L		0:35.00 +3	
4	14	<b>SECRET TALES</b> Kyle Wilson-Taylor	6	65.9 400m	0:11.10 400m	0:11.83 [2] (0:11.83)	1.7L		0:34.63 +5	
5	5	<b>RISING PACIFIC</b> Damien Thornton	11	66.0 400m	0:11.09 400m	0:11.76 [6] (0:11.76)	3.7L		0:34.60 +9	
6	10	<b>ALWAYS ON SHOW</b> Andrew Mallyon	4	64.1 400m	0:11.36 400m	0:12.13 [3] (0:12.13)	3.9L		0:35.16 +7	
7	4	<b>PHAISTOS</b> Mark Du Plessis	9	65.2 400m	0:11.19 400m	0:11.72 [9] (0:11.72)	4L		0:34.61 +4	
8	1	<b>SNEAK PREVIEW</b> Jake Molloy	7	65.7 400m	0:11.18 400m	0:11.81 [7] (0:11.81)	4.1L		0:34.84 +9	
9	3	<b>LORD MARKEL</b> James Orman	8	64.4 400m	0:11.32 400m	0:12.07 [8] (0:12.07)	5.9L		0:35.17 +5	

Scratched: Major Artie (#2), Duke Of Buckingham (#9), Centaur (#11), Set Me Up (#13), Boodua Romance (#7), Bandit (#17), My Pins (#16), Menazzi (#6)

[ ] Ranking at each section and finish  
 -:-:- No data available at this section  
 NA No data available

SCN Saddle cloth number  
 DNF Did not finish  
 DNT Did not track



Horse/Jockey Name	Poetic Drama
Final Rank	1
Fastest Section Time (Section)	0:11.11 (400m)
Top Speed [km/h] (Section)	66.8 (400m)
Race State	Finished



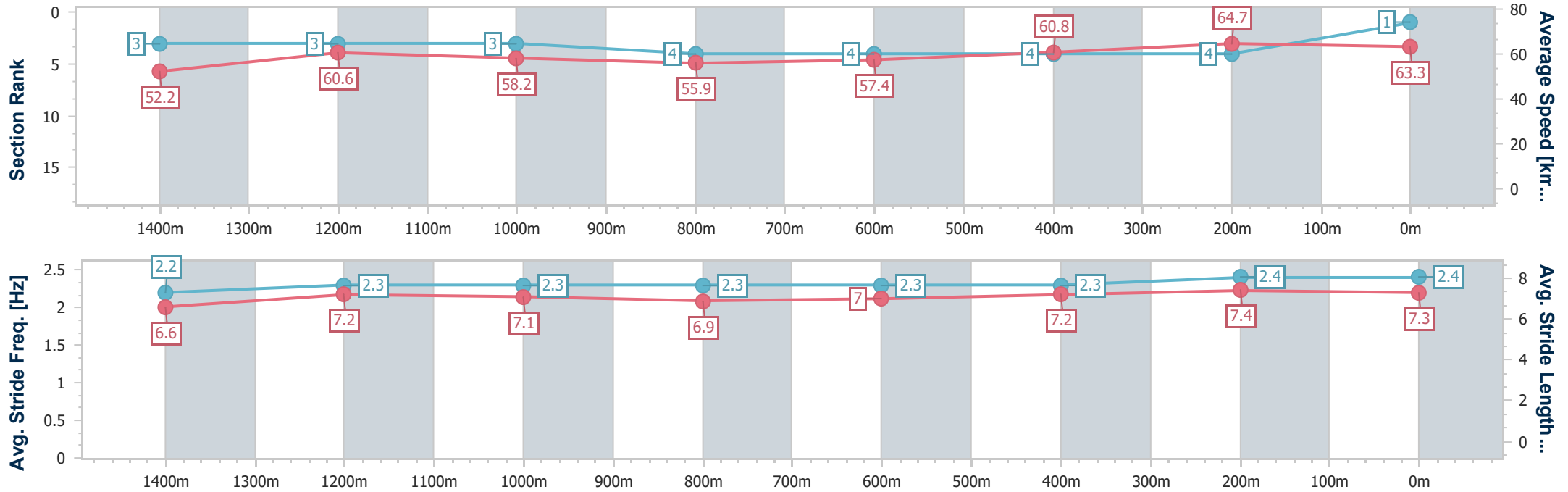
Sunshine Coast QLD Professional  
Race 2: ARCHER PARK RACING BENCHMARK 78 Handicap - 1600m



18 November 2023 - 12:53

Track Rating: Good 4, Weather: Overcast, Rail Position: True

Section	Overall	1400m	1200m	1000m	800m	600m	400m	200m
Section Times	1:37.92 [1] (0:13.78)	1:24.14 [3] (0:11.94)	1:12.20 [3] (0:12.43)	0:59.77 [3] (0:12.91)	0:46.86 [4] (0:12.58)	0:34.28 [4] (0:11.77)	0:22.51 [4] (0:11.11)	0:11.40 [4] (0:11.40)
Average Speed [km/h]	52.2	60.6	58.2	55.9	57.4	60.8	64.7	63.3
Top Speed [km/h]	64.4	63.4	59.7	57.7	59.1	62.9	66.8	65.3
Avg. Dist. to Rail [m]	4.8	1.8	2.1	2.0	0.6	1.0	1.3	2.3
Avg. Stride Freq. [Hz]	2.2	2.3	2.3	2.3	2.3	2.3	2.4	2.4
Avg. Stride Length [m]	6.6	7.2	7.1	6.9	7.0	7.2	7.4	7.3



- [ ] Ranking at each section and finish
- .-.- No data available at this section
- NA No data available



Horse/Jockey Name	Readily Availabull
Final Rank	2
Fastest Section Time (Section)	0:11.07 (400m)
Top Speed [km/h] (Section)	65.8 (400m)
Race State	Finished



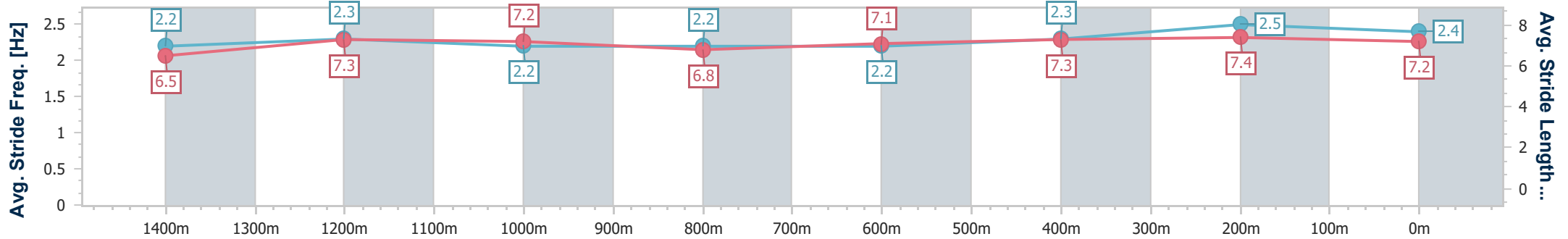
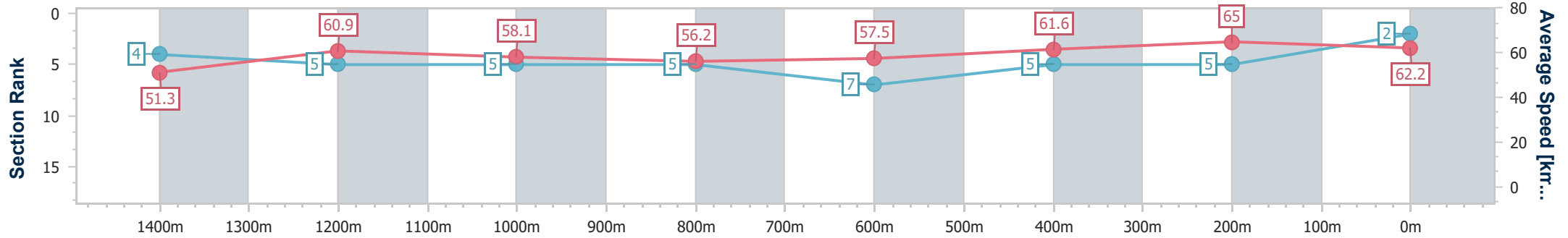
Sunshine Coast QLD Professional  
Race 2: ARCHER PARK RACING BENCHMARK 78 Handicap - 1600m



18 November 2023 - 12:53

Track Rating: Good 4, Weather: Overcast, Rail Position: True

Section	Overall	1400m	1200m	1000m	800m	600m	400m	200m
Section Times	1:38.20 [2] (0:14.06)	1:24.14 [4] (0:11.88)	1:12.26 [5] (0:12.42)	0:59.84 [5] (0:12.88)	0:46.96 [5] (0:12.59)	0:34.37 [7] (0:11.72)	0:22.65 [5] (0:11.07)	0:11.58 [5] (0:11.58)
Average Speed [km/h]	51.3	60.9	58.1	56.2	57.5	61.6	65.0	62.2
Top Speed [km/h]	63.3	63.3	59.0	58.1	60.0	63.3	65.8	64.4
Avg. Dist. to Rail [m]	4.4	2.1	2.3	2.2	1.6	1.1	0.7	0.4
Avg. Stride Freq. [Hz]	2.2	2.3	2.2	2.2	2.2	2.3	2.5	2.4
Avg. Stride Length [m]	6.5	7.3	7.2	6.8	7.1	7.3	7.4	7.2



- [ ] Ranking at each section and finish
- .-.- No data available at this section
- NA No data available



Horse/Jockey Name	Venditit
Final Rank	3
Fastest Section Time (Section)	0:11.21 (400m)
Top Speed [km/h] (Section)	65.7 (Overall)
Race State	Finished



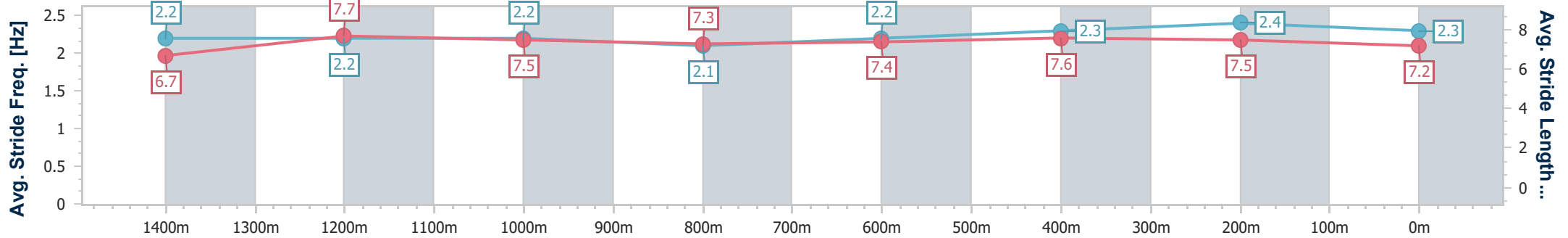
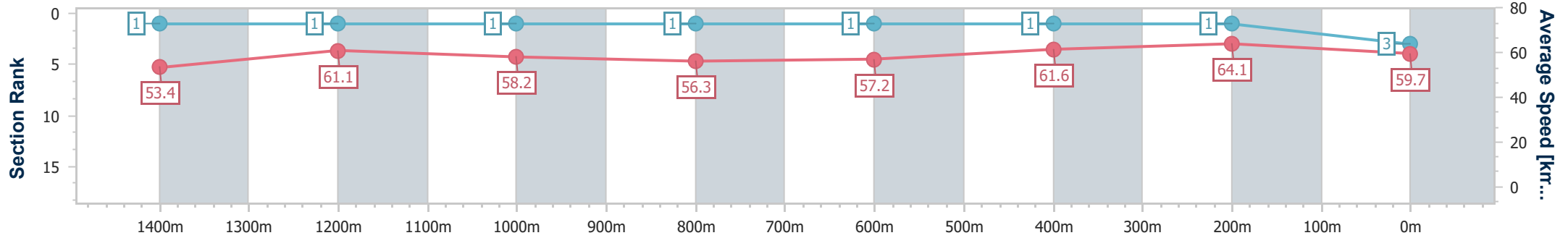
Sunshine Coast QLD Professional  
Race 2: ARCHER PARK RACING BENCHMARK 78 Handicap - 1600m



18 November 2023 - 12:53

Track Rating: Good 4, Weather: Overcast, Rail Position: True

Section	Overall	1400m	1200m	1000m	800m	600m	400m	200m
Section Times	1:38.22 [3] (0:13.47)	1:24.75 [1] (0:11.85)	1:12.90 [1] (0:12.43)	1:00.47 [1] (0:12.85)	0:47.62 [1] (0:12.62)	0:35.00 [1] (0:11.72)	0:23.28 [1] (0:11.21)	0:12.07 [1] (0:12.07)
Average Speed [km/h]	53.4	61.1	58.2	56.3	57.2	61.6	64.1	59.7
Top Speed [km/h]	65.7	65.2	59.3	57.4	59.3	64.7	65.6	62.8
Avg. Dist. to Rail [m]	11.3	2.8	2.5	2.2	0.8	0.4	0.9	0.3
Avg. Stride Freq. [Hz]	2.2	2.2	2.2	2.1	2.2	2.3	2.4	2.3
Avg. Stride Length [m]	6.7	7.7	7.5	7.3	7.4	7.6	7.5	7.2



- [ ] Ranking at each section and finish
- .-.- No data available at this section
- NA No data available



Horse/Jockey Name	Secret Tales
Final Rank	4
Fastest Section Time (Section)	0:11.10 (400m)
Top Speed [km/h] (Section)	65.9 (400m)
Race State	Finished



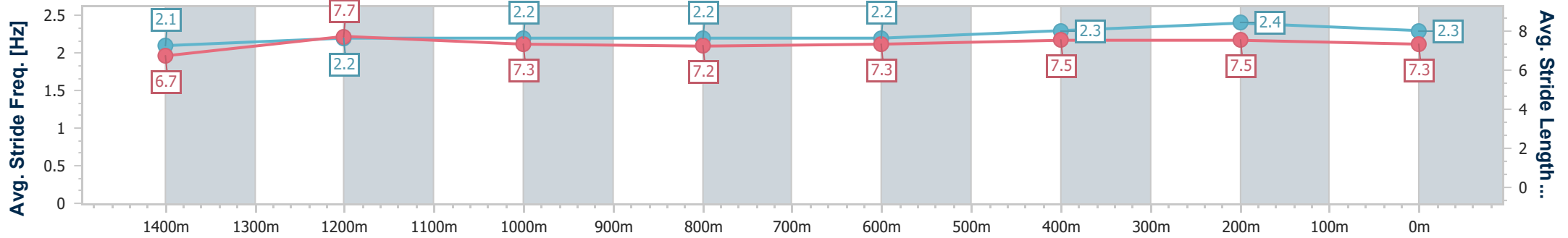
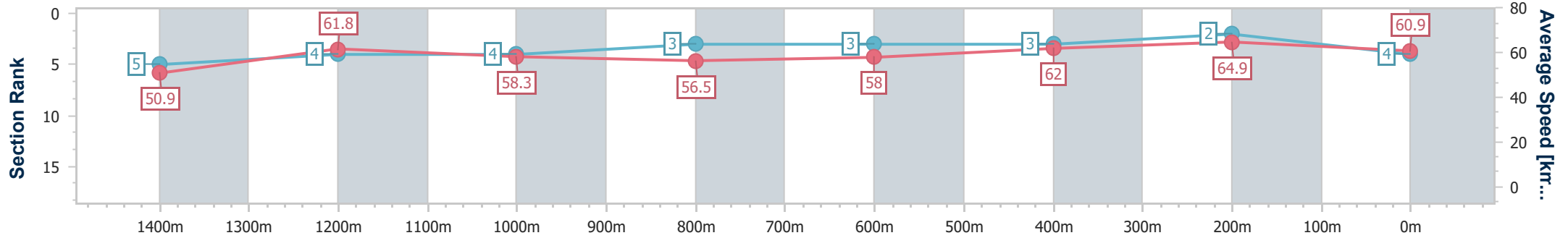
Sunshine Coast QLD Professional  
Race 2: ARCHER PARK RACING BENCHMARK 78 Handicap - 1600m



18 November 2023 - 12:53

Track Rating: Good 4, Weather: Overcast, Rail Position: True

Section	Overall	1400m	1200m	1000m	800m	600m	400m	200m
Section Times	1:38.23 [4] (0:14.17)	1:24.06 [5] (0:11.67)	1:12.39 [4] (0:12.36)	1:00.03 [4] (0:12.78)	0:47.25 [3] (0:12.62)	0:34.63 [3] (0:11.70)	0:22.93 [3] (0:11.10)	0:11.83 [2] (0:11.83)
Average Speed [km/h]	50.9	61.8	58.3	56.5	58.0	62.0	64.9	60.9
Top Speed [km/h]	62.0	62.3	59.6	57.7	59.5	64.7	65.9	64.2
Avg. Dist. to Rail [m]	4.7	0.6	2.0	1.5	2.3	1.1	3.7	3.0
Avg. Stride Freq. [Hz]	2.1	2.2	2.2	2.2	2.2	2.3	2.4	2.3
Avg. Stride Length [m]	6.7	7.7	7.3	7.2	7.3	7.5	7.5	7.3



- [ ] Ranking at each section and finish
- .-.- No data available at this section
- NA No data available



Horse/Jockey Name	Rising Pacific
Final Rank	5
Fastest Section Time (Section)	0:11.09 (400m)
Top Speed [km/h] (Section)	66.0 (400m)
Race State	Finished



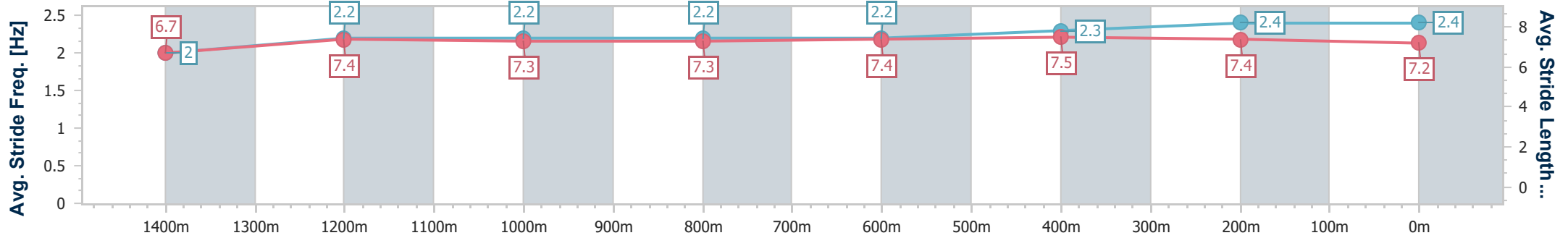
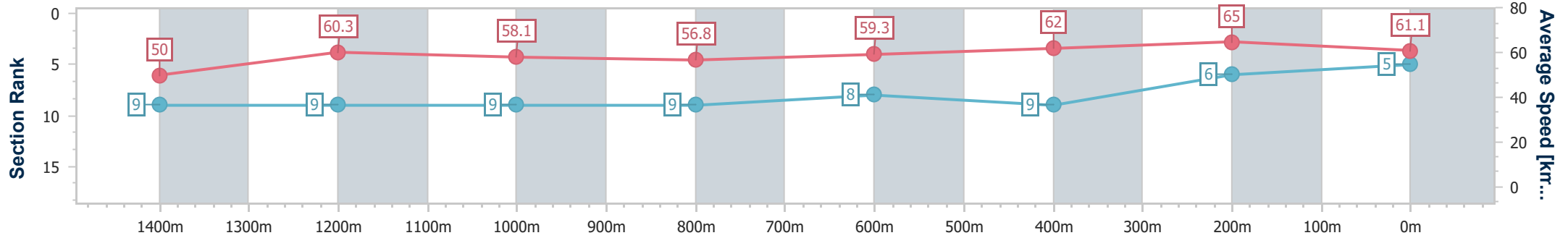
Sunshine Coast QLD Professional  
Race 2: ARCHER PARK RACING BENCHMARK 78 Handicap - 1600m



18 November 2023 - 12:53

Track Rating: Good 4, Weather: Overcast, Rail Position: True

Section	Overall	1400m	1200m	1000m	800m	600m	400m	200m
Section Times	1:38.60 [5] (0:14.39)	1:24.21 [9] (0:12.06)	1:12.15 [9] (0:12.46)	0:59.69 [9] (0:12.76)	0:46.93 [9] (0:12.33)	0:34.60 [8] (0:11.75)	0:22.85 [9] (0:11.09)	0:11.76 [6] (0:11.76)
Average Speed [km/h]	50.0	60.3	58.1	56.8	59.3	62.0	65.0	61.1
Top Speed [km/h]	60.7	61.4	59.4	59.6	61.9	65.1	66.0	63.6
Avg. Dist. to Rail [m]	10.1	4.5	4.1	3.3	2.5	2.2	6.3	7.5
Avg. Stride Freq. [Hz]	2.0	2.2	2.2	2.2	2.2	2.3	2.4	2.4
Avg. Stride Length [m]	6.7	7.4	7.3	7.3	7.4	7.5	7.4	7.2



- [ ] Ranking at each section and finish
- .-.- No data available at this section
- NA No data available



Horse/Jockey Name	Always On Show
Final Rank	6
Fastest Section Time (Section)	0:11.36 (400m)
Top Speed [km/h] (Section)	64.1 (400m)
Race State	Finished



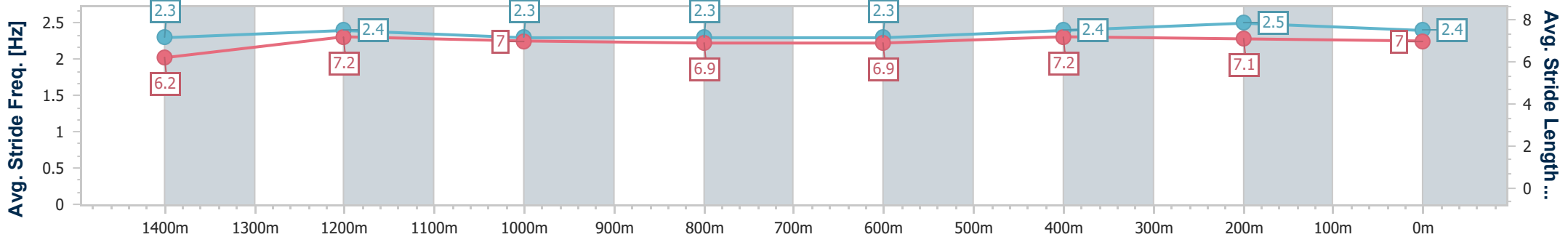
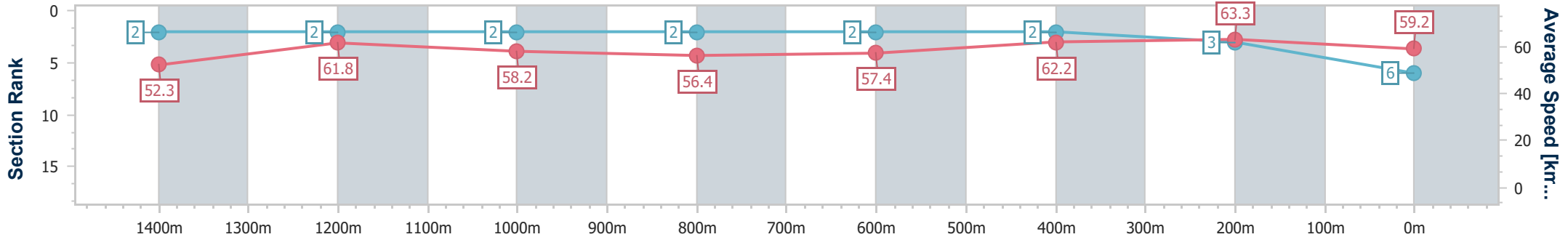
Sunshine Coast QLD Professional  
Race 2: ARCHER PARK RACING BENCHMARK 78 Handicap - 1600m



18 November 2023 - 12:53

Track Rating: Good 4, Weather: Overcast, Rail Position: True

Section	Overall	1400m	1200m	1000m	800m	600m	400m	200m
Section Times	1:38.64 [6] (0:13.73)	1:24.91 [2] (0:11.74)	1:13.17 [2] (0:12.47)	1:00.70 [2] (0:12.82)	0:47.88 [2] (0:12.72)	0:35.16 [2] (0:11.67)	0:23.49 [2] (0:11.36)	0:12.13 [3] (0:12.13)
Average Speed [km/h]	52.3	61.8	58.2	56.4	57.4	62.2	63.3	59.2
Top Speed [km/h]	64.0	63.8	59.0	57.4	59.5	63.8	64.1	62.6
Avg. Dist. to Rail [m]	6.9	3.6	3.7	3.4	2.7	0.9	1.9	2.6
Avg. Stride Freq. [Hz]	2.3	2.4	2.3	2.3	2.3	2.4	2.5	2.4
Avg. Stride Length [m]	6.2	7.2	7.0	6.9	6.9	7.2	7.1	7.0



- [ ] Ranking at each section and finish
- .-.- No data available at this section
- NA No data available





Horse/Jockey Name	Phaistos
Final Rank	7
Fastest Section Time (Section)	0:11.19 (400m)
Top Speed [km/h] (Section)	65.2 (400m)
Race State	Finished



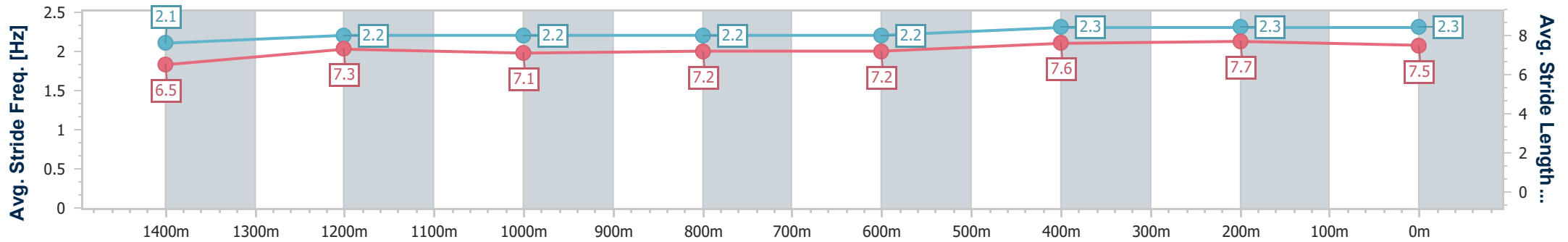
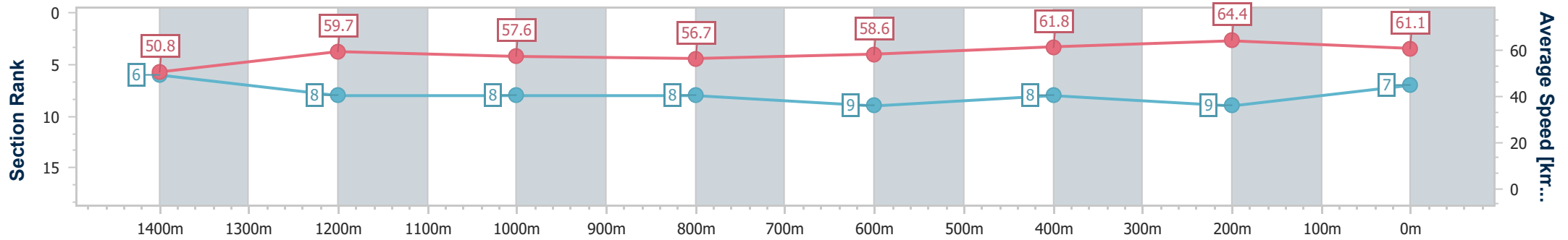
Sunshine Coast QLD Professional  
Race 2: ARCHER PARK RACING BENCHMARK 78 Handicap - 1600m



18 November 2023 - 12:53

Track Rating: Good 4, Weather: Overcast, Rail Position: True

Section	Overall	1400m	1200m	1000m	800m	600m	400m	200m
Section Times	1:38.66 [7] (0:14.20)	1:24.46 [6] (0:12.15)	1:12.31 [8] (0:12.53)	0:59.78 [8] (0:12.77)	0:47.01 [8] (0:12.40)	0:34.61 [9] (0:11.70)	0:22.91 [8] (0:11.19)	0:11.72 [9] (0:11.72)
Average Speed [km/h]	50.8	59.7	57.6	56.7	58.6	61.8	64.4	61.1
Top Speed [km/h]	62.4	62.3	59.6	59.2	62.3	63.5	65.2	64.3
Avg. Dist. to Rail [m]	8.2	3.7	2.6	2.1	1.4	0.7	2.0	2.8
Avg. Stride Freq. [Hz]	2.1	2.2	2.2	2.2	2.2	2.3	2.3	2.3
Avg. Stride Length [m]	6.5	7.3	7.1	7.2	7.2	7.6	7.7	7.5



- [ ] Ranking at each section and finish
- .-.- No data available at this section
- NA No data available



Horse/Jockey Name	Sneak Preview
Final Rank	8
Fastest Section Time (Section)	0:11.18 (400m)
Top Speed [km/h] (Section)	65.7 (400m)
Race State	Finished



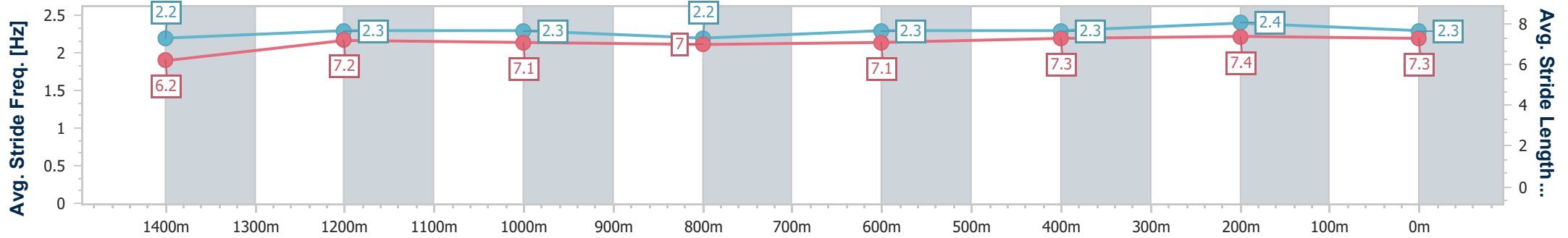
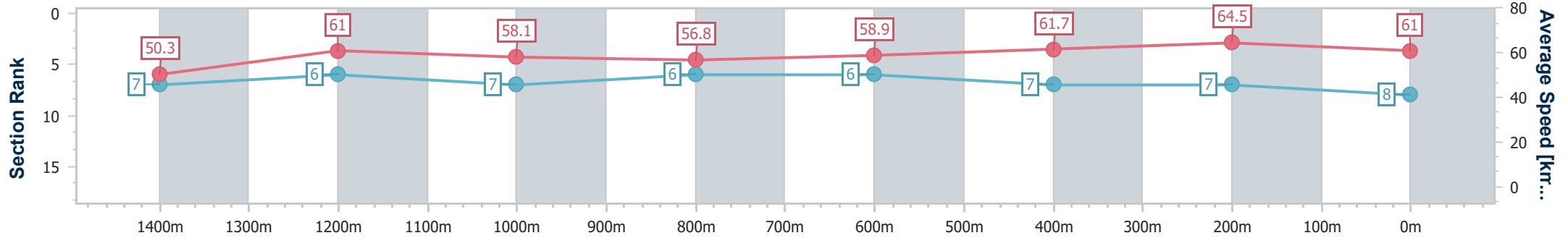
Sunshine Coast QLD Professional  
Race 2: ARCHER PARK RACING BENCHMARK 78 Handicap - 1600m



18 November 2023 - 12:53

Track Rating: Good 4, Weather: Overcast, Rail Position: True

Section	Overall	1400m	1200m	1000m	800m	600m	400m	200m
Section Times	1:38.67 [8] (0:14.31)	1:24.36 [7] (0:11.86)	1:12.50 [6] (0:12.45)	1:00.05 [7] (0:12.76)	0:47.29 [6] (0:12.45)	0:34.84 [6] (0:11.85)	0:22.99 [7] (0:11.18)	0:11.81 [7] (0:11.81)
Average Speed [km/h]	50.3	61.0	58.1	56.8	58.9	61.7	64.5	61.0
Top Speed [km/h]	61.8	62.3	59.5	58.8	61.6	64.9	65.7	64.5
Avg. Dist. to Rail [m]	6.8	2.8	3.2	3.1	2.9	2.6	4.4	5.4
Avg. Stride Freq. [Hz]	2.2	2.3	2.3	2.2	2.3	2.3	2.4	2.3
Avg. Stride Length [m]	6.2	7.2	7.1	7.0	7.1	7.3	7.4	7.3



- [ ] Ranking at each section and finish
- .-.- No data available at this section
- NA No data available



Horse/Jockey Name	Lord Markel
Final Rank	9
Fastest Section Time (Section)	0:11.32 (400m)
Top Speed [km/h] (Section)	64.4 (400m)
Race State	Finished



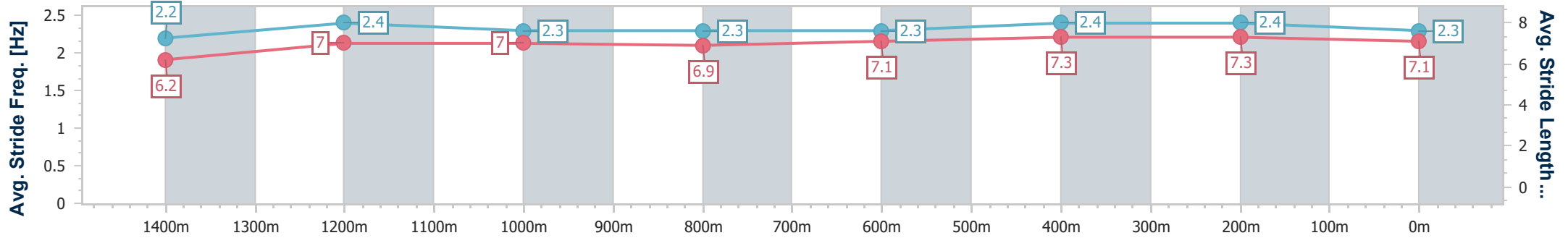
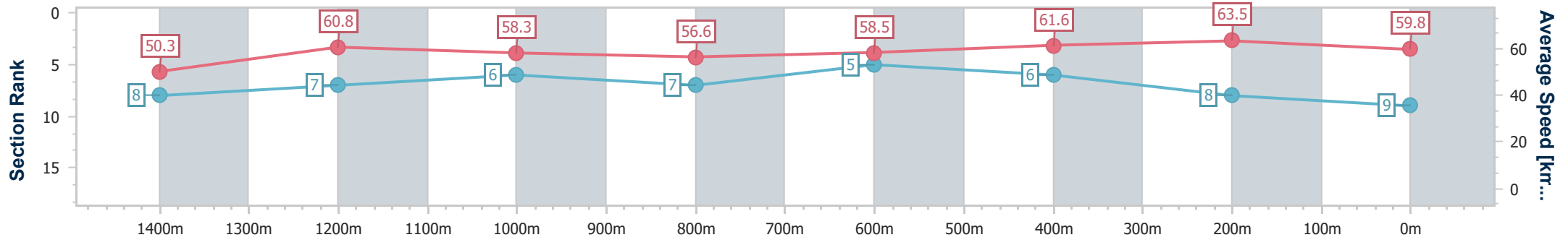
Sunshine Coast QLD Professional  
Race 2: ARCHER PARK RACING BENCHMARK 78 Handicap - 1600m



18 November 2023 - 12:53

Track Rating: Good 4, Weather: Overcast, Rail Position: True

Section	Overall	1400m	1200m	1000m	800m	600m	400m	200m
Section Times	1:38.99 [9] (0:14.34)	1:24.65 [8] (0:11.84)	1:12.81 [7] (0:12.43)	1:00.38 [6] (0:12.79)	0:47.59 [7] (0:12.42)	0:35.17 [5] (0:11.78)	0:23.39 [6] (0:11.32)	0:12.07 [8] (0:12.07)
Average Speed [km/h]	50.3	60.8	58.3	56.6	58.5	61.6	63.5	59.8
Top Speed [km/h]	63.6	63.7	58.8	58.1	60.8	63.3	64.4	62.5
Avg. Dist. to Rail [m]	6.5	2.0	2.1	1.9	1.9	0.9	2.2	2.8
Avg. Stride Freq. [Hz]	2.2	2.4	2.3	2.3	2.3	2.4	2.4	2.3
Avg. Stride Length [m]	6.2	7.0	7.0	6.9	7.1	7.3	7.3	7.1



- [ ] Ranking at each section and finish
- .-.- No data available at this section
- NA No data available