



Sunshine Coast QLD Professional

Race 1: OGE GROUP ARCHITECTS QTIS Two-Year-Old Handicap - 1000m

18 November 2023 - 12:19



Track Rating: Good 4, Weather: Overcast, Rail Position: True

Section												Last 600m	
Field Times												0:00.00	
		Overall	800m	600m	400m	200m							
		0:58.39 (0:13.45)	0:44.94 (0:10.38)	0:34.56 (0:11.00)	0:23.56 (0:11.37)	0:12.19 (0:12.19)							
Rank	TAB	Horse/Jockey	Barrier	Top Speed [km/h]	Fastest Section					Margin	Margin	Distance Travelled [m]	
1	10	POSTER GIRL Robbie Dolan	5	68.7 800m	0:10.87 400m	0:58.39 [1] (0:14.20)	0:44.19 [6] (0:10.93)	0:33.26 [6] (0:10.99)	0:22.27 [5] (0:10.87)	0:11.40 [4] (0:11.40)	0:58.39	0:33.26	
2	6	BARBIE'S SISTER Angela Jones	9	70.7 Overall	0:10.48 800m	0:58.46 [2] (0:13.48)	0:44.98 [2] (0:10.48)	0:34.50 [2] (0:10.92)	0:23.58 [2] (0:11.32)	0:12.26 [1] (0:12.26)	0.3L	0:34.50 -1	
3	5	MISHANI EXPRESS Jake Bayliss	4	Data was not able to be tracked for this horse		----	----	----	----	----	2.3L	----	
4	9	PIERATA'S GEM Damien Thornton	1	Data was not able to be tracked for this horse		----	----	----	----	----	3.1L	----	
5	3	MISHANI HERCULES Boris Thornton	7	66.8 800m	0:11.13 800m	0:59.16 [5] (0:13.82)	0:45.34 [5] (0:11.13)	0:34.21 [5] (0:11.23)	0:22.98 [6] (0:11.23)	0:11.75 [7] (0:11.75)	4.1L	0:34.21 +2	
6	4	MISHANI LILY Ben Thompson	8	71.5 800m	0:10.38 800m	0:59.36 [6] (0:13.45)	0:45.91 [1] (0:10.38)	0:35.53 [1] (0:11.00)	0:24.53 [1] (0:11.42)	0:13.11 [2] (0:13.11)	5.1L	0:35.53 +0	
7	11	UNDER THE SHADOW Cejay Graham	3	68.0 800m	0:10.71 800m	0:59.37 [7] (0:14.57)	0:44.80 [7] (0:10.71)	0:34.09 [7] (0:11.03)	0:23.06 [7] (0:11.07)	0:11.99 [6] (0:11.99)	5.2L	0:34.09 +0	
8	2	AGE OF AQUARIUS Tasha Chambers	2	69.1 Overall	0:10.90 800m	0:59.39 [8] (0:13.65)	0:45.74 [3] (0:10.90)	0:34.84 [4] (0:11.21)	0:23.63 [4] (0:11.32)	0:12.31 [5] (0:12.31)	5.3L	0:34.84 +0	
9	1	CUTTING EDGE Ryan Maloney	6	Data was not able to be tracked for this horse		----	----	----	----	----	6.1L	----	
10	8	JOY A PLENTY Luke Tarrant	11	70.9 800m	0:10.48 800m	1:00.29 [10] (0:13.72)	0:46.57 [4] (0:10.48)	0:36.09 [3] (0:11.12)	0:24.97 [3] (0:11.56)	0:13.41 [3] (0:13.41)	10.4L	0:36.09 +4	

Scratched: Fireupzous (#7)

[] Ranking at each section and finish
 ---- No data available at this section
 NA No data available

SCN Saddle cloth number
 DNF Did not finish
 DNT Did not track



Horse/Jockey Name	Poster Girl
Final Rank	1
Fastest Section Time (Section)	0:10.87 (400m)
Top Speed [km/h] (Section)	68.7 (800m)
Race State	Finished



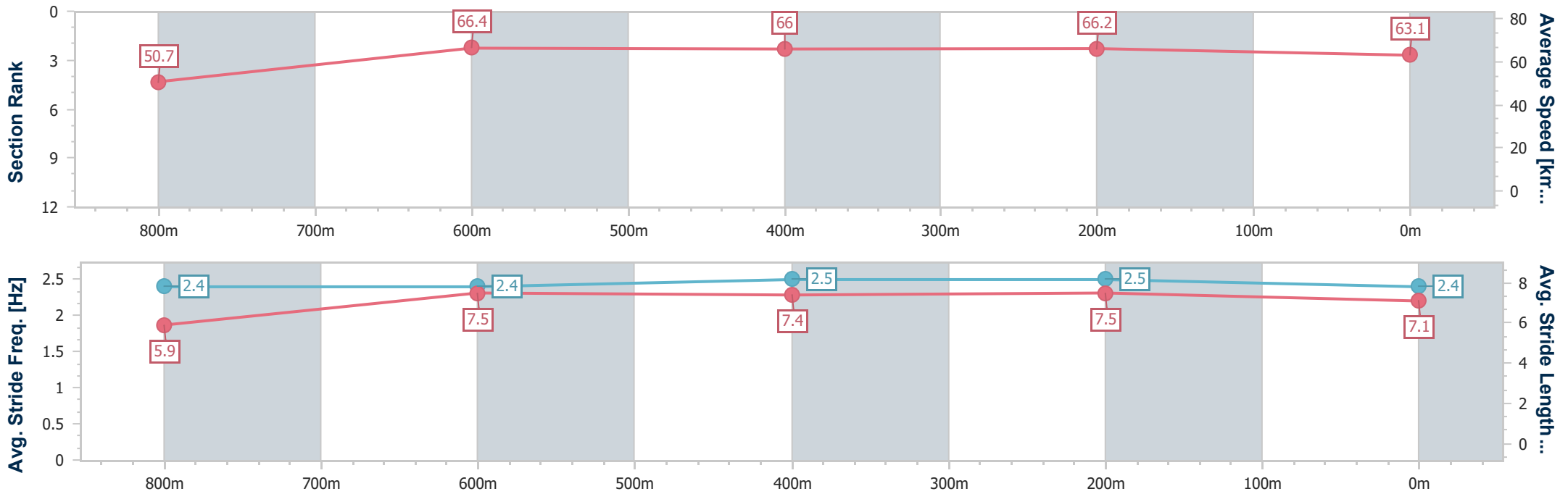
Sunshine Coast QLD Professional
Race 1: OGE GROUP ARCHITECTS QTIS Two-Year-Old Handicap - 1000m



18 November 2023 - 12:19

Track Rating: Good 4, Weather: Overcast, Rail Position: True

Section	Overall	800m	600m	400m	200m
Section Times	0:58.39 [1] (0:14.20)	0:44.19 [6] (0:10.93)	0:33.26 [6] (0:10.99)	0:22.27 [5] (0:10.87)	0:11.40 [4] (0:11.40)
Average Speed [km/h]	50.7	66.4	66.0	66.2	63.1
Top Speed [km/h]	67.2	68.7	67.0	67.0	67.3
Avg. Dist. to Rail [m]	5.3	1.9	1.2	1.8	1.0
Avg. Stride Freq. [Hz]	2.4	2.4	2.5	2.5	2.4
Avg. Stride Length [m]	5.9	7.5	7.4	7.5	7.1



- [] Ranking at each section and finish
- .-.- No data available at this section
- NA No data available



Horse/Jockey Name	Barbie's Sister
Final Rank	2
Fastest Section Time (Section)	0:10.48 (800m)
Top Speed [km/h] (Section)	70.7 (Overall)
Race State	Finished



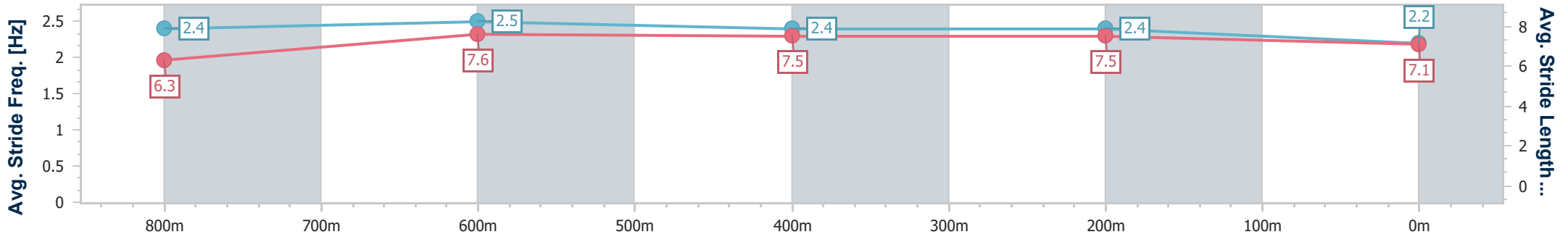
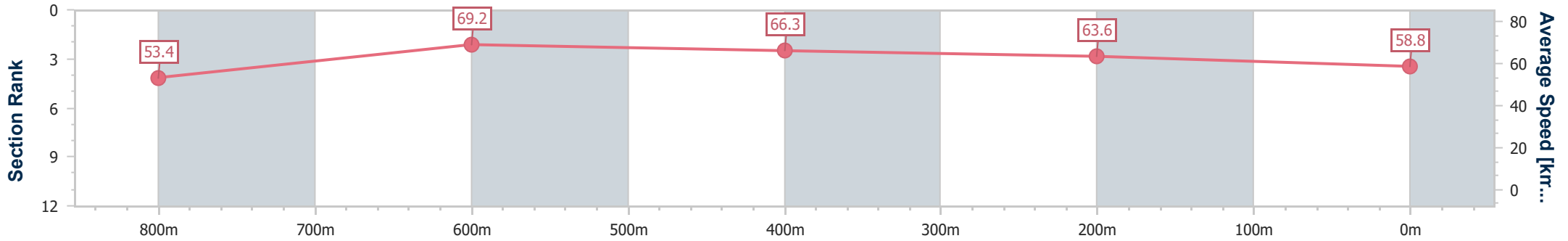
Sunshine Coast QLD Professional
Race 1: OGE GROUP ARCHITECTS QTIS Two-Year-Old
Handicap - 1000m



18 November 2023 - 12:19

Track Rating: Good 4, Weather: Overcast, Rail Position: True

Section	Overall	800m	600m	400m	200m
Section Times	0:58.46 [2] (0:13.48)	0:44.98 [2] (0:10.48)	0:34.50 [2] (0:10.92)	0:23.58 [2] (0:11.32)	0:12.26 [1] (0:12.26)
Average Speed [km/h]	53.4	69.2	66.3	63.6	58.8
Top Speed [km/h]	70.7	70.7	67.9	66.3	61.3
Avg. Dist. to Rail [m]	9.1	3.1	0.6	3.7	5.3
Avg. Stride Freq. [Hz]	2.4	2.5	2.4	2.4	2.2
Avg. Stride Length [m]	6.3	7.6	7.5	7.5	7.1



- [] Ranking at each section and finish
- .-.- No data available at this section
- NA No data available



Horse/Jockey Name	Mishani Hercules
Final Rank	5
Fastest Section Time (Section)	0:11.13 (800m)
Top Speed [km/h] (Section)	66.8 (800m)
Race State	Finished



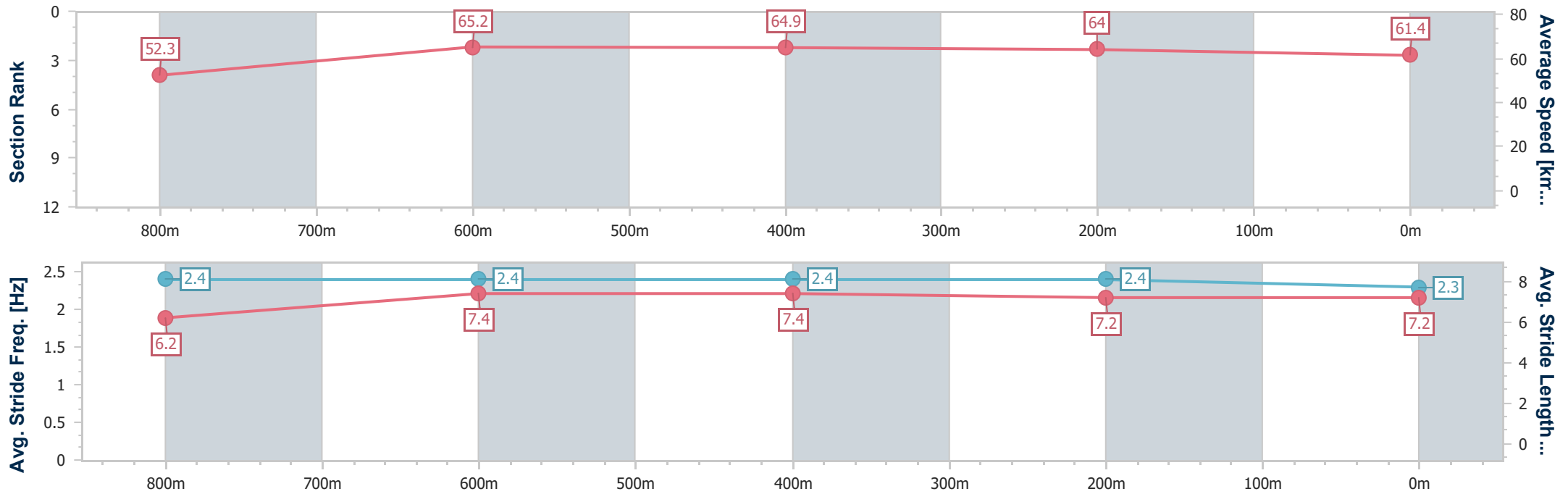
Sunshine Coast QLD Professional
 Race 1: OGE GROUP ARCHITECTS QTIS Two-Year-Old
 Handicap - 1000m



18 November 2023 - 12:19

Track Rating: Good 4, Weather: Overcast, Rail Position: True

Section	Overall	800m	600m	400m	200m
Section Times	0:59.16 [5] (0:13.82)	0:45.34 [5] (0:11.13)	0:34.21 [5] (0:11.23)	0:22.98 [6] (0:11.23)	0:11.75 [7] (0:11.75)
Average Speed [km/h]	52.3	65.2	64.9	64.0	61.4
Top Speed [km/h]	66.7	66.8	66.0	65.5	62.5
Avg. Dist. to Rail [m]	7.6	3.8	1.7	3.2	2.5
Avg. Stride Freq. [Hz]	2.4	2.4	2.4	2.4	2.3
Avg. Stride Length [m]	6.2	7.4	7.4	7.2	7.2



- [] Ranking at each section and finish
- .-.- No data available at this section
- NA No data available



Horse/Jockey Name	Mishani Lily
Final Rank	6
Fastest Section Time (Section)	0:10.38 (800m)
Top Speed [km/h] (Section)	71.5 (800m)
Race State	Finished



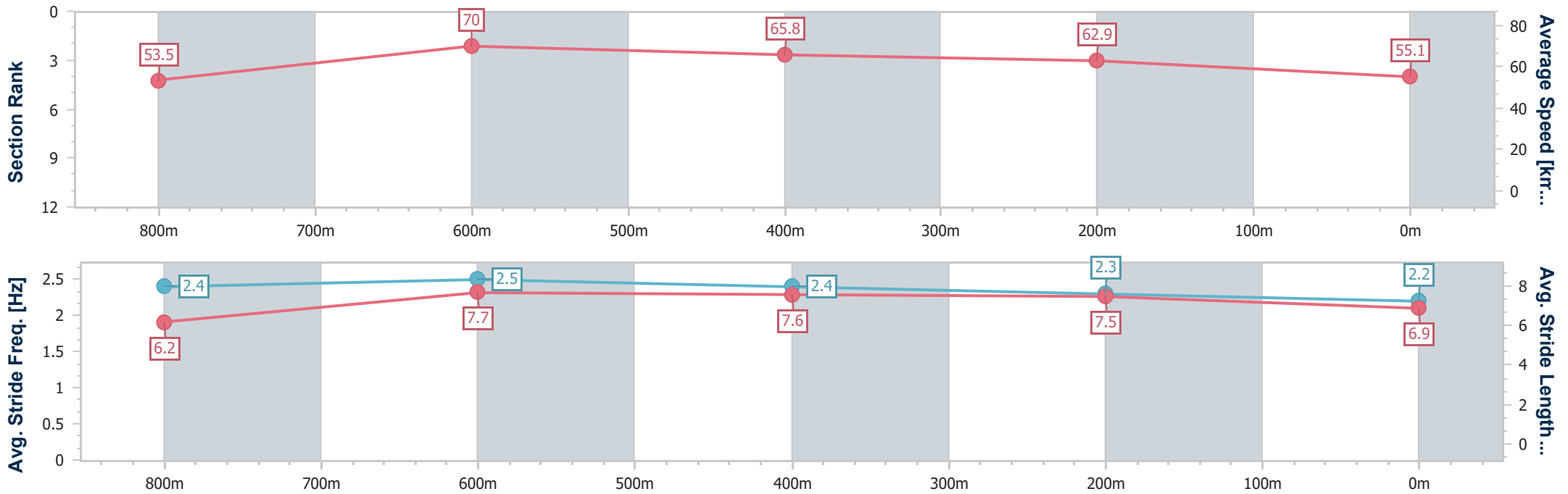
Sunshine Coast QLD Professional
Race 1: OGE GROUP ARCHITECTS QTIS Two-Year-Old Handicap - 1000m



18 November 2023 - 12:19

Track Rating: Good 4, Weather: Overcast, Rail Position: True

Section	Overall	800m	600m	400m	200m
Section Times	0:59.36 [6] (0:13.45)	0:45.91 [1] (0:10.38)	0:35.53 [1] (0:11.00)	0:24.53 [1] (0:11.42)	0:13.11 [2] (0:13.11)
Average Speed [km/h]	53.5	70.0	65.8	62.9	55.1
Top Speed [km/h]	70.4	71.5	66.8	65.4	59.2
Avg. Dist. to Rail [m]	8.3	2.7	0.9	2.7	4.1
Avg. Stride Freq. [Hz]	2.4	2.5	2.4	2.3	2.2
Avg. Stride Length [m]	6.2	7.7	7.6	7.5	6.9



- [] Ranking at each section and finish
- .-.- No data available at this section
- NA No data available



Horse/Jockey Name	Under The Shadow
Final Rank	7
Fastest Section Time (Section)	0:10.71 (800m)
Top Speed [km/h] (Section)	68.0 (800m)
Race State	Finished



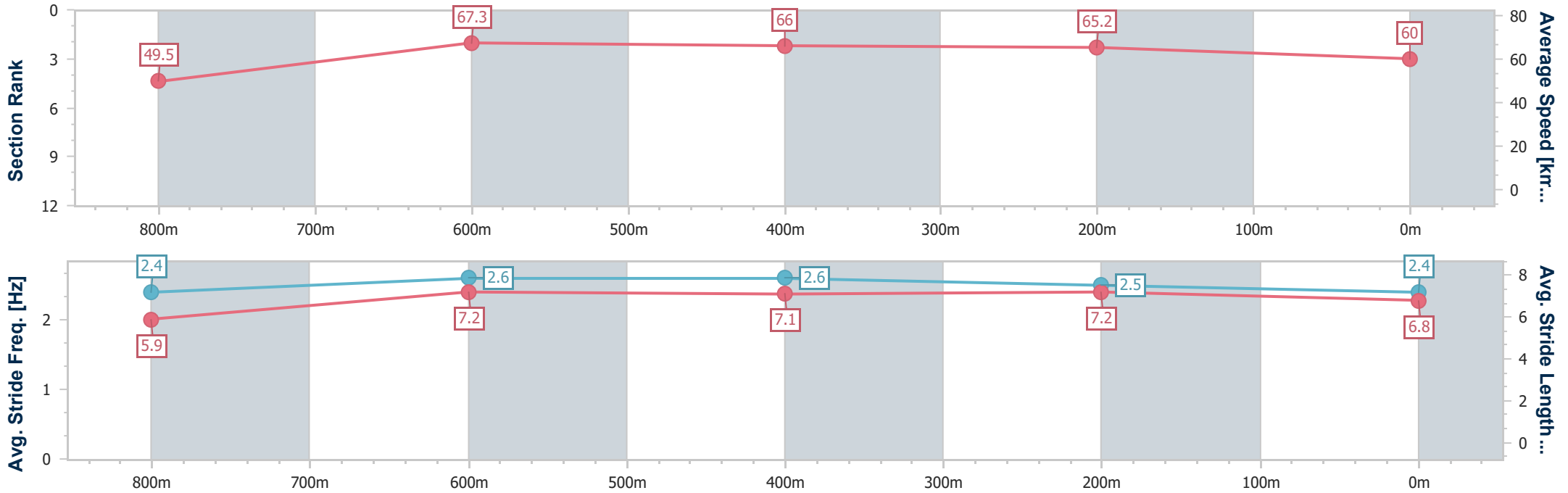
Sunshine Coast QLD Professional
Race 1: OGE GROUP ARCHITECTS QTIS Two-Year-Old Handicap - 1000m



18 November 2023 - 12:19

Track Rating: Good 4, Weather: Overcast, Rail Position: True

Section	Overall	800m	600m	400m	200m
Section Times	0:59.37 [7] (0:14.57)	0:44.80 [7] (0:10.71)	0:34.09 [7] (0:11.03)	0:23.06 [7] (0:11.07)	0:11.99 [6] (0:11.99)
Average Speed [km/h]	49.5	67.3	66.0	65.2	60.0
Top Speed [km/h]	67.9	68.0	67.9	66.6	61.9
Avg. Dist. to Rail [m]	3.2	1.1	2.4	5.6	7.4
Avg. Stride Freq. [Hz]	2.4	2.6	2.6	2.5	2.4
Avg. Stride Length [m]	5.9	7.2	7.1	7.2	6.8



- [] Ranking at each section and finish
- .-.- No data available at this section
- NA No data available



Horse/Jockey Name	Age Of Aquarius
Final Rank	8
Fastest Section Time (Section)	0:10.90 (800m)
Top Speed [km/h] (Section)	69.1 (Overall)
Race State	Finished



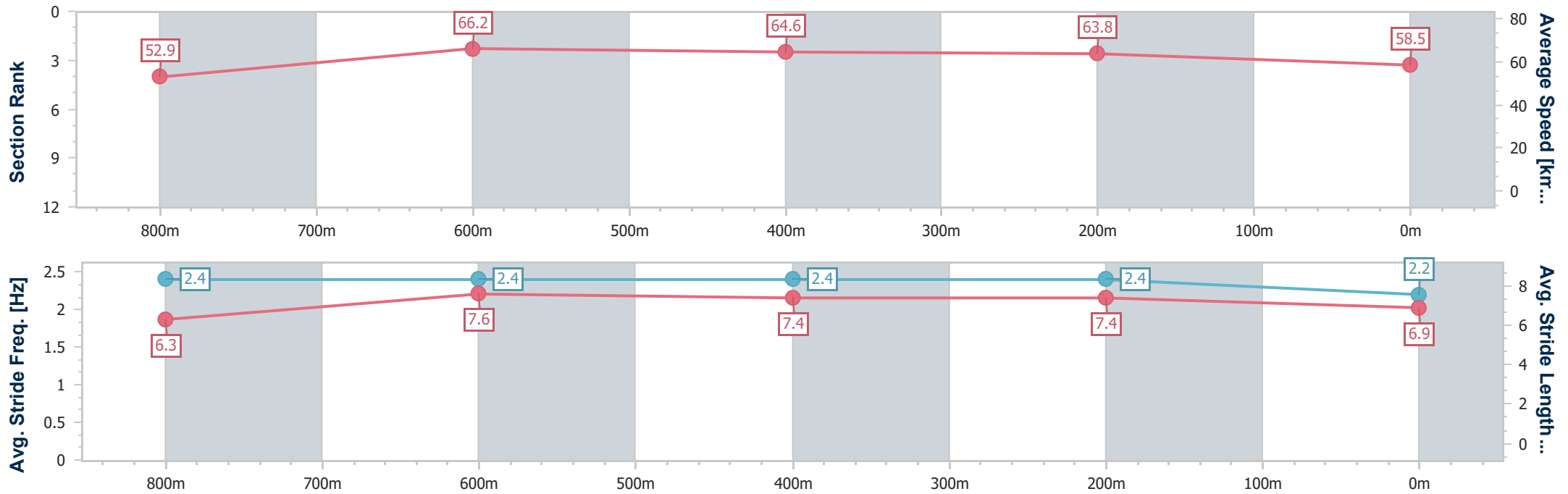
Sunshine Coast QLD Professional
Race 1: OGE GROUP ARCHITECTS QTIS Two-Year-Old Handicap - 1000m



18 November 2023 - 12:19

Track Rating: Good 4, Weather: Overcast, Rail Position: True

Section	Overall	800m	600m	400m	200m
Section Times	0:59.39 [8] (0:13.65)	0:45.74 [3] (0:10.90)	0:34.84 [4] (0:11.21)	0:23.63 [4] (0:11.32)	0:12.31 [5] (0:12.31)
Average Speed [km/h]	52.9	66.2	64.6	63.8	58.5
Top Speed [km/h]	69.1	68.8	65.5	65.8	61.1
Avg. Dist. to Rail [m]	3.7	1.2	1.1	4.9	5.1
Avg. Stride Freq. [Hz]	2.4	2.4	2.4	2.4	2.2
Avg. Stride Length [m]	6.3	7.6	7.4	7.4	6.9



- [] Ranking at each section and finish
- .-.- No data available at this section
- NA No data available



Horse/Jockey Name	Joy A Plenty
Final Rank	10
Fastest Section Time (Section)	0:10.48 (800m)
Top Speed [km/h] (Section)	70.9 (800m)
Race State	Finished



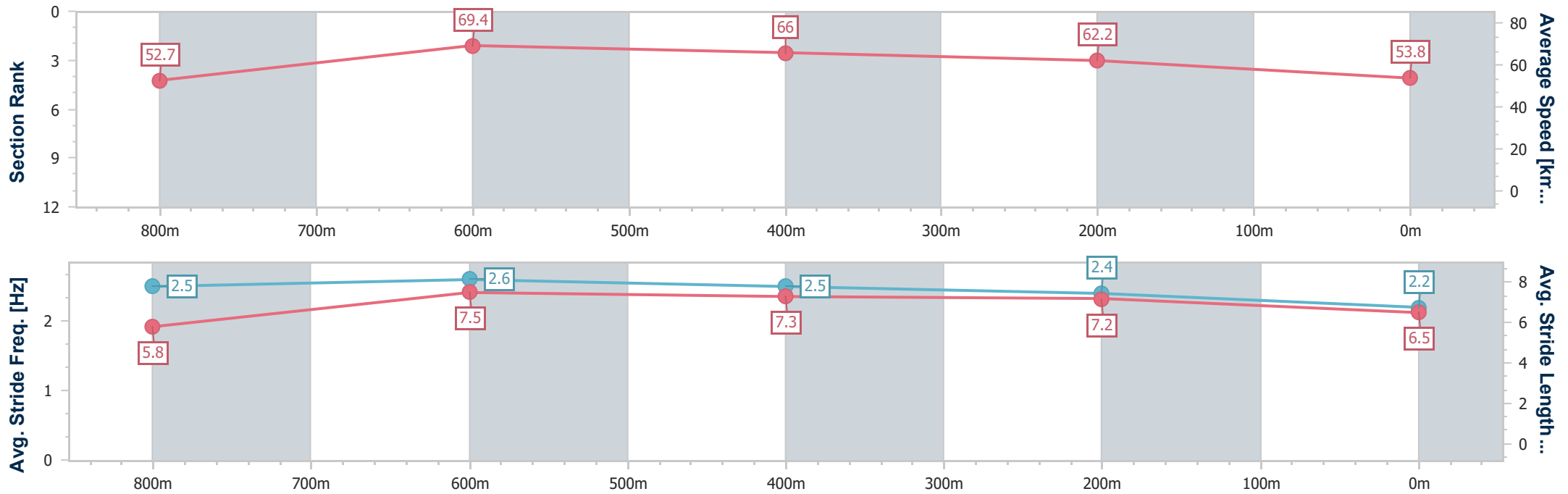
Sunshine Coast QLD Professional
Race 1: OGE GROUP ARCHITECTS QTIS Two-Year-Old Handicap - 1000m



18 November 2023 - 12:19

Track Rating: Good 4, Weather: Overcast, Rail Position: True

Section	Overall	800m	600m	400m	200m
Section Times	1:00.29 [10] (0:13.72)	0:46.57 [4] (0:10.48)	0:36.09 [3] (0:11.12)	0:24.97 [3] (0:11.56)	0:13.41 [3] (0:13.41)
Average Speed [km/h]	52.7	69.4	66.0	62.2	53.8
Top Speed [km/h]	68.4	70.9	67.5	64.7	58.9
Avg. Dist. to Rail [m]	10.7	5.0	2.8	6.3	5.9
Avg. Stride Freq. [Hz]	2.5	2.6	2.5	2.4	2.2
Avg. Stride Length [m]	5.8	7.5	7.3	7.2	6.5



- [] Ranking at each section and finish
- .-.- No data available at this section
- NA No data available



Horse/Jockey Name	Cutting Edge
Final Rank	9
Fastest Section Time (Section)	--:--
Top Speed [km/h] (Section)	--
Race State	DidNotTrack



Sunshine Coast QLD Professional
 Race 1: OGE GROUP ARCHITECTS QTIS Two-Year-Old
 Handicap - 1000m



18 November 2023 - 12:19

Track Rating: Good 4, Weather: Overcast, Rail Position: True

Section	Overall	800m	600m	400m	200m								
Section Times	--:--	--:--	--:--	--:--	--:--								
Average Speed [km/h]	--	--	--	--	--								
Top Speed [km/h]	--	--	--	--	--								
Avg. Dist. to Rail [m]	--	--	--	--	--								
Avg. Stride Freq. [Hz]	--	--	--	--	--								
Avg. Stride Length [m]	--	--	--	--	--								

- [] Ranking at each section and finish
- :-- No data available at this section
- NA No data available



Horse/Jockey Name	Mishani Express
Final Rank	3
Fastest Section Time (Section)	--:--
Top Speed [km/h] (Section)	--
Race State	DidNotTrack



Sunshine Coast QLD Professional
 Race 1: OGE GROUP ARCHITECTS QTIS Two-Year-Old
 Handicap - 1000m



18 November 2023 - 12:19

Track Rating: Good 4, Weather: Overcast, Rail Position: True

Section	Overall	800m	600m	400m	200m								
Section Times	--:--	--:--	--:--	--:--	--:--								
Average Speed [km/h]	--	--	--	--	--								
Top Speed [km/h]	--	--	--	--	--								
Avg. Dist. to Rail [m]	--	--	--	--	--								
Avg. Stride Freq. [Hz]	--	--	--	--	--								
Avg. Stride Length [m]	--	--	--	--	--								

- [] Ranking at each section and finish
- :-- No data available at this section
- NA No data available



Horse/Jockey Name	Pierata's Gem
Final Rank	4
Fastest Section Time (Section)	--:--
Top Speed [km/h] (Section)	--
Race State	DidNotTrack



Sunshine Coast QLD Professional
 Race 1: OGE GROUP ARCHITECTS QTIS Two-Year-Old
 Handicap - 1000m



18 November 2023 - 12:19

Track Rating: Good 4, Weather: Overcast, Rail Position: True

Section	Overall	800m	600m	400m	200m								
Section Times	--:--	--:--	--:--	--:--	--:--								
Average Speed [km/h]	--	--	--	--	--								
Top Speed [km/h]	--	--	--	--	--								
Avg. Dist. to Rail [m]	--	--	--	--	--								
Avg. Stride Freq. [Hz]	--	--	--	--	--								
Avg. Stride Length [m]	--	--	--	--	--								

- [] Ranking at each section and finish
- :-- No data available at this section
- NA No data available