



Ipswich QLD Professional
Race 8: TAB SUMMER PROVINCIAL SPRINT SERIES - HEAT -
BENCHMARK 70 Handicap - 1200m
 17 November 2023 - 16:42



Track Rating: Good 3, Weather: Fine, Rail Position: +4.0m Entire Course

Section		Overall	1000m	800m	600m	400m	200m	Last 600m					
Field Times		1:10.17 (0:13.29)	0:56.88 (0:11.02)	0:45.86 (0:11.65)	0:34.21 (0:11.74)	0:22.47 (0:11.28)	0:11.19 (0:11.19)	0:34.21					
Rank	TAB Horse/Jockey	Barrier	Top Speed [km/h]	Fastest Section								Margin	Distance Travelled [m]
1	11 PARACHUTER Ryan Maloney	2	67.4	0:11.14	1:10.17 [1] (0:13.38)	0:56.79 [3] (0:11.19)	0:45.60 [4] (0:11.73)	0:33.87 [4] (0:11.59)	0:22.28 [3] (0:11.14)	0:11.14 [2] (0:11.14)	1:10.17	0:33.87	
2	7 BOOM COURT Ryan Wiggins	10	68.1	0:11.08	1:10.22 [2] (0:13.30)	0:56.92 [2] (0:11.08)	0:45.84 [2] (0:11.62)	0:34.22 [2] (0:11.71)	0:22.51 [2] (0:11.27)	0:11.24 [1] (0:11.24)	0.2L	0:34.22	+0
3	4 THE CULLINAN Emily Lang	6	68.2	0:10.90	1:10.51 [3] (0:13.93)	0:56.58 [7] (0:10.90)	0:45.68 [6] (0:11.77)	0:33.91 [6] (0:11.59)	0:22.32 [6] (0:11.21)	0:11.11 [6] (0:11.11)	2L	0:33.91	-2
4	6 KUDU Ben Thompson	5	68.6	0:10.99	1:10.59 [4] (0:13.62)	0:56.97 [5] (0:10.99)	0:45.98 [5] (0:11.77)	0:34.21 [5] (0:11.58)	0:22.63 [5] (0:11.34)	0:11.29 [4] (0:11.29)	2.4L	0:34.21	+0
5	1 DARE TO SHARE Shania Willis	1	68.0	0:10.90	1:10.80 [5] (0:13.58)	0:57.22 [4] (0:10.90)	0:46.32 [3] (0:11.68)	0:34.64 [3] (0:11.76)	0:22.88 [4] (0:11.39)	0:11.49 [5] (0:11.49)	3.4L	0:34.64	-3
6	5 AIN'T SHE LOVELY Angela Jones	9	69.1	0:11.02	1:11.05 [6] (0:13.29)	0:57.76 [1] (0:11.02)	0:46.74 [1] (0:11.65)	0:35.09 [1] (0:11.74)	0:23.35 [1] (0:11.46)	0:11.89 [3] (0:11.89)	4.7L	0:35.09	-4
7	12 OLD SCHOOL Micheal Hellyer	7	68.6	0:10.96	1:11.19 [7] (0:13.88)	0:57.31 [6] (0:10.96)	0:46.35 [7] (0:11.88)	0:34.47 [7] (0:11.66)	0:22.81 [7] (0:11.40)	0:11.41 [7] (0:11.41)	5.5L	0:34.47	+0

Scratched: Brocky (#3), Emilee's Empire (#8), Prepotent (#9), Almighty Rising (#10), Air Marshal (#2)

[] Ranking at each section and finish
 -:-:- No data available at this section
 NA No data available

SCN Saddle cloth number
 DNF Did not finish
 DNT Did not track



Horse/Jockey Name	Parachuter
Final Rank	1
Fastest Section Time (Section)	0:11.14 (400m)
Top Speed [km/h] (Section)	67.4 (Overall)
Race State	Finished



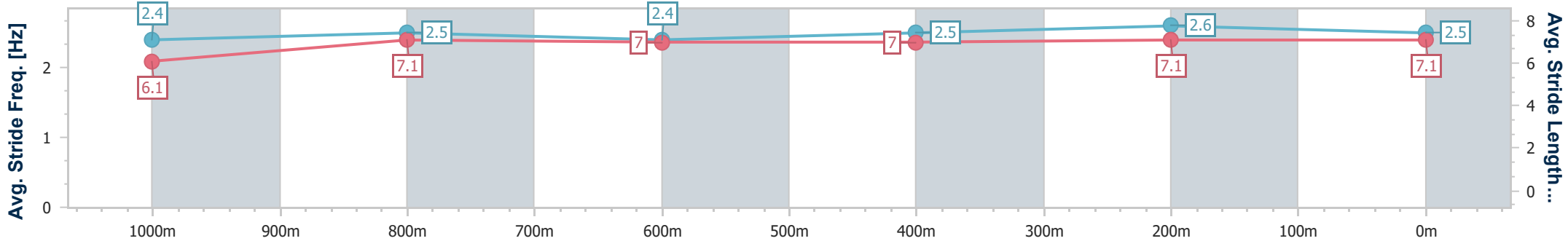
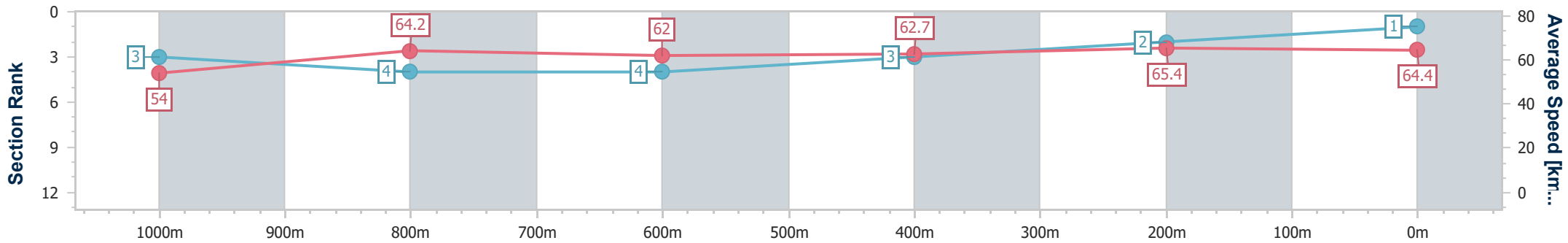
Ipswich QLD Professional
 Race 8: TAB SUMMER PROVINCIAL SPRINT SERIES - HEAT -
 BENCHMARK 70 Handicap - 1200m



17 November 2023 - 16:42

Track Rating: Good 3, Weather: Fine, Rail Position: +4.0m Entire Course

Section	Overall	1000m	800m	600m	400m	200m								
Section Times	1:10.17 [1] (0:13.38)	0:56.79 [3] (0:11.19)	0:45.60 [4] (0:11.73)	0:33.87 [4] (0:11.59)	0:22.28 [3] (0:11.14)	0:11.14 [2] (0:11.14)								
Average Speed [km/h]	54.0	64.2	62.0	62.7	65.4	64.4								
Top Speed [km/h]	67.4	66.8	62.9	63.8	66.2	66.1								
Avg. Dist. to Rail [m]	3.8	1.4	2.2	2.2	3.3	4.5								
Avg. Stride Freq. [Hz]	2.4	2.5	2.4	2.5	2.6	2.5								
Avg. Stride Length [m]	6.1	7.1	7.0	7.0	7.1	7.1								



- [] Ranking at each section and finish
- .-.- No data available at this section
- NA No data available



Horse/Jockey Name	Boom Court
Final Rank	2
Fastest Section Time (Section)	0:11.08 (1000m)
Top Speed [km/h] (Section)	68.1 (1000m)
Race State	Finished



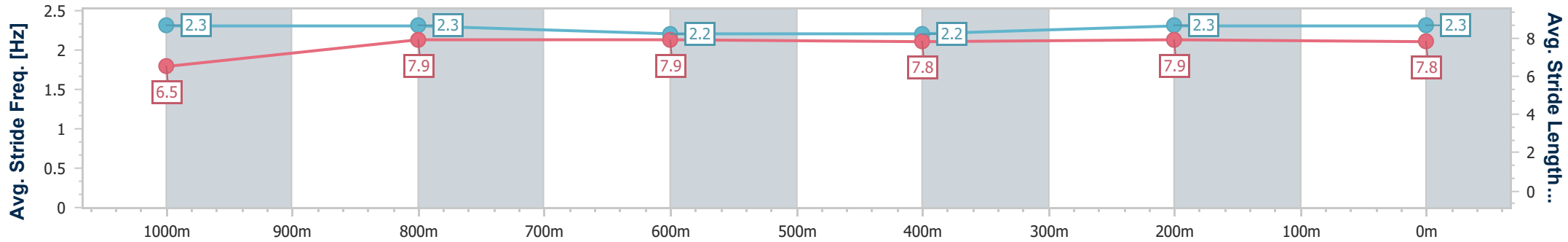
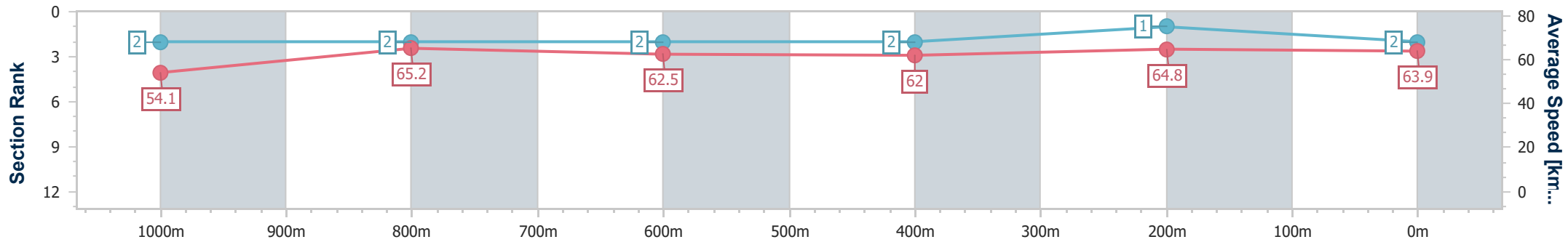
Ipswich QLD Professional
 Race 8: TAB SUMMER PROVINCIAL SPRINT SERIES - HEAT -
 BENCHMARK 70 Handicap - 1200m



17 November 2023 - 16:42

Track Rating: Good 3, Weather: Fine, Rail Position: +4.0m Entire Course

Section	Overall	1000m	800m	600m	400m	200m								
Section Times	1:10.22 [2] (0:13.30)	0:56.92 [2] (0:11.08)	0:45.84 [2] (0:11.62)	0:34.22 [2] (0:11.71)	0:22.51 [2] (0:11.27)	0:11.24 [1] (0:11.24)								
Average Speed [km/h]	54.1	65.2	62.5	62.0	64.8	63.9								
Top Speed [km/h]	68.0	68.1	63.7	63.2	65.5	66.0								
Avg. Dist. to Rail [m]	6.7	1.7	2.4	2.4	3.0	3.7								
Avg. Stride Freq. [Hz]	2.3	2.3	2.2	2.2	2.3	2.3								
Avg. Stride Length [m]	6.5	7.9	7.9	7.8	7.9	7.8								



- [] Ranking at each section and finish
- .-.- No data available at this section
- NA No data available



Horse/Jockey Name	The Cullinan
Final Rank	3
Fastest Section Time (Section)	0:10.90 (1000m)
Top Speed [km/h] (Section)	68.2 (1000m)
Race State	Finished



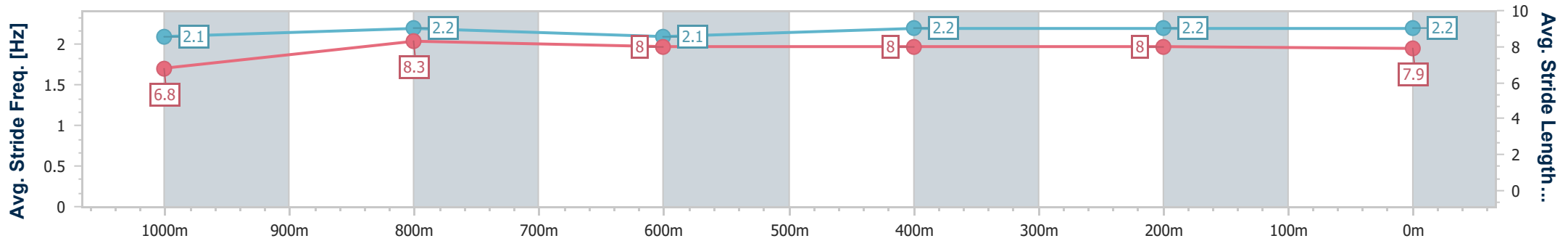
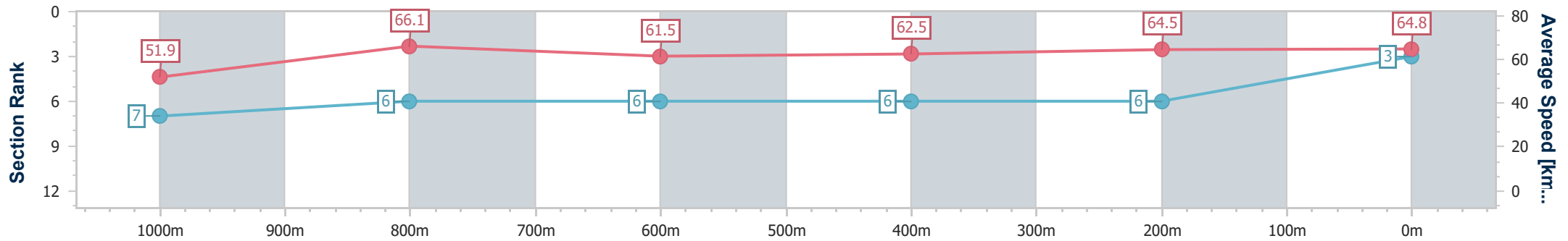
Ipswich QLD Professional
 Race 8: TAB SUMMER PROVINCIAL SPRINT SERIES - HEAT -
 BENCHMARK 70 Handicap - 1200m



17 November 2023 - 16:42

Track Rating: Good 3, Weather: Fine, Rail Position: +4.0m Entire Course

Section	Overall	1000m	800m	600m	400m	200m							
Section Times	1:10.51 [3] (0:13.93)	0:56.58 [7] (0:10.90)	0:45.68 [6] (0:11.77)	0:33.91 [6] (0:11.59)	0:22.32 [6] (0:11.21)	0:11.11 [6] (0:11.11)							
Average Speed [km/h]	51.9	66.1	61.5	62.5	64.5	64.8							
Top Speed [km/h]	67.3	68.2	63.9	63.7	66.1	66.1							
Avg. Dist. to Rail [m]	5.3	1.3	1.7	1.5	1.8	2.6							
Avg. Stride Freq. [Hz]	2.1	2.2	2.1	2.2	2.2	2.2							
Avg. Stride Length [m]	6.8	8.3	8.0	8.0	8.0	7.9							



- [] Ranking at each section and finish
- .-.- No data available at this section
- NA No data available



Horse/Jockey Name	Kudu
Final Rank	4
Fastest Section Time (Section)	0:10.99 (1000m)
Top Speed [km/h] (Section)	68.6 (1000m)
Race State	Finished



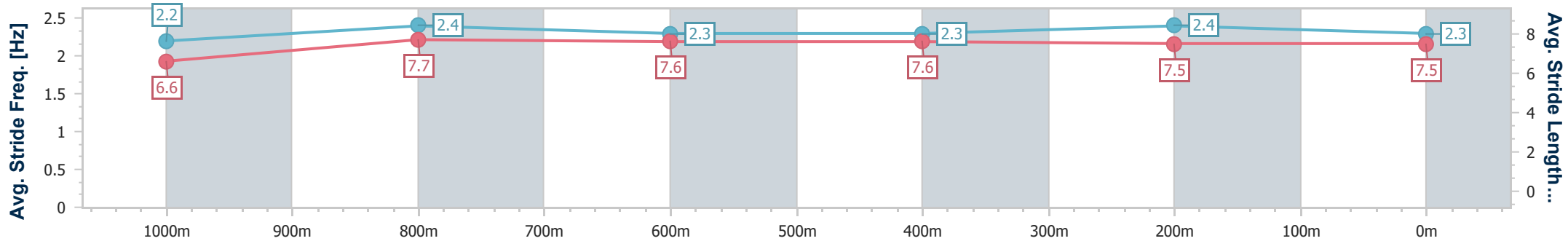
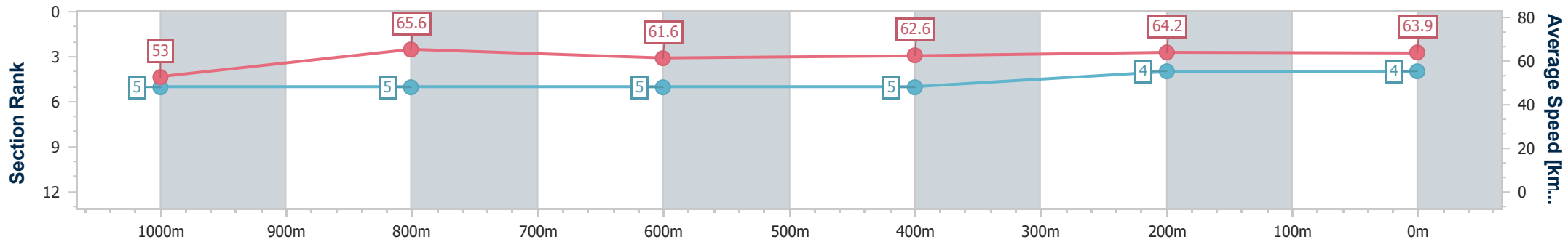
Ipswich QLD Professional
 Race 8: TAB SUMMER PROVINCIAL SPRINT SERIES - HEAT -
 BENCHMARK 70 Handicap - 1200m



17 November 2023 - 16:42

Track Rating: Good 3, Weather: Fine, Rail Position: +4.0m Entire Course

Section	Overall	1000m	800m	600m	400m	200m
Section Times	1:10.59 [4] (0:13.62)	0:56.97 [5] (0:10.99)	0:45.98 [5] (0:11.77)	0:34.21 [5] (0:11.58)	0:22.63 [5] (0:11.34)	0:11.29 [4] (0:11.29)
Average Speed [km/h]	53.0	65.6	61.6	62.6	64.2	63.9
Top Speed [km/h]	68.0	68.6	62.4	64.0	65.8	65.8
Avg. Dist. to Rail [m]	4.3	1.7	1.9	1.9	3.6	5.4
Avg. Stride Freq. [Hz]	2.2	2.4	2.3	2.3	2.4	2.3
Avg. Stride Length [m]	6.6	7.7	7.6	7.6	7.5	7.5



- [] Ranking at each section and finish
- .-.- No data available at this section
- NA No data available



Horse/Jockey Name	Dare To Share
Final Rank	5
Fastest Section Time (Section)	0:10.90 (1000m)
Top Speed [km/h] (Section)	68.0 (Overall)
Race State	Finished



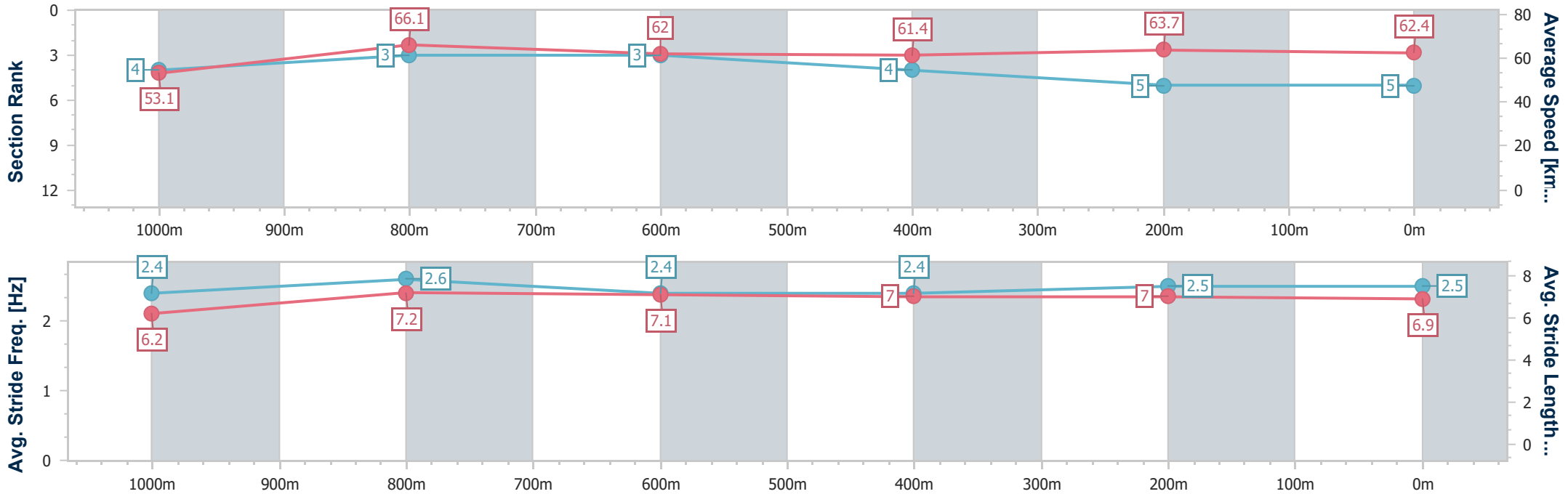
Ipswich QLD Professional
 Race 8: TAB SUMMER PROVINCIAL SPRINT SERIES - HEAT -
 BENCHMARK 70 Handicap - 1200m



17 November 2023 - 16:42

Track Rating: Good 3, Weather: Fine, Rail Position: +4.0m Entire Course

Section	Overall	1000m	800m	600m	400m	200m
Section Times	1:10.80 [5] (0:13.58)	0:57.22 [4] (0:10.90)	0:46.32 [3] (0:11.68)	0:34.64 [3] (0:11.76)	0:22.88 [4] (0:11.39)	0:11.49 [5] (0:11.49)
Average Speed [km/h]	53.1	66.1	62.0	61.4	63.7	62.4
Top Speed [km/h]	68.0	68.0	63.6	62.4	64.8	64.2
Avg. Dist. to Rail [m]	2.9	0.9	1.6	1.1	2.2	4.5
Avg. Stride Freq. [Hz]	2.4	2.6	2.4	2.4	2.5	2.5
Avg. Stride Length [m]	6.2	7.2	7.1	7.0	7.0	6.9



- [] Ranking at each section and finish
- .-.- No data available at this section
- NA No data available



Horse/Jockey Name	Ain't She Lovely
Final Rank	6
Fastest Section Time (Section)	0:11.02 (1000m)
Top Speed [km/h] (Section)	69.1 (Overall)
Race State	Finished



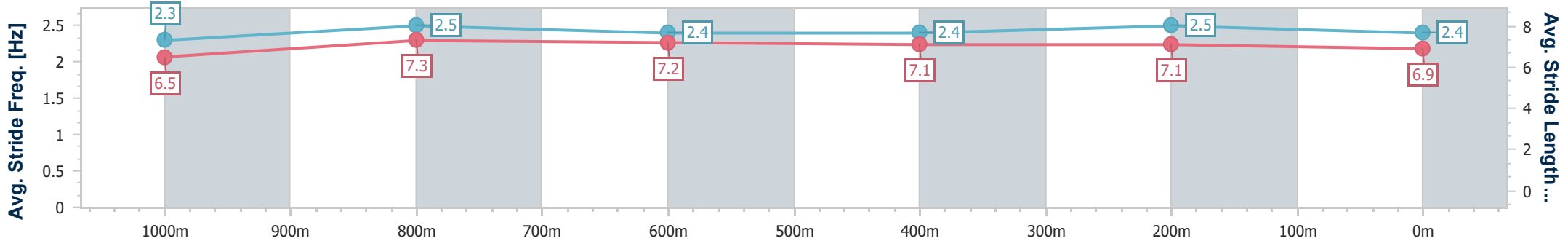
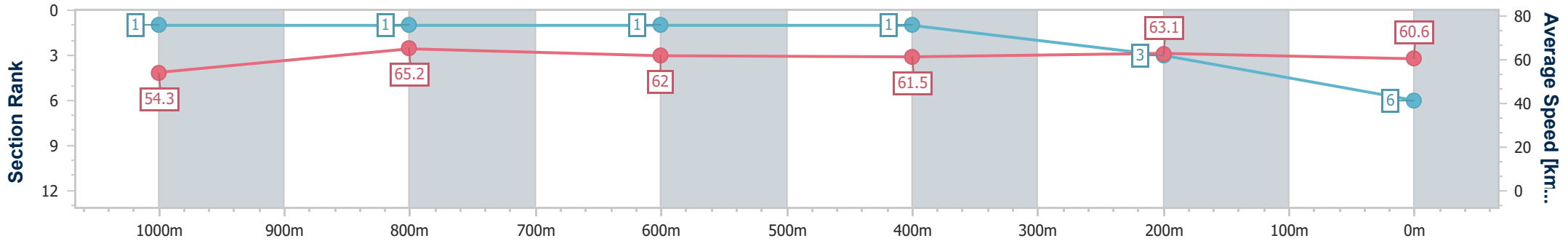
Ipswich QLD Professional
 Race 8: TAB SUMMER PROVINCIAL SPRINT SERIES - HEAT -
 BENCHMARK 70 Handicap - 1200m



17 November 2023 - 16:42

Track Rating: Good 3, Weather: Fine, Rail Position: +4.0m Entire Course

Section	Overall	1000m	800m	600m	400m	200m
Section Times	1:11.05 [6] (0:13.29)	0:57.76 [1] (0:11.02)	0:46.74 [1] (0:11.65)	0:35.09 [1] (0:11.74)	0:23.35 [1] (0:11.46)	0:11.89 [3] (0:11.89)
Average Speed [km/h]	54.3	65.2	62.0	61.5	63.1	60.6
Top Speed [km/h]	69.1	69.0	63.0	62.0	63.6	63.0
Avg. Dist. to Rail [m]	6.1	0.8	0.8	0.6	1.3	0.5
Avg. Stride Freq. [Hz]	2.3	2.5	2.4	2.4	2.5	2.4
Avg. Stride Length [m]	6.5	7.3	7.2	7.1	7.1	6.9



- [] Ranking at each section and finish
- .-.- No data available at this section
- NA No data available



Horse/Jockey Name	Old School
Final Rank	7
Fastest Section Time (Section)	0:10.96 (1000m)
Top Speed [km/h] (Section)	68.6 (1000m)
Race State	Finished



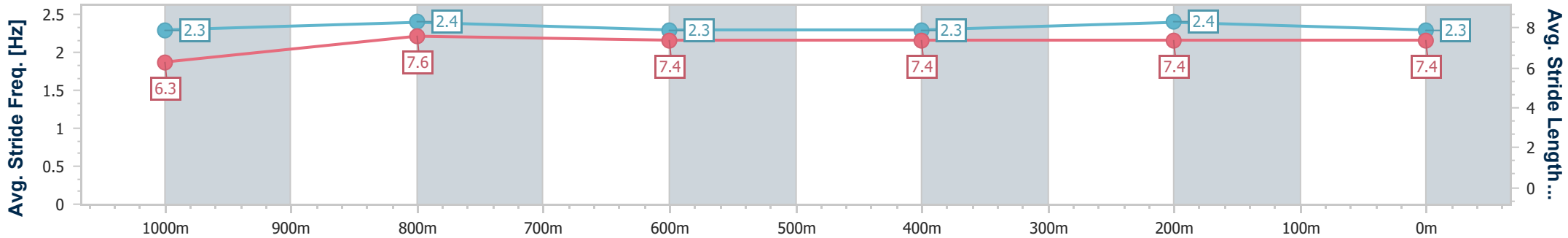
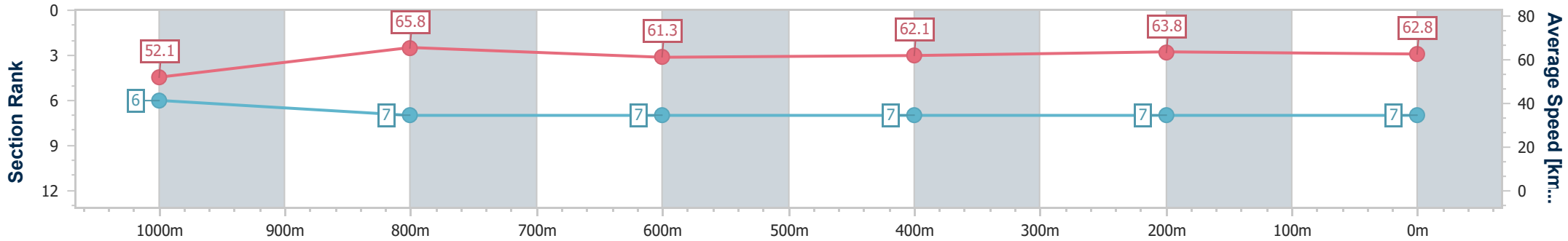
Ipswich QLD Professional
 Race 8: TAB SUMMER PROVINCIAL SPRINT SERIES - HEAT -
 BENCHMARK 70 Handicap - 1200m



17 November 2023 - 16:42

Track Rating: Good 3, Weather: Fine, Rail Position: +4.0m Entire Course

Section	Overall	1000m	800m	600m	400m	200m							
Section Times	1:11.19 [7] (0:13.88)	0:57.31 [6] (0:10.96)	0:46.35 [7] (0:11.88)	0:34.47 [7] (0:11.66)	0:22.81 [7] (0:11.40)	0:11.41 [7] (0:11.41)							
Average Speed [km/h]	52.1	65.8	61.3	62.1	63.8	62.8							
Top Speed [km/h]	68.0	68.6	62.4	63.6	64.8	64.6							
Avg. Dist. to Rail [m]	6.4	2.2	2.7	1.9	3.2	4.0							
Avg. Stride Freq. [Hz]	2.3	2.4	2.3	2.3	2.4	2.3							
Avg. Stride Length [m]	6.3	7.6	7.4	7.4	7.4	7.4							



- [] Ranking at each section and finish
- .-.- No data available at this section
- NA No data available