

Track Rating: Good 3, Weather: Fine, Rail Position: +4.0m Entire Course

Section												Last 600m	
Field Times		Overall	1200m	1000m	800m	600m	400m						0:34.95
		1:20.28 (0:11.09)	1:09.19 (0:10.81)	0:58.38 (0:11.54)	0:46.84 (0:11.89)	0:34.95 (0:11.65)	0:23.30 (0:11.84)						
Rank	TAB	Horse/Jockey	Barrier	Top Speed [km/h]	Fastest Section							Distance Travelled [m]	
1	7	KING DICK Justin Huxtable	13	66.6 1200m	0:11.04 1200m	1:20.28 [1] (0:11.17)	1:09.11 [2] (0:11.04)	0:58.07 [2] (0:11.57)	0:46.50 [2] (0:11.97)	0:34.53 [4] (0:11.57)	0:22.96 [4] (0:11.50)	0:34.53	
2	11	BAMBALAM Jake Bayliss	9	66.5 1200m	0:11.02 1200m	1:20.78 [2] (0:11.38)	1:09.40 [4] (0:11.02)	0:58.38 [4] (0:11.44)	0:46.94 [4] (0:11.90)	0:35.04 [3] (0:11.49)	0:23.55 [3] (0:11.64)	0:35.04	+2
3	8	HERECUM DA DRUMS Taylor Marshall	7	64.7 1200m	0:11.27 1200m	1:20.85 [3] (0:11.93)	1:08.92 [10] (0:11.27)	0:57.65 [8] (0:11.49)	0:46.16 [9] (0:11.82)	0:34.34 [9] (0:11.52)	0:22.82 [9] (0:11.49)	0:34.34	-1
4	1	BASIL'S BOW Paul Hamblin	11	64.7 1200m	0:11.29 1200m	1:20.87 [4] (0:11.64)	1:09.23 [7] (0:11.29)	0:57.94 [6] (0:11.39)	0:46.55 [6] (0:11.84)	0:34.71 [6] (0:11.61)	0:23.10 [6] (0:11.64)	0:34.71	+4
5	9	MILLIFFE Samantha Collett	3	64.9 1200m	0:11.14 1200m	1:20.94 [5] (0:11.20)	1:09.74 [3] (0:11.14)	0:58.60 [3] (0:11.49)	0:47.11 [3] (0:11.85)	0:35.26 [2] (0:11.53)	0:23.73 [2] (0:11.69)	0:35.26	-1
6	5	MY PRINCE CHARMING Emily Lang	2	63.9 1200m	0:11.34 1200m	1:21.07 [6] (0:11.63)	1:09.44 [6] (0:11.34)	0:58.10 [7] (0:11.43)	0:46.67 [7] (0:11.87)	0:34.80 [7] (0:11.50)	0:23.30 [7] (0:11.69)	0:34.80	-1
7	2	FIRSTLUV Dan McGillivray	6	64.2 600m	0:11.45 1000m	1:21.15 [7] (0:11.76)	1:09.39 [8] (0:11.47)	0:57.92 [9] (0:11.45)	0:46.47 [8] (0:11.77)	0:34.70 [8] (0:11.50)	0:23.20 [8] (0:11.56)	0:34.70	+2
8	6	AFSOON Josh Adams	8	64.5 400m	0:11.46 400m	1:21.42 [8] (0:12.00)	1:09.42 [11] (0:11.49)	0:57.93 [11] (0:11.51)	0:46.42 [11] (0:11.81)	0:34.61 [11] (0:11.48)	0:23.13 [11] (0:11.46)	0:34.61	+1
9	3	PENDING James Orman	10	65.3 600m	0:11.40 600m	1:21.50 [9] (0:11.82)	1:09.68 [9] (0:11.49)	0:58.19 [10] (0:11.60)	0:46.59 [10] (0:11.77)	0:34.82 [10] (0:11.40)	0:23.42 [10] (0:11.50)	0:34.82	+6
10	10	WHITE RIBBON Dale Smith	1	67.8 1200m	0:10.81 1200m	1:21.69 [10] (0:11.09)	1:10.60 [1] (0:10.81)	0:59.79 [1] (0:11.54)	0:48.25 [1] (0:11.89)	0:36.36 [1] (0:11.65)	0:24.71 [1] (0:12.01)	0:36.36	-2

Scratched: Dream Entity (#12), True Patriot (#4)



Ipswich QLD Professional
 Race 6: ALTEC BENCHMARK 55 Handicap - 1350m
 17 November 2023 - 15:27



Track Rating: Good 3, Weather: Fine, Rail Position: +4.0m Entire Course

Section	Overall	1200m	1000m	800m	600m	400m	Last 600m
Field Times	1:20.28 (0:11.09)	1:09.19 (0:10.81)	0:58.38 (0:11.54)	0:46.84 (0:11.89)	0:34.95 (0:11.65)	0:23.30 (0:11.84)	0:34.95

Rank	TAB	Horse/Jockey	Barrier	Top Speed [km/h]	Fastest Section	Distance Travelled [m]
11	13	FAITHFUL MARYANNE	5	65.4	0:11.21	
		Nathan Thomas		1200m	1200m	

Scratched: Dream Entity (#12), True Patriot (#4)

[] Ranking at each section and finish
 -:-:- No data available at this section
 NA No data available

SCN Saddle cloth number
 DNF Did not finish
 DNT Did not track

Track Rating: Good 3, Weather: Fine, Rail Position: +4.0m Entire Course

Section				200m				Last 600m	
Field Times				0:11.46 (0:11.46)				0:34.95	
Rank	TAB	Horse/Jockey	Barrier	Top Speed [km/h]	Fastest Section	Margin			Distance Travelled [m]
1	7	KING DICK Justin Huxtable	13	66.6 1200m	0:11.04 1200m	0:11.46 [1] (0:11.46)	1:20.28		0:34.53
2	11	BAMBALAM Jake Bayliss	9	66.5 1200m	0:11.02 1200m	0:11.91 [2] (0:11.91)	2.8L		0:35.04 +2
3	8	HERECUM DA DRUMS Taylor Marshall	7	64.7 1200m	0:11.27 1200m	0:11.33 [9] (0:11.33)	3.1L		0:34.34 -1
4	1	BASIL'S BOW Paul Hamblin	11	64.7 1200m	0:11.29 1200m	0:11.46 [5] (0:11.46)	3.2L		0:34.71 +4
5	9	MILLIFFE Samantha Collett	3	64.9 1200m	0:11.14 1200m	0:12.04 [3] (0:12.04)	3.5L		0:35.26 -1
6	5	MY PRINCE CHARMING Emily Lang	2	63.9 1200m	0:11.34 1200m	0:11.61 [7] (0:11.61)	4.3L		0:34.80 -1
7	2	FIRSTLUV Dan McGillivray	6	64.2 600m	0:11.45 1000m	0:11.64 [8] (0:11.64)	4.7L		0:34.70 +2
8	6	AFSOON Josh Adams	8	64.5 400m	0:11.46 400m	0:11.67 [11] (0:11.67)	6.2L		0:34.61 +1
9	3	PENDING James Orman	10	65.3 600m	0:11.40 600m	0:11.92 [10] (0:11.92)	6.6L		0:34.82 +6
10	10	WHITE RIBBON Dale Smith	1	67.8 1200m	0:10.81 1200m	0:12.70 [4] (0:12.70)	7.6L		0:36.36 -2

Scratched: Dream Entity (#12), True Patriot (#4)



Ipswich QLD Professional

Race 6: ALTEC BENCHMARK 55 Handicap - 1350m

17 November 2023 - 15:27



Track Rating: Good 3, Weather: Fine, Rail Position: +4.0m Entire Course

Section		200m		Last 600m		
Field Times		0:11.46 (0:11.46)		0:34.95		
Rank	TAB Horse/Jockey	Barrier	Top Speed [km/h]	Fastest Section	Margin	Distance Travelled [m]
11	13 FAITHFUL MARYANNE	5	65.4	0:11.21	0:12.52 [6]	9.1L
	Nathan Thomas		1200m	1200m	(0:12.52)	
						0:36.00 -1

Scratched: Dream Entity (#12), True Patriot (#4)

[] Ranking at each section and finish
 -:-:- No data available at this section
 NA No data available

SCN Saddle cloth number
 DNF Did not finish
 DNT Did not track



Horse/Jockey Name	King Dick
Final Rank	1
Fastest Section Time (Section)	0:11.04 (1200m)
Top Speed [km/h] (Section)	66.6 (1200m)
Race State	Finished



Ipswich QLD Professional

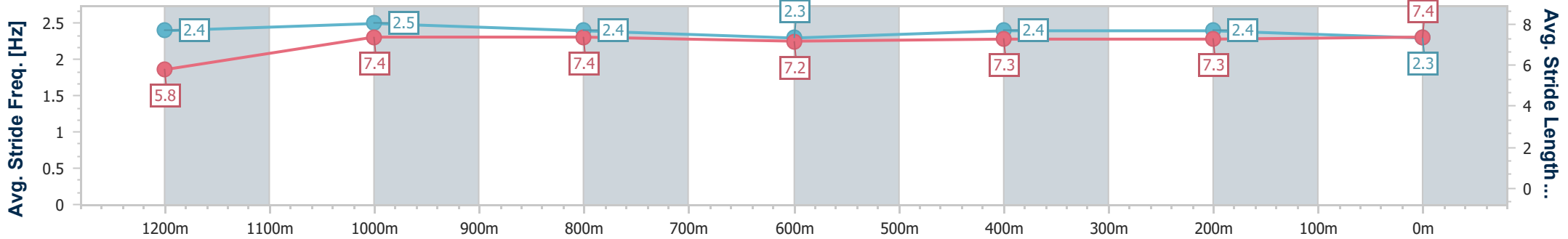
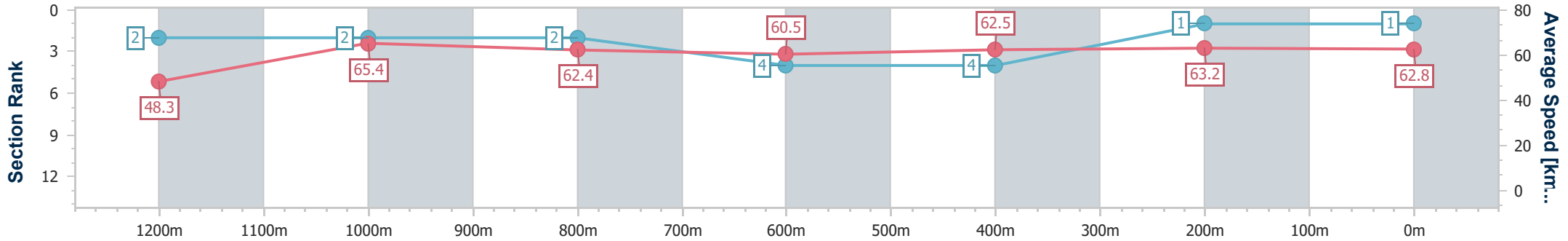
Race 6: ALTEC BENCHMARK 55 Handicap - 1350m

17 November 2023 - 15:27

Track Rating: Good 3, Weather: Fine, Rail Position: +4.0m Entire Course



Section	Overall	1200m	1000m	800m	600m	400m	200m
Section Times	1:20.28 [1] (0:11.17)	1:09.11 [2] (0:11.04)	0:58.07 [2] (0:11.57)	0:46.50 [2] (0:11.97)	0:34.53 [4] (0:11.57)	0:22.96 [4] (0:11.50)	0:11.46 [1] (0:11.46)
Average Speed [km/h]	48.3	65.4	62.4	60.5	62.5	63.2	62.8
Top Speed [km/h]	65.8	66.6	64.7	61.9	63.6	64.6	66.6
Avg. Dist. to Rail [m]	9.1	2.3	0.5	1.7	1.8	3.0	1.5
Avg. Stride Freq. [Hz]	2.4	2.5	2.4	2.3	2.4	2.4	2.3
Avg. Stride Length [m]	5.8	7.4	7.4	7.2	7.3	7.3	7.4



- [] Ranking at each section and finish
- .-.- No data available at this section
- NA No data available



Horse/Jockey Name	Bambalam
Final Rank	2
Fastest Section Time (Section)	0:11.02 (1200m)
Top Speed [km/h] (Section)	66.5 (1200m)
Race State	Finished



Ipswich QLD Professional

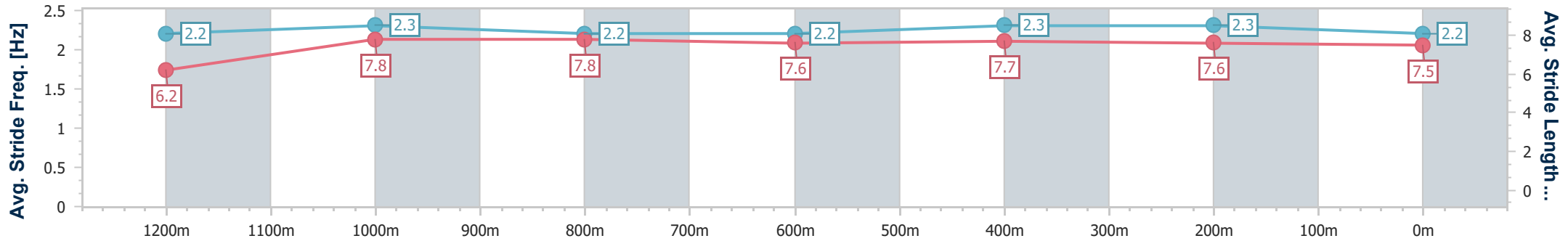
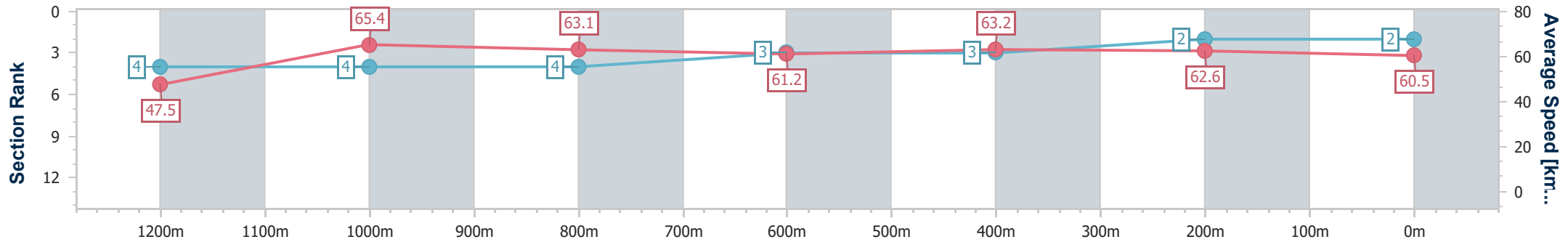
Race 6: ALTEC BENCHMARK 55 Handicap - 1350m

17 November 2023 - 15:27

Track Rating: Good 3, Weather: Fine, Rail Position: +4.0m Entire Course



Section	Overall	1200m	1000m	800m	600m	400m	200m
Section Times	1:20.78 [2] (0:11.38)	1:09.40 [4] (0:11.02)	0:58.38 [4] (0:11.44)	0:46.94 [4] (0:11.90)	0:35.04 [3] (0:11.49)	0:23.55 [3] (0:11.64)	0:11.91 [2] (0:11.91)
Average Speed [km/h]	47.5	65.4	63.1	61.2	63.2	62.6	60.5
Top Speed [km/h]	63.7	66.5	64.4	61.7	63.5	63.4	62.1
Avg. Dist. to Rail [m]	6.3	3.2	2.1	2.7	2.2	3.6	3.3
Avg. Stride Freq. [Hz]	2.2	2.3	2.2	2.2	2.3	2.3	2.2
Avg. Stride Length [m]	6.2	7.8	7.8	7.6	7.7	7.6	7.5



- [] Ranking at each section and finish
- .-.- No data available at this section
- NA No data available



Horse/Jockey Name	Herecum da Drums
Final Rank	3
Fastest Section Time (Section)	0:11.27 (1200m)
Top Speed [km/h] (Section)	64.7 (1200m)
Race State	Finished



Ipswich QLD Professional

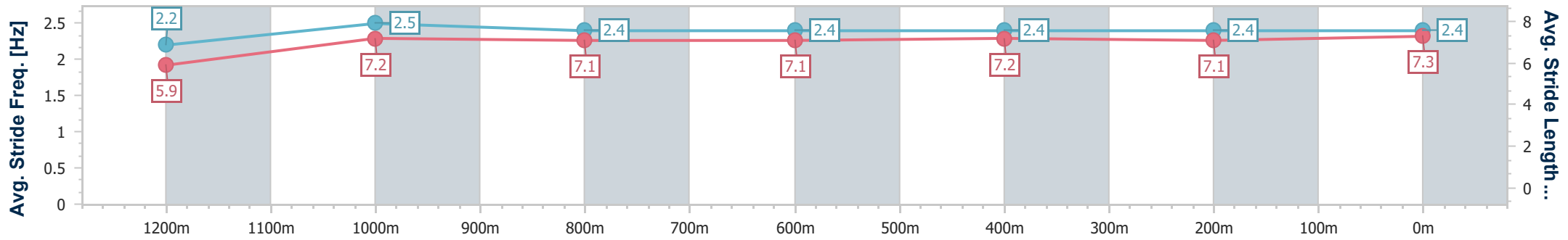
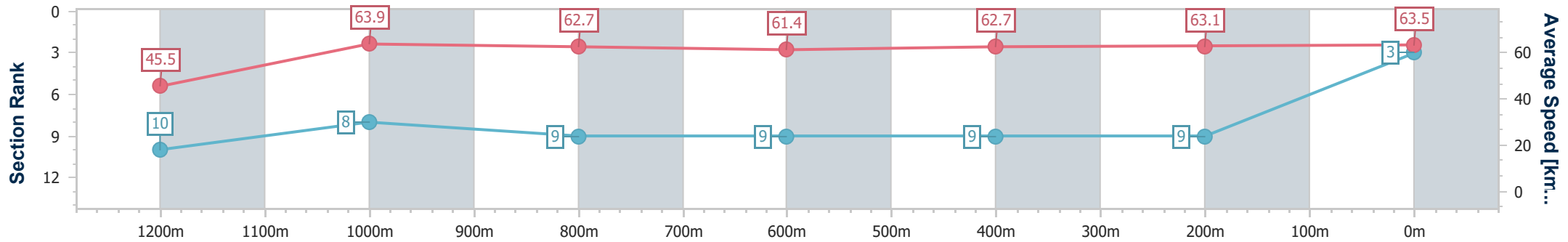
Race 6: ALTEC BENCHMARK 55 Handicap - 1350m

17 November 2023 - 15:27

Track Rating: Good 3, Weather: Fine, Rail Position: +4.0m Entire Course



Section	Overall	1200m	1000m	800m	600m	400m	200m
Section Times	1:20.85 [3] (0:11.93)	1:08.92 [10] (0:11.27)	0:57.65 [8] (0:11.49)	0:46.16 [9] (0:11.82)	0:34.34 [9] (0:11.52)	0:22.82 [9] (0:11.49)	0:11.33 [9] (0:11.33)
Average Speed [km/h]	45.5	63.9	62.7	61.4	62.7	63.1	63.5
Top Speed [km/h]	62.9	64.7	63.6	63.2	63.0	64.1	64.1
Avg. Dist. to Rail [m]	4.1	1.5	0.7	1.5	1.3	2.8	5.9
Avg. Stride Freq. [Hz]	2.2	2.5	2.4	2.4	2.4	2.4	2.4
Avg. Stride Length [m]	5.9	7.2	7.1	7.1	7.2	7.1	7.3



- [] Ranking at each section and finish
- .-.- No data available at this section
- NA No data available



Horse/Jockey Name	Basil's Bow
Final Rank	4
Fastest Section Time (Section)	0:11.29 (1200m)
Top Speed [km/h] (Section)	64.7 (1200m)
Race State	Finished



Ipswich QLD Professional

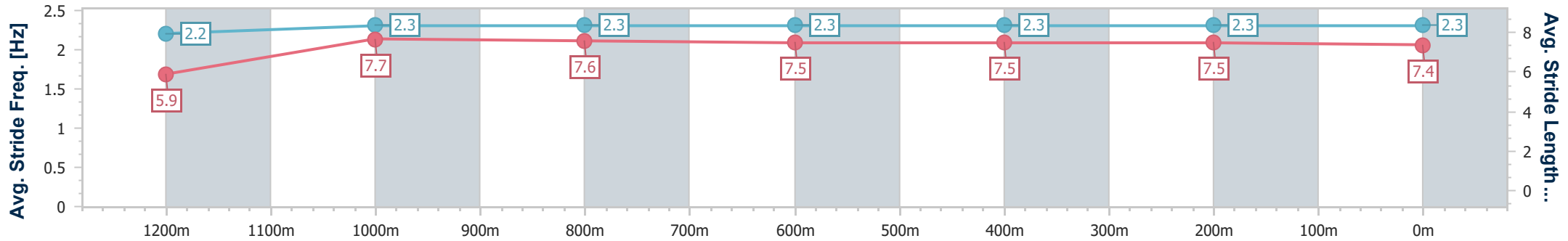
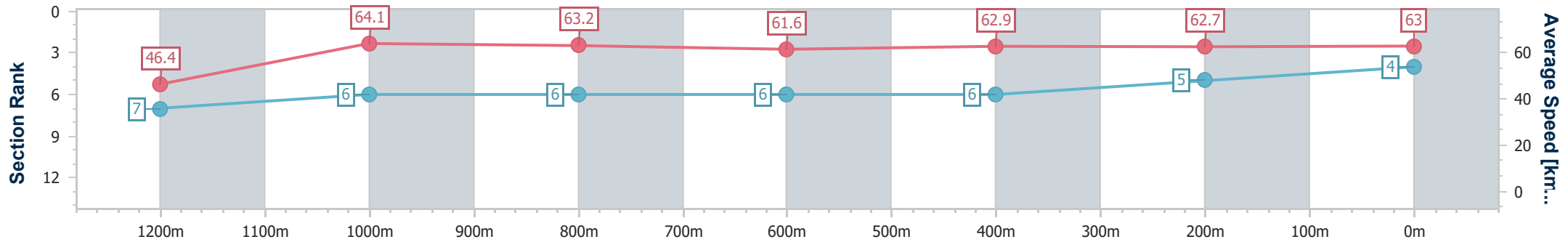
Race 6: ALTEC BENCHMARK 55 Handicap - 1350m

17 November 2023 - 15:27

Track Rating: Good 3, Weather: Fine, Rail Position: +4.0m Entire Course



Section	Overall	1200m	1000m	800m	600m	400m	200m
Section Times	1:20.87 [4] (0:11.64)	1:09.23 [7] (0:11.29)	0:57.94 [6] (0:11.39)	0:46.55 [6] (0:11.84)	0:34.71 [6] (0:11.61)	0:23.10 [6] (0:11.64)	0:11.46 [5] (0:11.46)
Average Speed [km/h]	46.4	64.1	63.2	61.6	62.9	62.7	63.0
Top Speed [km/h]	62.8	64.7	63.6	62.4	63.7	64.2	63.9
Avg. Dist. to Rail [m]	8.0	3.4	1.5	2.8	3.8	4.3	5.5
Avg. Stride Freq. [Hz]	2.2	2.3	2.3	2.3	2.3	2.3	2.3
Avg. Stride Length [m]	5.9	7.7	7.6	7.5	7.5	7.5	7.4



- [] Ranking at each section and finish
- .-.- No data available at this section
- NA No data available



Horse/Jockey Name	Milliffe
Final Rank	5
Fastest Section Time (Section)	0:11.14 (1200m)
Top Speed [km/h] (Section)	64.9 (1200m)
Race State	Finished



Ipswich QLD Professional

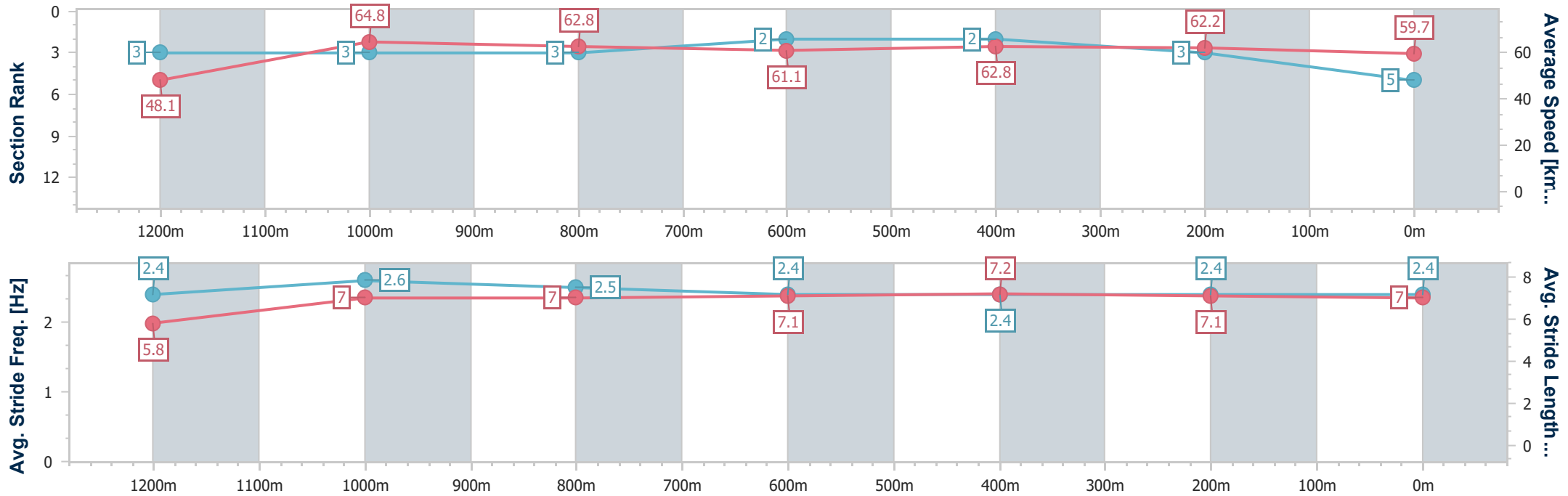
Race 6: ALTEC BENCHMARK 55 Handicap - 1350m

17 November 2023 - 15:27

Track Rating: Good 3, Weather: Fine, Rail Position: +4.0m Entire Course



Section	Overall	1200m	1000m	800m	600m	400m	200m
Section Times	1:20.94 [5] (0:11.20)	1:09.74 [3] (0:11.14)	0:58.60 [3] (0:11.49)	0:47.11 [3] (0:11.85)	0:35.26 [2] (0:11.53)	0:23.73 [2] (0:11.69)	0:12.04 [3] (0:12.04)
Average Speed [km/h]	48.1	64.8	62.8	61.1	62.8	62.2	59.7
Top Speed [km/h]	64.0	64.9	63.9	61.5	63.0	62.4	61.8
Avg. Dist. to Rail [m]	2.7	2.0	0.8	1.6	1.4	2.9	2.3
Avg. Stride Freq. [Hz]	2.4	2.6	2.5	2.4	2.4	2.4	2.4
Avg. Stride Length [m]	5.8	7.0	7.0	7.1	7.2	7.1	7.0



- [] Ranking at each section and finish
- .-.- No data available at this section
- NA No data available



Horse/Jockey Name	My Prince Charming
Final Rank	6
Fastest Section Time (Section)	0:11.34 (1200m)
Top Speed [km/h] (Section)	63.9 (1200m)
Race State	Finished



Ipswich QLD Professional

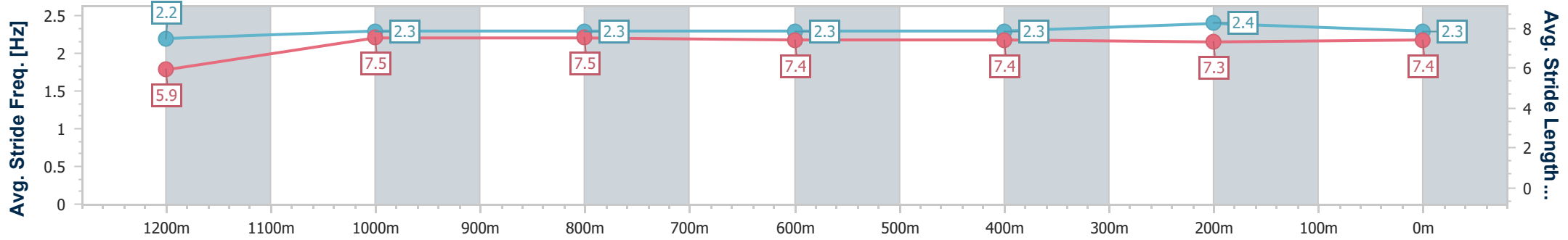
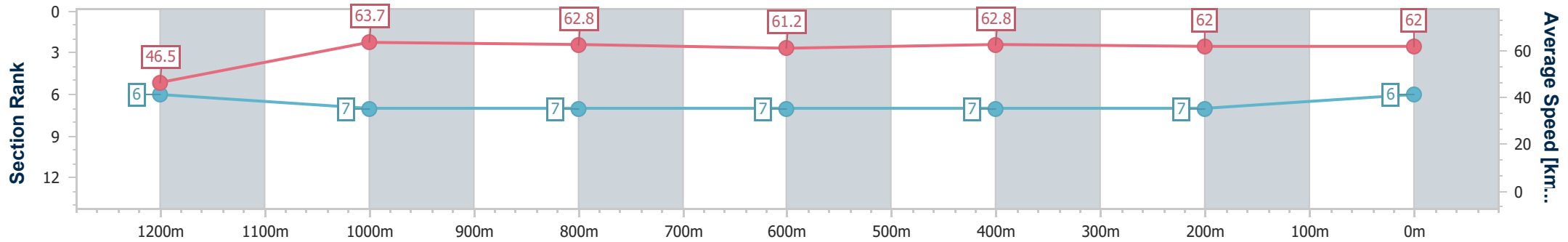
Race 6: ALTEC BENCHMARK 55 Handicap - 1350m

17 November 2023 - 15:27

Track Rating: Good 3, Weather: Fine, Rail Position: +4.0m Entire Course



Section	Overall	1200m	1000m	800m	600m	400m	200m
Section Times	1:21.07 [6] (0:11.63)	1:09.44 [6] (0:11.34)	0:58.10 [7] (0:11.43)	0:46.67 [7] (0:11.87)	0:34.80 [7] (0:11.50)	0:23.30 [7] (0:11.69)	0:11.61 [7] (0:11.61)
Average Speed [km/h]	46.5	63.7	62.8	61.2	62.8	62.0	62.0
Top Speed [km/h]	63.9	63.9	63.0	62.8	63.3	63.4	63.5
Avg. Dist. to Rail [m]	1.8	1.7	0.8	1.6	1.3	1.8	3.2
Avg. Stride Freq. [Hz]	2.2	2.3	2.3	2.3	2.3	2.4	2.3
Avg. Stride Length [m]	5.9	7.5	7.5	7.4	7.4	7.3	7.4



- [] Ranking at each section and finish
- .-.- No data available at this section
- NA No data available



Horse/Jockey Name	Firstluv
Final Rank	7
Fastest Section Time (Section)	0:11.45 (1000m)
Top Speed [km/h] (Section)	64.2 (600m)
Race State	Finished



Ipswich QLD Professional

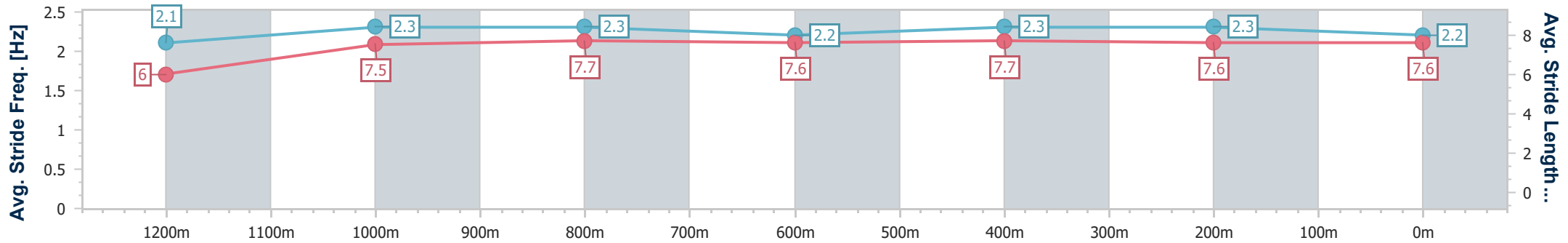
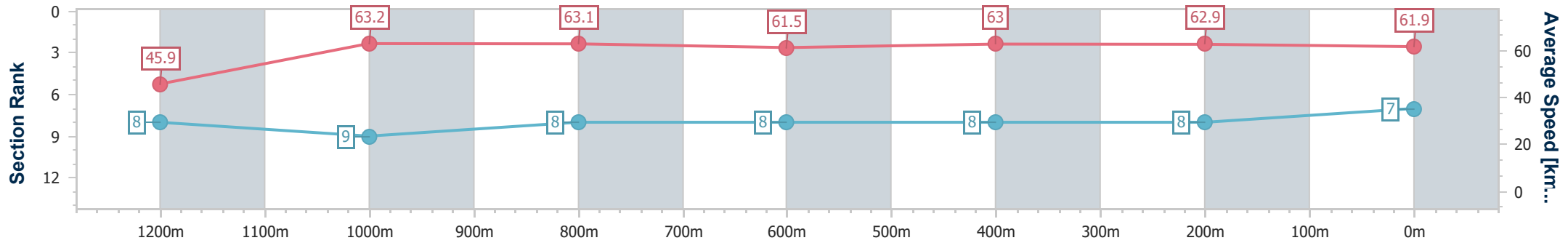
Race 6: ALTEC BENCHMARK 55 Handicap - 1350m

17 November 2023 - 15:27

Track Rating: Good 3, Weather: Fine, Rail Position: +4.0m Entire Course



Section	Overall	1200m	1000m	800m	600m	400m	200m
Section Times	1:21.15 [7] (0:11.76)	1:09.39 [8] (0:11.47)	0:57.92 [9] (0:11.45)	0:46.47 [8] (0:11.77)	0:34.70 [8] (0:11.50)	0:23.20 [8] (0:11.56)	0:11.64 [8] (0:11.64)
Average Speed [km/h]	45.9	63.2	63.1	61.5	63.0	62.9	61.9
Top Speed [km/h]	62.3	63.5	63.9	62.7	64.2	63.6	63.3
Avg. Dist. to Rail [m]	4.7	3.1	1.6	2.0	1.8	4.3	6.8
Avg. Stride Freq. [Hz]	2.1	2.3	2.3	2.2	2.3	2.3	2.2
Avg. Stride Length [m]	6.0	7.5	7.7	7.6	7.7	7.6	7.6



- [] Ranking at each section and finish
- .-.- No data available at this section
- NA No data available



Horse/Jockey Name	Afsoon
Final Rank	8
Fastest Section Time (Section)	0:11.46 (400m)
Top Speed [km/h] (Section)	64.5 (400m)
Race State	Finished



Ipswich QLD Professional

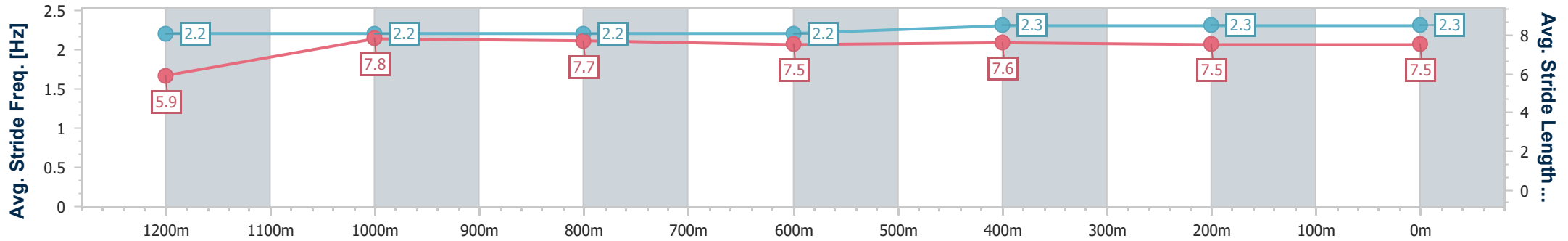
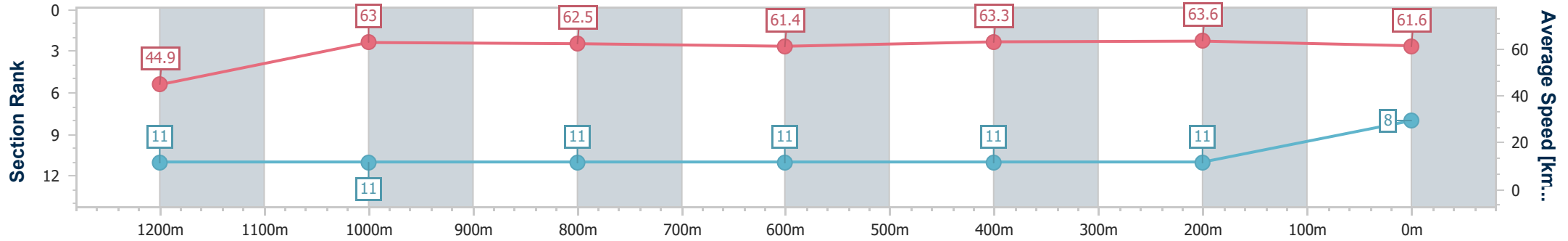
Race 6: ALTEC BENCHMARK 55 Handicap - 1350m

17 November 2023 - 15:27

Track Rating: Good 3, Weather: Fine, Rail Position: +4.0m Entire Course



Section	Overall	1200m	1000m	800m	600m	400m	200m						
Section Times	1:21.42 [8] (0:12.00)	1:09.42 [11] (0:11.49)	0:57.93 [11] (0:11.51)	0:46.42 [11] (0:11.81)	0:34.61 [11] (0:11.48)	0:23.13 [11] (0:11.46)	0:11.67 [11] (0:11.67)						
Average Speed [km/h]	44.9	63.0	62.5	61.4	63.3	63.6	61.6						
Top Speed [km/h]	62.8	63.9	63.5	63.4	64.4	64.5	63.6						
Avg. Dist. to Rail [m]	5.1	2.5	0.9	1.8	2.0	4.9	9.0						
Avg. Stride Freq. [Hz]	2.2	2.2	2.2	2.2	2.3	2.3	2.3						
Avg. Stride Length [m]	5.9	7.8	7.7	7.5	7.6	7.5	7.5						



- [] Ranking at each section and finish
- .-.- No data available at this section
- NA No data available



Horse/Jockey Name	Pending
Final Rank	9
Fastest Section Time (Section)	0:11.40 (600m)
Top Speed [km/h] (Section)	65.3 (600m)
Race State	Finished



Ipswich QLD Professional

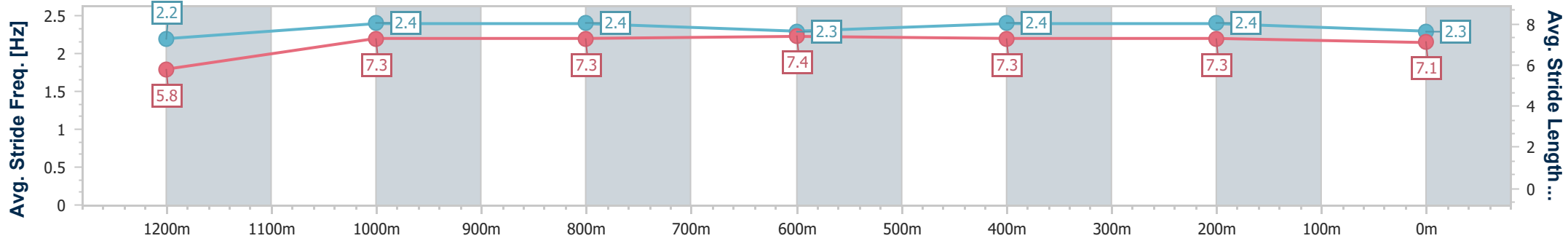
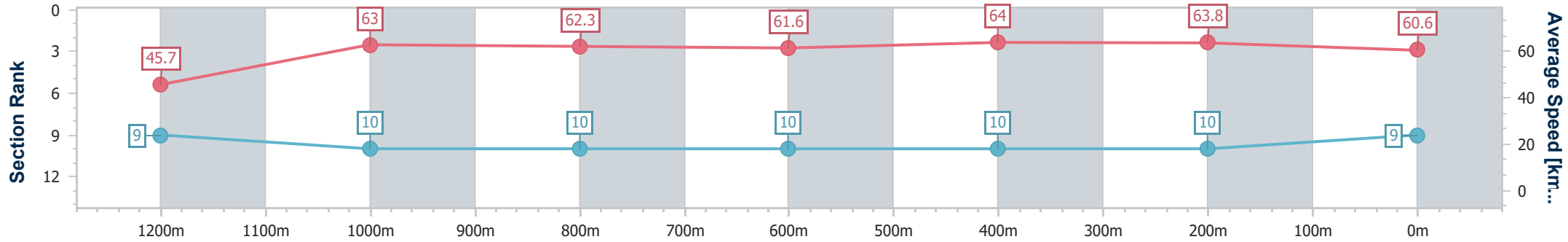
Race 6: ALTEC BENCHMARK 55 Handicap - 1350m

17 November 2023 - 15:27

Track Rating: Good 3, Weather: Fine, Rail Position: +4.0m Entire Course



Section	Overall	1200m	1000m	800m	600m	400m	200m
Section Times	1:21.50 [9] (0:11.82)	1:09.68 [9] (0:11.49)	0:58.19 [10] (0:11.60)	0:46.59 [10] (0:11.77)	0:34.82 [10] (0:11.40)	0:23.42 [10] (0:11.50)	0:11.92 [10] (0:11.92)
Average Speed [km/h]	45.7	63.0	62.3	61.6	64.0	63.8	60.6
Top Speed [km/h]	62.8	63.6	63.2	63.2	65.3	65.2	62.9
Avg. Dist. to Rail [m]	7.2	4.0	2.1	2.3	3.3	5.8	7.7
Avg. Stride Freq. [Hz]	2.2	2.4	2.4	2.3	2.4	2.4	2.3
Avg. Stride Length [m]	5.8	7.3	7.3	7.4	7.3	7.3	7.1



- [] Ranking at each section and finish
- .-.- No data available at this section
- NA No data available



Horse/Jockey Name	White Ribbon
Final Rank	10
Fastest Section Time (Section)	0:10.81 (1200m)
Top Speed [km/h] (Section)	67.8 (1200m)
Race State	Finished



Ipswich QLD Professional

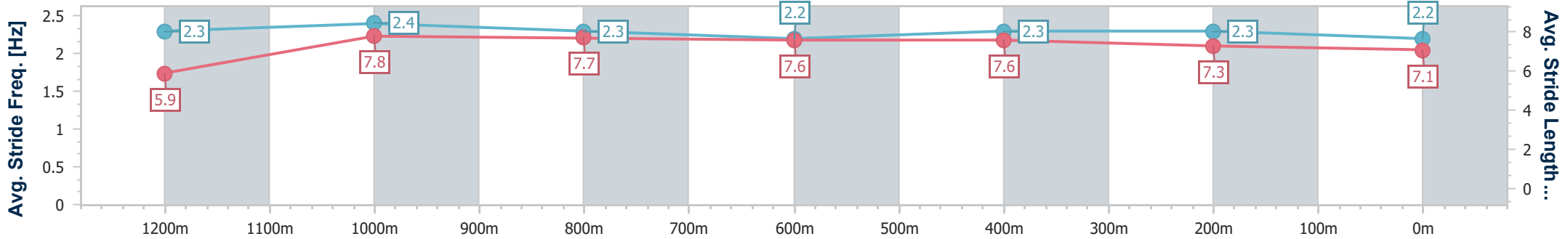
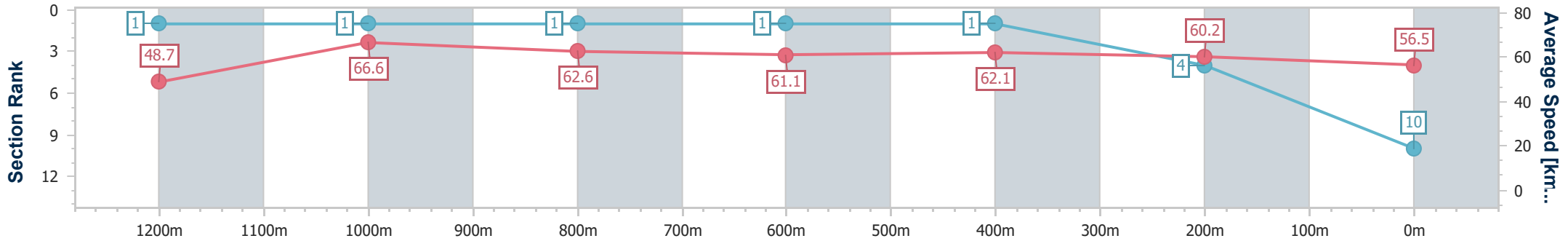
Race 6: ALTEC BENCHMARK 55 Handicap - 1350m

17 November 2023 - 15:27

Track Rating: Good 3, Weather: Fine, Rail Position: +4.0m Entire Course



Section	Overall	1200m	1000m	800m	600m	400m	200m
Section Times	1:21.69 [10] (0:11.09)	1:10.60 [1] (0:10.81)	0:59.79 [1] (0:11.54)	0:48.25 [1] (0:11.89)	0:36.36 [1] (0:11.65)	0:24.71 [1] (0:12.01)	0:12.70 [4] (0:12.70)
Average Speed [km/h]	48.7	66.6	62.6	61.1	62.1	60.2	56.5
Top Speed [km/h]	66.8	67.8	64.4	61.5	62.3	61.6	59.4
Avg. Dist. to Rail [m]	1.7	2.4	0.8	2.1	1.5	1.5	0.8
Avg. Stride Freq. [Hz]	2.3	2.4	2.3	2.2	2.3	2.3	2.2
Avg. Stride Length [m]	5.9	7.8	7.7	7.6	7.6	7.3	7.1



- [] Ranking at each section and finish
- .-.- No data available at this section
- NA No data available



Horse/Jockey Name	Faithful Maryanne
Final Rank	11
Fastest Section Time (Section)	0:11.21 (1200m)
Top Speed [km/h] (Section)	65.4 (1200m)
Race State	Finished



Ipswich QLD Professional

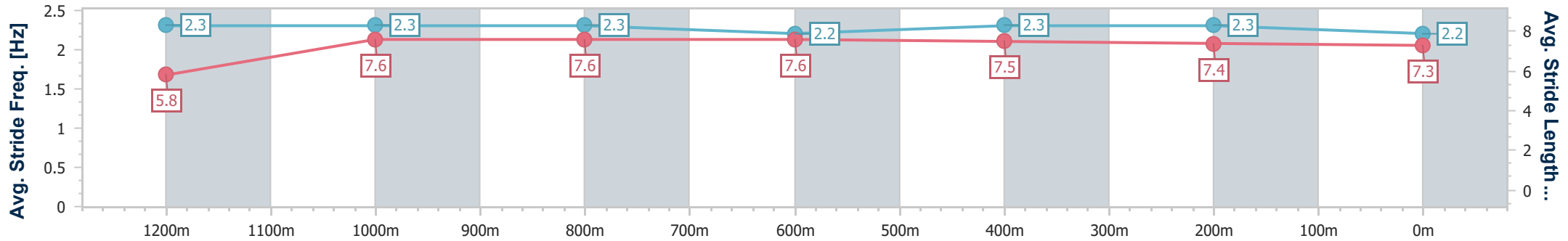
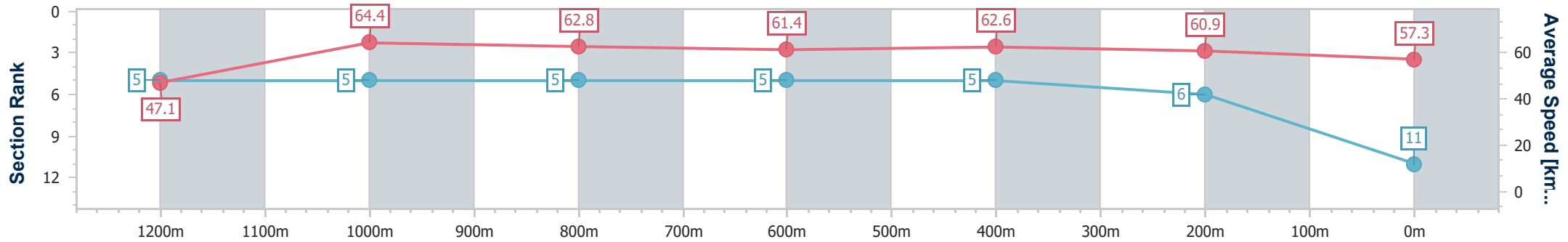
Race 6: ALTEC BENCHMARK 55 Handicap - 1350m

17 November 2023 - 15:27

Track Rating: Good 3, Weather: Fine, Rail Position: +4.0m Entire Course



Section	Overall	1200m	1000m	800m	600m	400m	200m
Section Times	1:21.95 [11] (0:11.46)	1:10.49 [5] (0:11.21)	0:59.28 [5] (0:11.45)	0:47.83 [5] (0:11.83)	0:36.00 [5] (0:11.59)	0:24.41 [5] (0:11.89)	0:12.52 [6] (0:12.52)
Average Speed [km/h]	47.1	64.4	62.8	61.4	62.6	60.9	57.3
Top Speed [km/h]	63.4	65.4	64.3	62.5	62.6	61.8	60.6
Avg. Dist. to Rail [m]	3.6	1.6	0.5	1.7	1.5	1.2	0.5
Avg. Stride Freq. [Hz]	2.3	2.3	2.3	2.2	2.3	2.3	2.2
Avg. Stride Length [m]	5.8	7.6	7.6	7.6	7.5	7.4	7.3



- [] Ranking at each section and finish
- .-.- No data available at this section
- NA No data available