

# Ipswich QLD Professional

## Race 5: TOTAL CLUB MANAGEMENT BENCHMARK 55 Handicap - 1350m

17 November 2023 - 14:50

Track Rating: Good 3, Weather: Fine, Rail Position: +4.0m Entire Course

Section												Last 600m	
Field Times												0:35.70	
	Overall	1200m	1000m	800m	600m	400m							
	1:20.49 (0:10.95)	1:09.54 (0:11.05)	0:58.49 (0:11.34)	0:47.15 (0:11.45)	0:35.70 (0:11.35)	0:24.35 (0:11.87)							
Rank	TAB	Horse/Jockey	Barrier	Top Speed [km/h]	Fastest Section							Distance Travelled [m]	
1	10	<b>ZATTASTAR</b> Jake Bayliss	10	66.3 1200m	0:11.09 1200m	1:20.49 [1] (0:11.48)	1:09.01 [7] (0:11.09)	0:57.92 [7] (0:11.42)	0:46.50 [6] (0:11.57)	0:34.93 [5] (0:11.21)	0:23.72 [5] (0:11.57)	0:34.93	
2	4	<b>WITNESS ATTACK</b> Jasper Franklin	12	66.6 1200m	0:10.96 Overall	1:20.51 [2] (0:10.96)	1:09.55 [2] (0:11.08)	0:58.47 [2] (0:11.41)	0:47.06 [2] (0:11.50)	0:35.56 [2] (0:11.38)	0:24.18 [2] (0:11.88)	0:35.56	-1
3	1	<b>SIP IT SLOW</b> Olivia Kendal	11	66.0 1200m	0:10.95 Overall	1:20.63 [3] (0:10.95)	1:09.68 [1] (0:11.05)	0:58.63 [1] (0:11.34)	0:47.29 [1] (0:11.45)	0:35.84 [1] (0:11.35)	0:24.49 [1] (0:11.87)	0:35.84	-3
4	8	<b>BRING THE STARS</b> Shania Willis	2	64.8 1200m	0:11.22 1200m	1:20.77 [4] (0:11.33)	1:09.44 [6] (0:11.22)	0:58.22 [6] (0:11.45)	0:46.77 [7] (0:11.60)	0:35.17 [7] (0:11.42)	0:23.75 [6] (0:11.79)	0:35.17	-1
5	5	<b>SILVER ONYX</b> Corey Bayliss	1	66.9 1200m	0:11.07 1200m	1:21.13 [5] (0:11.20)	1:09.93 [5] (0:11.07)	0:58.86 [3] (0:11.43)	0:47.43 [3] (0:11.57)	0:35.86 [4] (0:11.38)	0:24.48 [4] (0:11.97)	0:35.86	-3
6	3	<b>RAINEWATER</b> Samantha Collett	4	66.0 1200m	0:11.09 Overall	1:21.16 [6] (0:11.09)	1:10.07 [3] (0:11.21)	0:58.86 [4] (0:11.41)	0:47.45 [4] (0:11.52)	0:35.93 [3] (0:11.32)	0:24.61 [3] (0:11.93)	0:35.93	+0
7	6	<b>SOCK'EMSID</b> Cejay Graham	6	65.0 600m	0:11.39 800m	1:21.25 [7] (0:11.62)	1:09.63 [9] (0:11.58)	0:58.05 [10] (0:11.59)	0:46.46 [10] (0:11.39)	0:35.07 [10] (0:11.41)	0:23.66 [9] (0:11.87)	0:35.07	+4
8	7	<b>SEA LEGEND</b> Tiffani Brooker	5	64.8 1200m	0:11.25 1200m	1:21.47 [8] (0:11.65)	1:09.82 [10] (0:11.25)	0:58.57 [9] (0:11.44)	0:47.13 [8] (0:11.63)	0:35.50 [8] (0:11.43)	0:24.07 [8] (0:11.92)	0:35.50	-1
9	11	<b>BETTER STRINGS</b> Luke Tarrant	3	66.6 1200m	0:11.22 1200m	1:21.53 [9] (0:11.60)	1:09.93 [8] (0:11.22)	0:58.71 [8] (0:11.66)	0:47.05 [9] (0:11.64)	0:35.41 [9] (0:11.48)	0:23.93 [10] (0:11.94)	0:35.41	+1
10	12	<b>EVANESCENT</b> Nathan Thomas	8	65.7 1200m	0:11.29 1200m	1:23.78 [10] (0:12.03)	1:11.75 [11] (0:11.29)	1:00.46 [11] (0:11.63)	0:48.83 [11] (0:11.60)	0:37.23 [11] (0:11.72)	0:25.51 [11] (0:12.39)	0:37.23	-1

Scratched: Bullet Force (#2)



**Ipswich QLD Professional**  
**Race 5: TOTAL CLUB MANAGEMENT BENCHMARK 55 Handicap -**  
**1350m**  
 17 November 2023 - 14:50



Track Rating: Good 3, Weather: Fine, Rail Position: +4.0m Entire Course

Section	Overall	1200m	1000m	800m	600m	400m	Last 600m
Field Times	1:20.49 (0:10.95)	1:09.54 (0:11.05)	0:58.49 (0:11.34)	0:47.15 (0:11.45)	0:35.70 (0:11.35)	0:24.35 (0:11.87)	0:35.70

Rank	TAB	Horse/Jockey	Barrier	Top Speed [km/h]	Fastest Section	Overall	1200m	1000m	800m	600m	400m	Last 600m	Distance Travelled [m]
11	9	MOFEED WARRIOR	7	66.1	0:11.15	1:24.07 [11]	1:12.90 [4]	1:01.75 [5]	0:50.19 [5]	0:38.49 [6]	0:26.96 [7]	0:38.49	+2
		Kenji Yoshida		1200m	1200m	(0:11.17)	(0:11.15)	(0:11.56)	(0:11.70)	(0:11.53)	(0:12.63)		

Scratched: Bullet Force (#2)



# Ipswich QLD Professional

## Race 5: TOTAL CLUB MANAGEMENT BENCHMARK 55 Handicap - 1350m

17 November 2023 - 14:50



Track Rating: Good 3, Weather: Fine, Rail Position: +4.0m Entire Course

Section							200m			Last 600m
Field Times							0:12.48			0:35.70
							(0:12.48)			
Rank	TAB	Horse/Jockey	Barrier	Top Speed [km/h]	Fastest Section	Margin				Distance Travelled [m]
1	10	<b>ZATTASTAR</b>	10	66.3	0:11.09	0:12.15 [3]	1:20.49			0:34.93
		Jake Bayliss		1200m	1200m	(0:12.15)				
2	4	<b>WITNESS ATTACK</b>	12	66.6	0:10.96	0:12.30 [2]	0.1L			0:35.56 -1
		Jasper Franklin		1200m	Overall	(0:12.30)				
3	1	<b>SIP IT SLOW</b>	11	66.0	0:10.95	0:12.62 [1]	0.6L			0:35.84 -3
		Olivia Kendal		1200m	Overall	(0:12.62)				
4	8	<b>BRING THE STARS</b>	2	64.8	0:11.22	0:11.96 [6]	1.4L			0:35.17 -1
		Shania Willis		1200m	1200m	(0:11.96)				
5	5	<b>SILVER ONYX</b>	1	66.9	0:11.07	0:12.51 [5]	3.4L			0:35.86 -3
		Corey Bayliss		1200m	1200m	(0:12.51)				
6	3	<b>RAINEWATER</b>	4	66.0	0:11.09	0:12.68 [4]	3.6L			0:35.93 +0
		Samantha Collett		1200m	Overall	(0:12.68)				
7	6	<b>SOCK'EMSID</b>	6	65.0	0:11.39	0:11.79 [8]	4.1L			0:35.07 +4
		Cejay Graham		600m	800m	(0:11.79)				
8	7	<b>SEA LEGEND</b>	5	64.8	0:11.25	0:12.15 [7]	5.4L			0:35.50 -1
		Tiffani Brooker		1200m	1200m	(0:12.15)				
9	11	<b>BETTER STRINGS</b>	3	66.6	0:11.22	0:11.99 [9]	5.6L			0:35.41 +1
		Luke Tarrant		1200m	1200m	(0:11.99)				
10	12	<b>EVANESCENT</b>	8	65.7	0:11.29	0:13.12 [11]	18.6L			0:37.23 -1
		Nathan Thomas		1200m	1200m	(0:13.12)				

Scratched: Bullet Force (#2)

[ ] Ranking at each section and finish  
 -:-:- No data available at this section  
 NA No data available

SCN Saddle cloth number  
 DNF Did not finish  
 DNT Did not track



**Ipswich QLD Professional**  
**Race 5: TOTAL CLUB MANAGEMENT BENCHMARK 55 Handicap -**  
**1350m**  
 17 November 2023 - 14:50



Track Rating: Good 3, Weather: Fine, Rail Position: +4.0m Entire Course

Section				200m				Last 600m		
Field Times				0:12.48				0:35.70		
				(0:12.48)						
Rank	TAB	Horse/Jockey	Barrier	Top Speed [km/h]	Fastest Section	Margin			Distance Travelled [m]	
11	9	MOFEED WARRIOR	7	66.1	0:11.15	0:14.33 [10]	20.1L		0:38.49	+2
		Kenji Yoshida		1200m	1200m	(0:14.33)				

Scratched: Bullet Force (#2)

[ ] Ranking at each section and finish  
 -:-:- No data available at this section  
 NA No data available

SCN Saddle cloth number  
 DNF Did not finish  
 DNT Did not track



Horse/Jockey Name	Zattastar
Final Rank	1
Fastest Section Time (Section)	0:11.09 (1200m)
Top Speed [km/h] (Section)	66.3 (1200m)
Race State	Finished



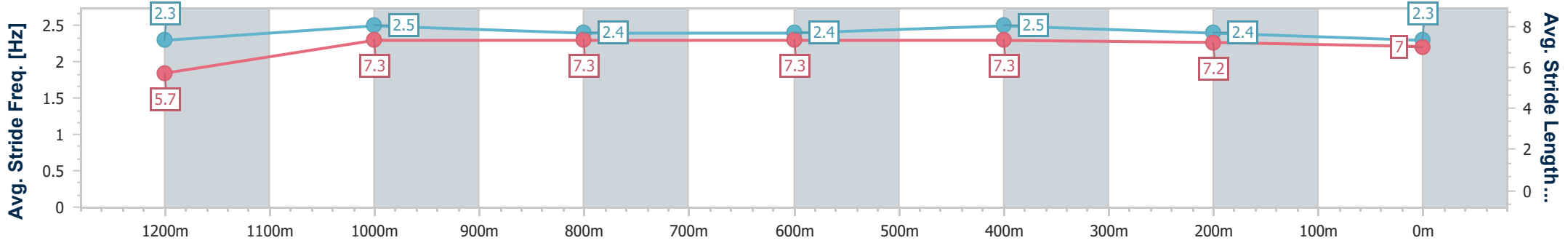
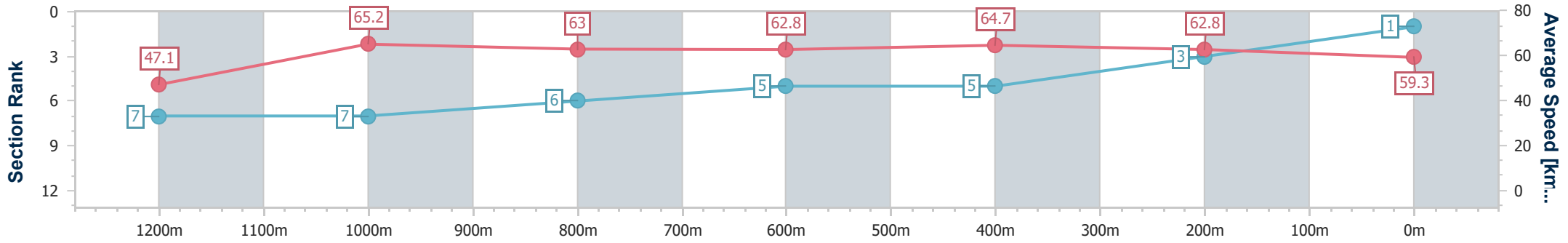
Ipswich QLD Professional  
Race 5: TOTAL CLUB MANAGEMENT BENCHMARK 55  
Handicap - 1350m



17 November 2023 - 14:50

Track Rating: Good 3, Weather: Fine, Rail Position: +4.0m Entire Course

Section	Overall	1200m	1000m	800m	600m	400m	200m							
Section Times	1:20.49 [1] (0:11.48)	1:09.01 [7] (0:11.09)	0:57.92 [7] (0:11.42)	0:46.50 [6] (0:11.57)	0:34.93 [5] (0:11.21)	0:23.72 [5] (0:11.57)	0:12.15 [3] (0:12.15)							
Average Speed [km/h]	47.1	65.2	63.0	62.8	64.7	62.8	59.3							
Top Speed [km/h]	65.3	66.3	63.7	63.6	65.4	64.6	62.1							
Avg. Dist. to Rail [m]	7.6	3.8	1.1	1.7	1.9	3.5	2.0							
Avg. Stride Freq. [Hz]	2.3	2.5	2.4	2.4	2.5	2.4	2.3							
Avg. Stride Length [m]	5.7	7.3	7.3	7.3	7.3	7.2	7.0							



- [ ] Ranking at each section and finish
- .-.- No data available at this section
- NA No data available



Horse/Jockey Name	Witness Attack
Final Rank	2
Fastest Section Time (Section)	0:10.96 (Overall)
Top Speed [km/h] (Section)	66.6 (1200m)
Race State	Finished



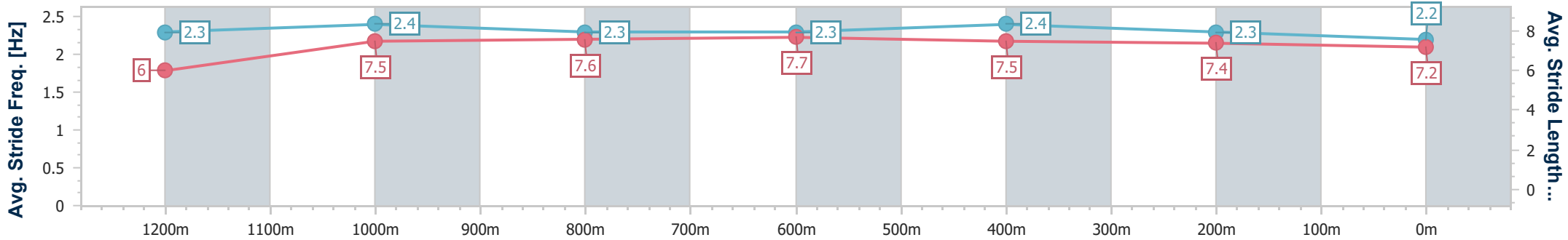
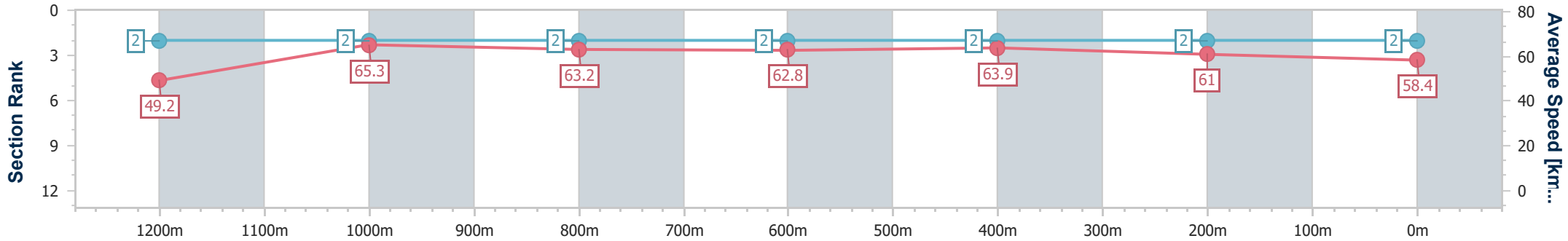
Ipswich QLD Professional  
Race 5: TOTAL CLUB MANAGEMENT BENCHMARK 55  
Handicap - 1350m



17 November 2023 - 14:50

Track Rating: Good 3, Weather: Fine, Rail Position: +4.0m Entire Course

Section	Overall	1200m	1000m	800m	600m	400m	200m
Section Times	1:20.51 [2] (0:10.96)	1:09.55 [2] (0:11.08)	0:58.47 [2] (0:11.41)	0:47.06 [2] (0:11.50)	0:35.56 [2] (0:11.38)	0:24.18 [2] (0:11.88)	0:12.30 [2] (0:12.30)
Average Speed [km/h]	49.2	65.3	63.2	62.8	63.9	61.0	58.4
Top Speed [km/h]	66.6	66.6	63.9	64.1	65.4	62.5	59.9
Avg. Dist. to Rail [m]	10.4	4.6	0.8	1.3	1.6	2.1	1.0
Avg. Stride Freq. [Hz]	2.3	2.4	2.3	2.3	2.4	2.3	2.2
Avg. Stride Length [m]	6.0	7.5	7.6	7.7	7.5	7.4	7.2



- [ ] Ranking at each section and finish
- .-.- No data available at this section
- NA No data available



Horse/Jockey Name	Sip It Slow
Final Rank	3
Fastest Section Time (Section)	0:10.95 (Overall)
Top Speed [km/h] (Section)	66.0 (1200m)
Race State	Finished



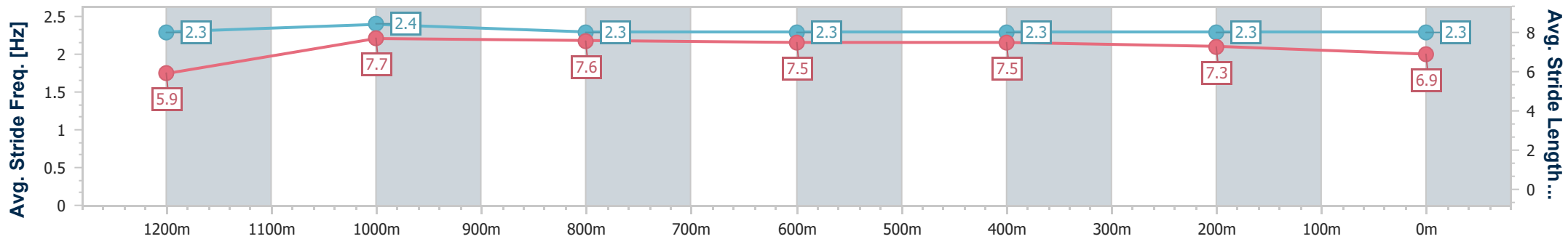
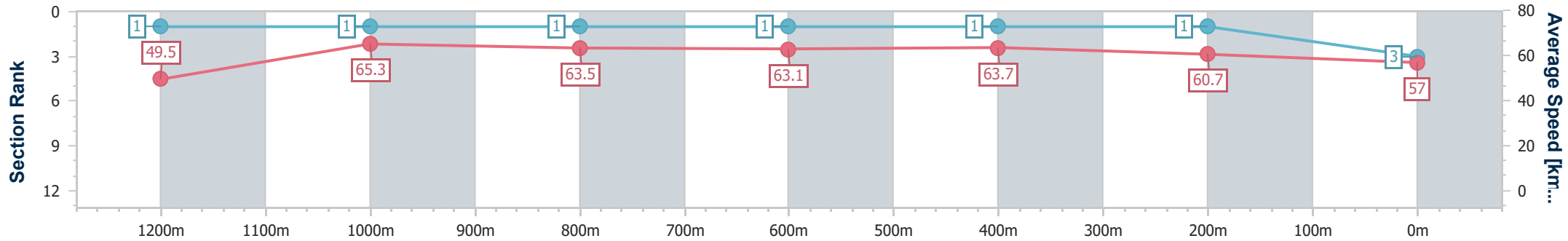
Ipswich QLD Professional  
Race 5: TOTAL CLUB MANAGEMENT BENCHMARK 55  
Handicap - 1350m



17 November 2023 - 14:50

Track Rating: Good 3, Weather: Fine, Rail Position: +4.0m Entire Course

Section	Overall	1200m	1000m	800m	600m	400m	200m
Section Times	1:20.63 [3] (0:10.95)	1:09.68 [1] (0:11.05)	0:58.63 [1] (0:11.34)	0:47.29 [1] (0:11.45)	0:35.84 [1] (0:11.35)	0:24.49 [1] (0:11.87)	0:12.62 [1] (0:12.62)
Average Speed [km/h]	49.5	65.3	63.5	63.1	63.7	60.7	57.0
Top Speed [km/h]	65.8	66.0	64.5	64.0	64.3	62.9	58.9
Avg. Dist. to Rail [m]	8.7	2.9	0.5	1.2	1.2	1.1	0.5
Avg. Stride Freq. [Hz]	2.3	2.4	2.3	2.3	2.3	2.3	2.3
Avg. Stride Length [m]	5.9	7.7	7.6	7.5	7.5	7.3	6.9



- [ ] Ranking at each section and finish
- .-.- No data available at this section
- NA No data available



Horse/Jockey Name	Bring The Stars
Final Rank	4
Fastest Section Time (Section)	0:11.22 (1200m)
Top Speed [km/h] (Section)	64.8 (1200m)
Race State	Finished



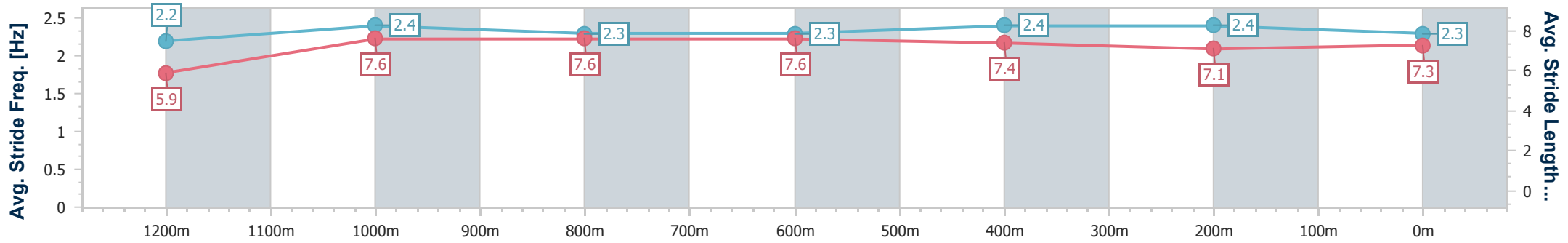
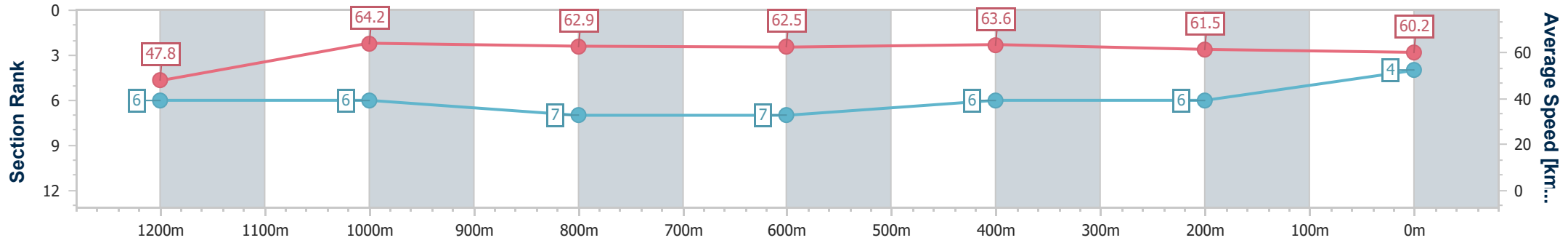
Ipswich QLD Professional  
Race 5: TOTAL CLUB MANAGEMENT BENCHMARK 55  
Handicap - 1350m



17 November 2023 - 14:50

Track Rating: Good 3, Weather: Fine, Rail Position: +4.0m Entire Course

Section	Overall	1200m	1000m	800m	600m	400m	200m						
Section Times	1:20.77 [4] (0:11.33)	1:09.44 [6] (0:11.22)	0:58.22 [6] (0:11.45)	0:46.77 [7] (0:11.60)	0:35.17 [7] (0:11.42)	0:23.75 [6] (0:11.79)	0:11.96 [6] (0:11.96)						
Average Speed [km/h]	47.8	64.2	62.9	62.5	63.6	61.5	60.2						
Top Speed [km/h]	63.8	64.8	64.1	63.3	64.3	62.4	61.1						
Avg. Dist. to Rail [m]	2.7	3.0	0.6	1.7	1.5	2.5	3.3						
Avg. Stride Freq. [Hz]	2.2	2.4	2.3	2.3	2.4	2.4	2.3						
Avg. Stride Length [m]	5.9	7.6	7.6	7.6	7.4	7.1	7.3						



- [ ] Ranking at each section and finish
- .-.- No data available at this section
- NA No data available





Horse/Jockey Name	Silver Onyx
Final Rank	5
Fastest Section Time (Section)	0:11.07 (1200m)
Top Speed [km/h] (Section)	66.9 (1200m)
Race State	Finished



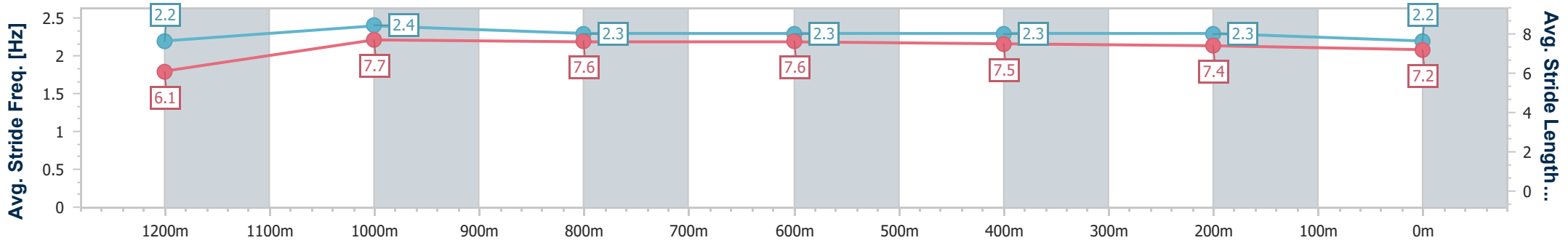
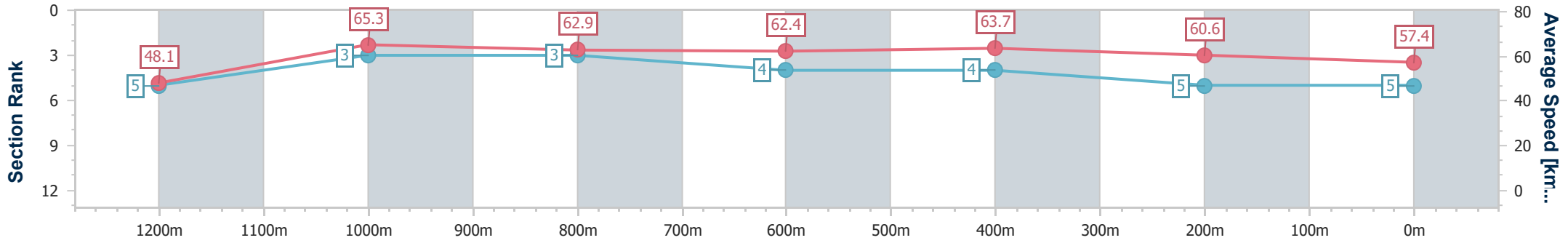
Ipswich QLD Professional  
Race 5: TOTAL CLUB MANAGEMENT BENCHMARK 55  
Handicap - 1350m



17 November 2023 - 14:50

Track Rating: Good 3, Weather: Fine, Rail Position: +4.0m Entire Course

Section	Overall	1200m	1000m	800m	600m	400m	200m
Section Times	1:21.13 [5] (0:11.20)	1:09.93 [5] (0:11.07)	0:58.86 [3] (0:11.43)	0:47.43 [3] (0:11.57)	0:35.86 [4] (0:11.38)	0:24.48 [4] (0:11.97)	0:12.51 [5] (0:12.51)
Average Speed [km/h]	48.1	65.3	62.9	62.4	63.7	60.6	57.4
Top Speed [km/h]	64.8	66.9	63.8	63.3	64.8	62.3	59.5
Avg. Dist. to Rail [m]	1.4	2.2	0.5	1.1	1.3	1.3	0.7
Avg. Stride Freq. [Hz]	2.2	2.4	2.3	2.3	2.3	2.3	2.2
Avg. Stride Length [m]	6.1	7.7	7.6	7.6	7.5	7.4	7.2



- [ ] Ranking at each section and finish
- .-.- No data available at this section
- NA No data available



Horse/Jockey Name	Rainewater
Final Rank	6
Fastest Section Time (Section)	0:11.09 (Overall)
Top Speed [km/h] (Section)	66.0 (1200m)
Race State	Finished



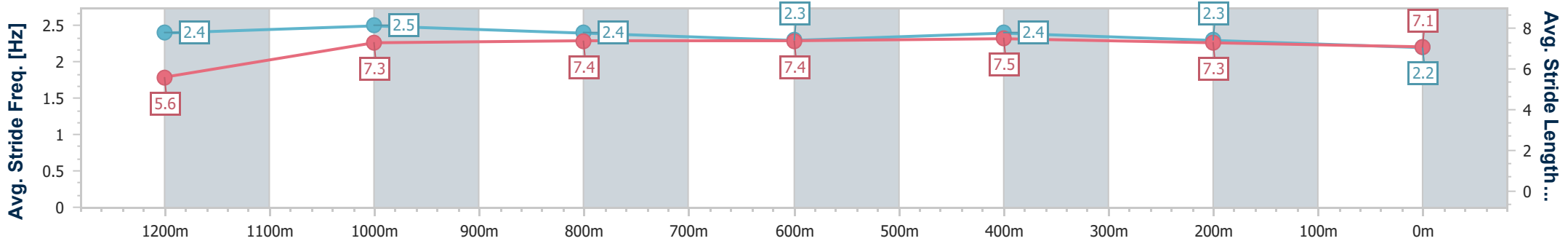
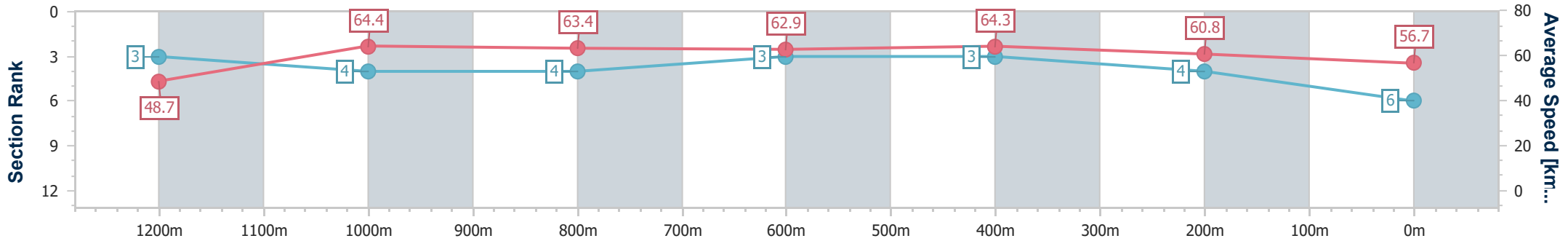
Ipswich QLD Professional  
Race 5: TOTAL CLUB MANAGEMENT BENCHMARK 55  
Handicap - 1350m



17 November 2023 - 14:50

Track Rating: Good 3, Weather: Fine, Rail Position: +4.0m Entire Course

Section	Overall	1200m	1000m	800m	600m	400m	200m
Section Times	1:21.16 [6] (0:11.09)	1:10.07 [3] (0:11.21)	0:58.86 [4] (0:11.41)	0:47.45 [4] (0:11.52)	0:35.93 [3] (0:11.32)	0:24.61 [3] (0:11.93)	0:12.68 [4] (0:12.68)
Average Speed [km/h]	48.7	64.4	63.4	62.9	64.3	60.8	56.7
Top Speed [km/h]	65.0	66.0	64.3	65.3	65.4	62.8	58.9
Avg. Dist. to Rail [m]	3.8	3.0	1.2	1.9	2.4	2.9	2.3
Avg. Stride Freq. [Hz]	2.4	2.5	2.4	2.3	2.4	2.3	2.2
Avg. Stride Length [m]	5.6	7.3	7.4	7.4	7.5	7.3	7.1



- [ ] Ranking at each section and finish
- .-.- No data available at this section
- NA No data available



Horse/Jockey Name	Sock'emsid
Final Rank	7
Fastest Section Time (Section)	0:11.39 (800m)
Top Speed [km/h] (Section)	65.0 (600m)
Race State	Finished



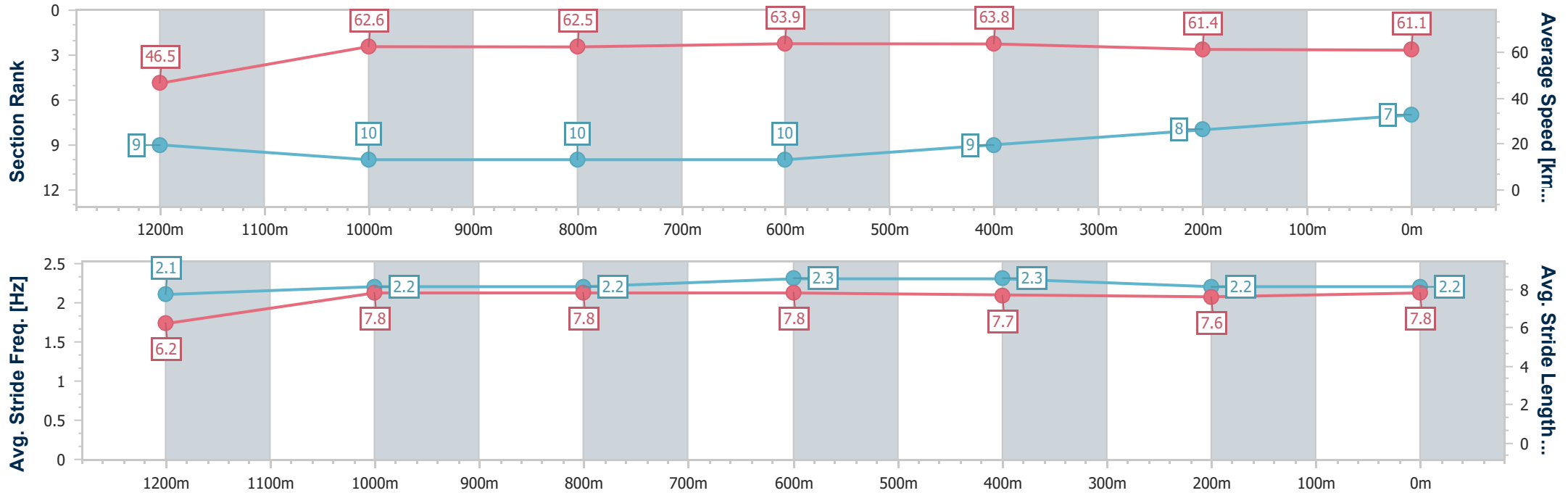
Ipswich QLD Professional  
Race 5: TOTAL CLUB MANAGEMENT BENCHMARK 55  
Handicap - 1350m



17 November 2023 - 14:50

Track Rating: Good 3, Weather: Fine, Rail Position: +4.0m Entire Course

Section	Overall	1200m	1000m	800m	600m	400m	200m
Section Times	1:21.25 [7] (0:11.62)	1:09.63 [9] (0:11.58)	0:58.05 [10] (0:11.59)	0:46.46 [10] (0:11.39)	0:35.07 [10] (0:11.41)	0:23.66 [9] (0:11.87)	0:11.79 [8] (0:11.79)
Average Speed [km/h]	46.5	62.6	62.5	63.9	63.8	61.4	61.1
Top Speed [km/h]	61.2	62.9	63.3	64.5	65.0	62.7	61.7
Avg. Dist. to Rail [m]	5.3	4.1	1.9	2.8	2.9	4.6	4.6
Avg. Stride Freq. [Hz]	2.1	2.2	2.2	2.3	2.3	2.2	2.2
Avg. Stride Length [m]	6.2	7.8	7.8	7.8	7.7	7.6	7.8



- [ ] Ranking at each section and finish
- .-.- No data available at this section
- NA No data available



Horse/Jockey Name	Sea Legend
Final Rank	8
Fastest Section Time (Section)	0:11.25 (1200m)
Top Speed [km/h] (Section)	64.8 (1200m)
Race State	Finished



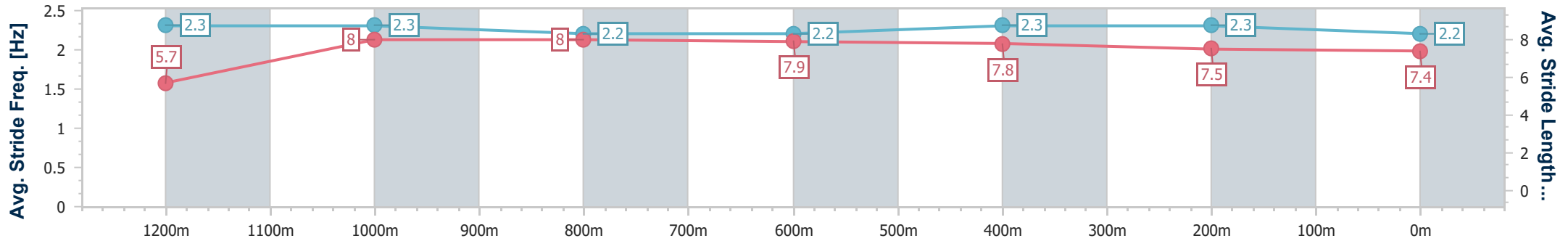
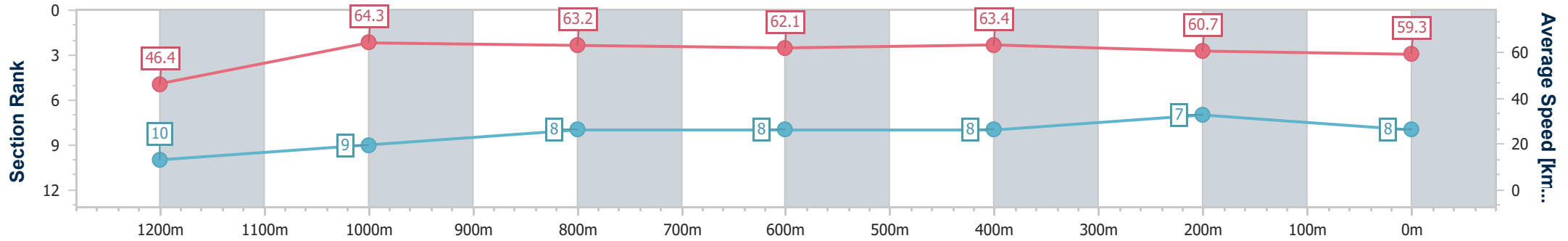
Ipswich QLD Professional  
Race 5: TOTAL CLUB MANAGEMENT BENCHMARK 55  
Handicap - 1350m



17 November 2023 - 14:50

Track Rating: Good 3, Weather: Fine, Rail Position: +4.0m Entire Course

Section	Overall	1200m	1000m	800m	600m	400m	200m
Section Times	1:21.47 [8] (0:11.65)	1:09.82 [10] (0:11.25)	0:58.57 [9] (0:11.44)	0:47.13 [8] (0:11.63)	0:35.50 [8] (0:11.43)	0:24.07 [8] (0:11.92)	0:12.15 [7] (0:12.15)
Average Speed [km/h]	46.4	64.3	63.2	62.1	63.4	60.7	59.3
Top Speed [km/h]	63.7	64.8	64.5	63.0	64.5	62.2	60.0
Avg. Dist. to Rail [m]	3.7	3.3	1.7	1.5	1.1	2.6	3.0
Avg. Stride Freq. [Hz]	2.3	2.3	2.2	2.2	2.3	2.3	2.2
Avg. Stride Length [m]	5.7	8.0	8.0	7.9	7.8	7.5	7.4



- [ ] Ranking at each section and finish
- .-.- No data available at this section
- NA No data available



Horse/Jockey Name	Better Strings
Final Rank	9
Fastest Section Time (Section)	0:11.22 (1200m)
Top Speed [km/h] (Section)	66.6 (1200m)
Race State	Finished



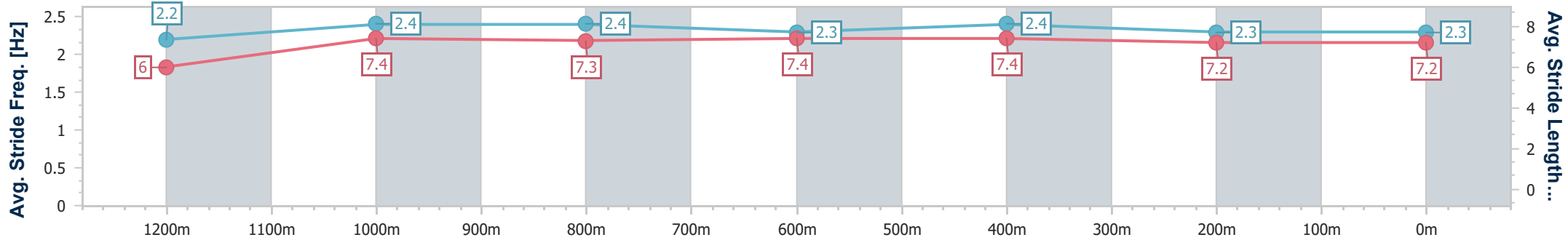
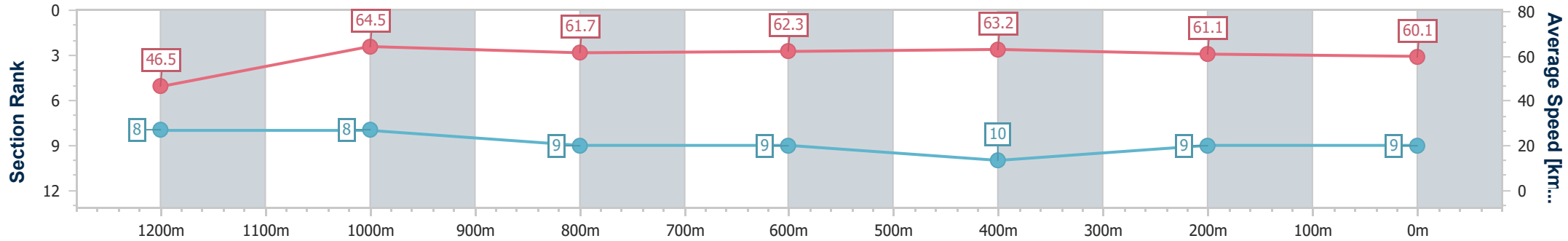
Ipswich QLD Professional  
Race 5: TOTAL CLUB MANAGEMENT BENCHMARK 55  
Handicap - 1350m



17 November 2023 - 14:50

Track Rating: Good 3, Weather: Fine, Rail Position: +4.0m Entire Course

Section	Overall	1200m	1000m	800m	600m	400m	200m
Section Times	1:21.53 [9] (0:11.60)	1:09.93 [8] (0:11.22)	0:58.71 [8] (0:11.66)	0:47.05 [9] (0:11.64)	0:35.41 [9] (0:11.48)	0:23.93 [10] (0:11.94)	0:11.99 [9] (0:11.99)
Average Speed [km/h]	46.5	64.5	61.7	62.3	63.2	61.1	60.1
Top Speed [km/h]	65.0	66.6	62.6	63.1	64.1	62.6	60.6
Avg. Dist. to Rail [m]	2.4	2.0	0.5	2.2	2.8	3.4	1.2
Avg. Stride Freq. [Hz]	2.2	2.4	2.4	2.3	2.4	2.3	2.3
Avg. Stride Length [m]	6.0	7.4	7.3	7.4	7.4	7.2	7.2



- [ ] Ranking at each section and finish
- .-.- No data available at this section
- NA No data available



Horse/Jockey Name	Evanescent
Final Rank	10
Fastest Section Time (Section)	0:11.29 (1200m)
Top Speed [km/h] (Section)	65.7 (1200m)
Race State	Finished



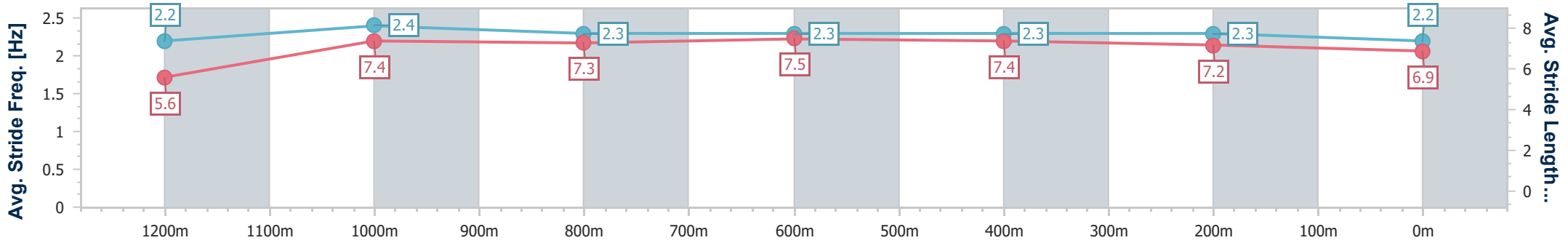
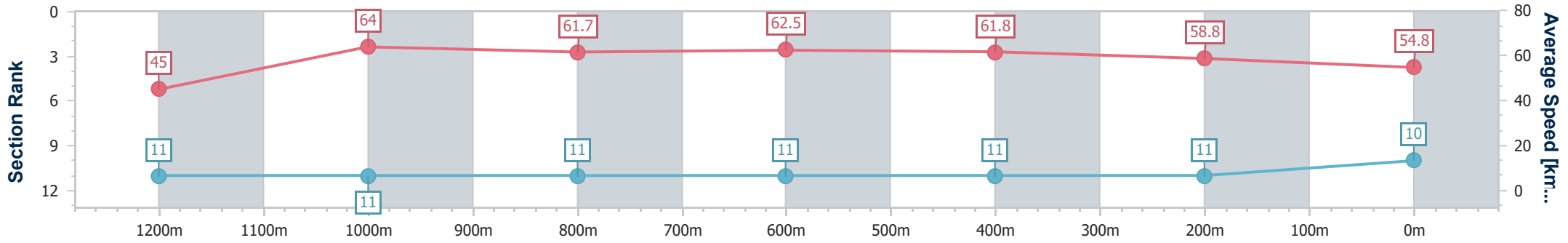
Ipswich QLD Professional  
Race 5: TOTAL CLUB MANAGEMENT BENCHMARK 55  
Handicap - 1350m



17 November 2023 - 14:50

Track Rating: Good 3, Weather: Fine, Rail Position: +4.0m Entire Course

Section	Overall	1200m	1000m	800m	600m	400m	200m
Section Times	1:23.78 [10] (0:12.03)	1:11.75 [11] (0:11.29)	1:00.46 [11] (0:11.63)	0:48.83 [11] (0:11.60)	0:37.23 [11] (0:11.72)	0:25.51 [11] (0:12.39)	0:13.12 [11] (0:13.12)
Average Speed [km/h]	45.0	64.0	61.7	62.5	61.8	58.8	54.8
Top Speed [km/h]	62.4	65.7	64.1	63.7	63.1	60.1	56.9
Avg. Dist. to Rail [m]	5.3	2.4	0.5	1.5	1.8	3.3	1.5
Avg. Stride Freq. [Hz]	2.2	2.4	2.3	2.3	2.3	2.3	2.2
Avg. Stride Length [m]	5.6	7.4	7.3	7.5	7.4	7.2	6.9



- [ ] Ranking at each section and finish
- .-.- No data available at this section
- NA No data available



Horse/Jockey Name	Mofeed Warrior
Final Rank	11
Fastest Section Time (Section)	0:11.15 (1200m)
Top Speed [km/h] (Section)	66.1 (1200m)
Race State	Finished



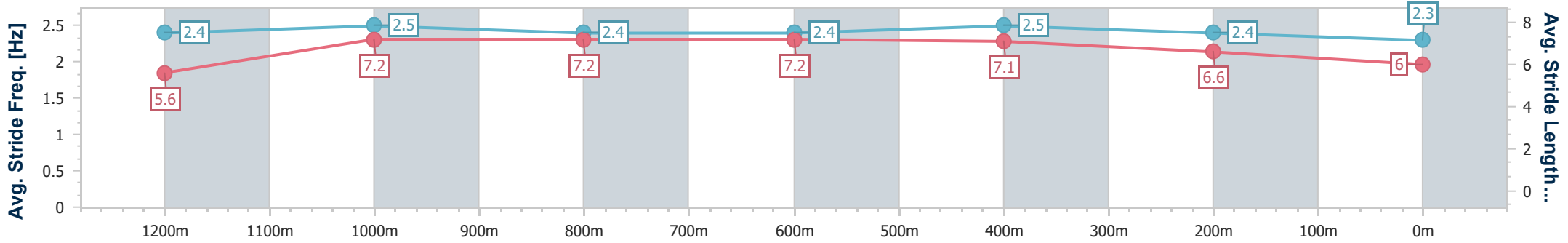
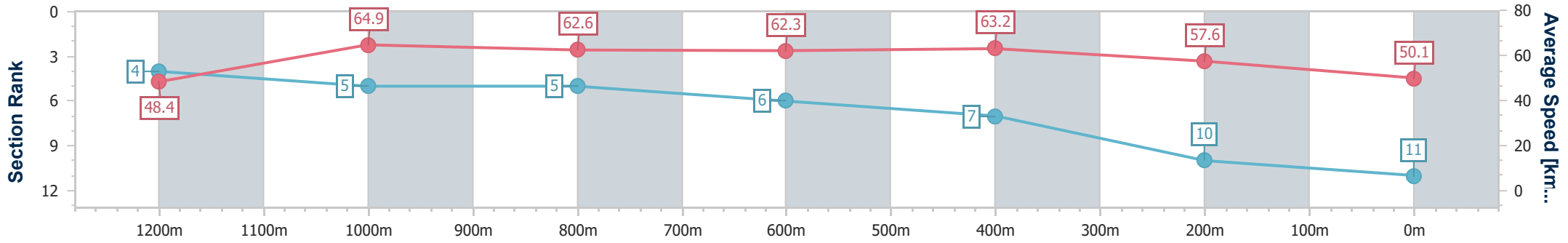
Ipswich QLD Professional  
Race 5: TOTAL CLUB MANAGEMENT BENCHMARK 55  
Handicap - 1350m



17 November 2023 - 14:50

Track Rating: Good 3, Weather: Fine, Rail Position: +4.0m Entire Course

Section	Overall	1200m	1000m	800m	600m	400m	200m
Section Times	1:24.07 [11] (0:11.17)	1:12.90 [4] (0:11.15)	1:01.75 [5] (0:11.56)	0:50.19 [5] (0:11.70)	0:38.49 [6] (0:11.53)	0:26.96 [7] (0:12.63)	0:14.33 [10] (0:14.33)
Average Speed [km/h]	48.4	64.9	62.6	62.3	63.2	57.6	50.1
Top Speed [km/h]	65.0	66.1	63.6	63.4	64.3	60.0	55.5
Avg. Dist. to Rail [m]	6.9	5.0	2.3	3.0	2.9	3.8	3.4
Avg. Stride Freq. [Hz]	2.4	2.5	2.4	2.4	2.5	2.4	2.3
Avg. Stride Length [m]	5.6	7.2	7.2	7.2	7.1	6.6	6.0



- [ ] Ranking at each section and finish
- .-.- No data available at this section
- NA No data available