



Doomben QLD Professional
Race 8: BRC ASCOT SUNSETS SERIES Fillies and Mares Class 1
Handicap - 1200m
15 November 2023 - 17:26



BRISBANE
RACING CLUB

Track Rating: Good 4, Weather: Fine, Rail Position: 8 metres Entire Course.

Section		Overall	1000m	800m	600m	400m	200m	Last 600m					
Field Times		1:10.15 (0:13.36)	0:56.79 (0:10.95)	0:45.84 (0:11.63)	0:34.21 (0:11.66)	0:22.55 (0:11.21)	0:11.34 (0:11.34)	0:34.21					
Rank	TAB Horse/Jockey	Barrier	Top Speed [km/h]	Fastest Section							Margin	Distance Travelled [m]	
1	1 VEANDECHANCE James Orman	17	69.2 400m	0:10.73 400m	1:10.15 [1] (0:14.15)	0:56.00 [12] (0:10.94)	0:45.06 [11] (0:11.51)	0:33.55 [11] (0:11.65)	0:21.90 [10] (0:10.73)	0:11.17 [7] (0:11.17)	1:10.15	0:33.55	
2	11 REPHRASE Ryan Maloney	4	67.3 1000m	0:10.88 1000m	1:10.22 [2] (0:13.65)	0:56.57 [5] (0:10.88)	0:45.69 [5] (0:11.66)	0:34.03 [6] (0:11.71)	0:22.32 [5] (0:11.10)	0:11.22 [8] (0:11.22)	0.4L	0:34.03	+3
3	16 KWIK AZ HELL Jake Bayliss	1	66.6 Overall	0:11.01 1000m	1:10.37 [3] (0:13.36)	0:57.01 [1] (0:11.01)	0:46.00 [2] (0:11.59)	0:34.41 [2] (0:11.79)	0:22.62 [4] (0:11.06)	0:11.56 [1] (0:11.56)	1.26L	0:34.41	+2
4	14 SNOW BOUM Martin Harley	6	68.0 1000m	0:10.89 1000m	1:10.39 [4] (0:13.86)	0:56.53 [8] (0:10.89)	0:45.64 [8] (0:11.43)	0:34.21 [5] (0:11.75)	0:22.46 [6] (0:10.91)	0:11.55 [3] (0:11.55)	1.39L	0:34.21	+3
5	7 DEEP CLEAN Justin Huxtable	2	67.4 400m	0:10.88 1000m	1:10.52 [5] (0:13.97)	0:56.55 [10] (0:10.88)	0:45.67 [10] (0:11.52)	0:34.15 [9] (0:11.69)	0:22.46 [8] (0:10.97)	0:11.49 [9] (0:11.49)	2.16L	0:34.15	-1
6	13 ZORAYDAH Ben Thompson	11	67.2 400m	0:10.96 400m	1:10.64 [6] (0:13.88)	0:56.76 [9] (0:10.97)	0:45.79 [9] (0:11.45)	0:34.34 [8] (0:11.70)	0:22.64 [7] (0:10.96)	0:11.68 [5] (0:11.68)	2.84L	0:34.34	+5
7	8 HELIKEDEMPRETTY Michael Rodd	8	68.0 400m	0:10.92 1000m	1:10.65 [7] (0:13.63)	0:57.02 [4] (0:10.92)	0:46.10 [6] (0:11.72)	0:34.38 [7] (0:11.81)	0:22.57 [9] (0:11.01)	0:11.56 [10] (0:11.56)	2.94L	0:34.38	+5
8	5 SET TO SHINE Angela Jones	15	68.2 Overall	0:10.87 1000m	1:10.70 [8] (0:13.44)	0:57.26 [2] (0:10.87)	0:46.39 [1] (0:11.63)	0:34.76 [1] (0:11.77)	0:22.99 [3] (0:11.16)	0:11.83 [4] (0:11.83)	3.19L	0:34.76	+3
9	6 COURT WHISPERS Cejay Graham	7	67.9 1000m	0:10.91 1000m	1:10.74 [9] (0:13.48)	0:57.26 [3] (0:10.91)	0:46.35 [4] (0:11.64)	0:34.71 [4] (0:11.63)	0:23.08 [2] (0:11.32)	0:11.76 [6] (0:11.76)	3.46L	0:34.71	+1
10	4 SATASHI Blake Spriggs	5	67.4 400m	0:10.87 400m	1:10.80 [10] (0:13.77)	0:57.03 [7] (0:10.88)	0:46.15 [7] (0:11.90)	0:34.25 [10] (0:11.85)	0:22.40 [11] (0:10.87)	0:11.53 [11] (0:11.53)	3.78L	0:34.25	+8

Scratched: Victoria Roc (#3), Chayse 'N' Adam (#15), Hello In There (#10), Kahraba (#17), Easy Company (#2)

[] Ranking at each section and finish
 -:-:- No data available at this section
 NA No data available
 SCN Saddle cloth number
 DNF Did not finish
 DNT Did not track



Doomben QLD Professional
Race 8: BRC ASCOT SUNSETS SERIES Fillies and Mares Class 1
Handicap - 1200m
15 November 2023 - 17:26



Track Rating: Good 4, Weather: Fine, Rail Position: 8 metres Entire Course.

Section		Overall	1000m	800m	600m	400m	200m	Last 600m					
Field Times		1:10.15 (0:13.36)	0:56.79 (0:10.95)	0:45.84 (0:11.63)	0:34.21 (0:11.66)	0:22.55 (0:11.21)	0:11.34 (0:11.34)	0:34.21					
Rank	TAB Horse/Jockey	Barrier	Top Speed [km/h]	Fastest Section	Margin							Distance Travelled [m]	
11	9 THAT'S ALL GOOD Jaden Lloyd	10	67.6 400m	0:10.86 400m	1:10.89 [11] (0:14.08)	0:56.81 [11] (0:11.04)	0:45.77 [12] (0:11.55)	0:34.22 [12] (0:11.82)	0:22.40 [12] (0:10.86)	0:11.54 [12] (0:11.54)	4.34L	0:34.22	+5
12	12 SHORE TO HAPPEN Jag Guthmann-Chester	9	70.8 1000m	0:10.67 1000m	1:11.08 [12] (0:13.71)	0:57.37 [6] (0:10.67)	0:46.70 [3] (0:11.61)	0:35.09 [3] (0:11.61)	0:23.48 [1] (0:11.23)	0:12.25 [2] (0:12.25)	5.43L	0:35.09	+1

Scratched: Victoria Roc (#3), Chayse 'N' Adam (#15), Hello In There (#10), Kahraba (#17), Easy Company (#2)

[] Ranking at each section and finish
 -:-:-:- No data available at this section
 NA No data available

SCN Saddle cloth number
 DNF Did not finish
 DNT Did not track



Horse/Jockey Name	Veandechance
Final Rank	1
Fastest Section Time (Section)	0:10.73 (400m)
Top Speed [km/h] (Section)	69.2 (400m)
Race State	Finished

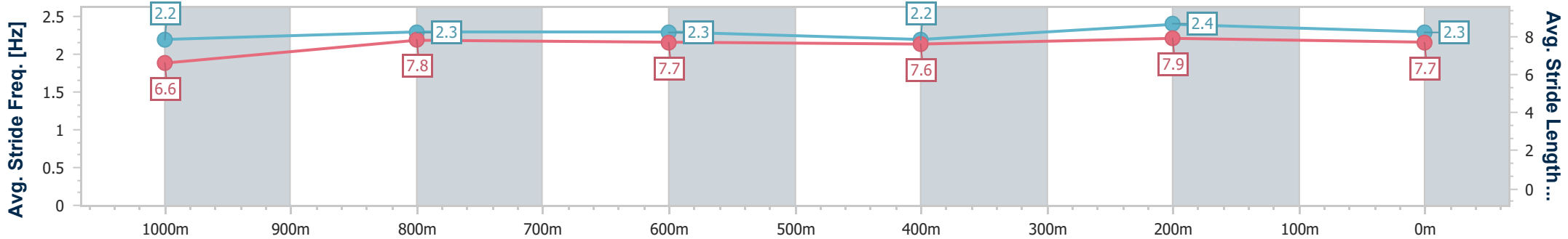
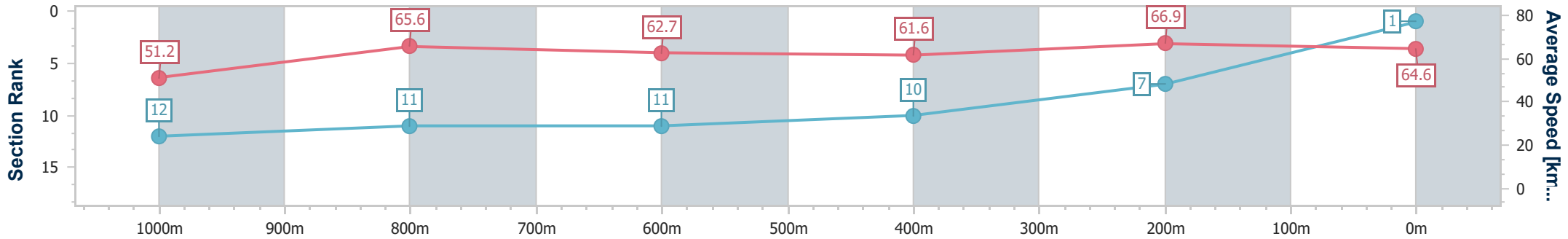


Doomben QLD Professional
Race 8: BRC ASCOT SUNSETS SERIES Fillies and Mares Class
1 Handicap - 1200m
15 November 2023 - 17:26
Track Rating: Good 4, Weather: Fine, Rail Position: 8 metres Entire Course.



BRISBANE
RACING CLUB

Section	Overall	1000m	800m	600m	400m	200m
Section Times	1:10.15 [1] (0:14.15)	0:56.00 [12] (0:10.94)	0:45.06 [11] (0:11.51)	0:33.55 [11] (0:11.65)	0:21.90 [10] (0:10.73)	0:11.17 [7] (0:11.17)
Average Speed [km/h]	51.2	65.6	62.7	61.6	66.9	64.6
Top Speed [km/h]	67.1	67.2	64.7	64.1	69.2	66.4
Avg. Dist. to Rail [m]	6.4	0.3	0.3	0.6	2.4	4.7
Avg. Stride Freq. [Hz]	2.2	2.3	2.3	2.2	2.4	2.3
Avg. Stride Length [m]	6.6	7.8	7.7	7.6	7.9	7.7



- [] Ranking at each section and finish
- .-.- No data available at this section
- NA No data available



Horse/Jockey Name	Rephrase
Final Rank	2
Fastest Section Time (Section)	0:10.88 (1000m)
Top Speed [km/h] (Section)	67.3 (1000m)
Race State	Finished



Doomben QLD Professional
Race 8: BRC ASCOT SUNSETS SERIES Fillies and Mares Class
1 Handicap - 1200m

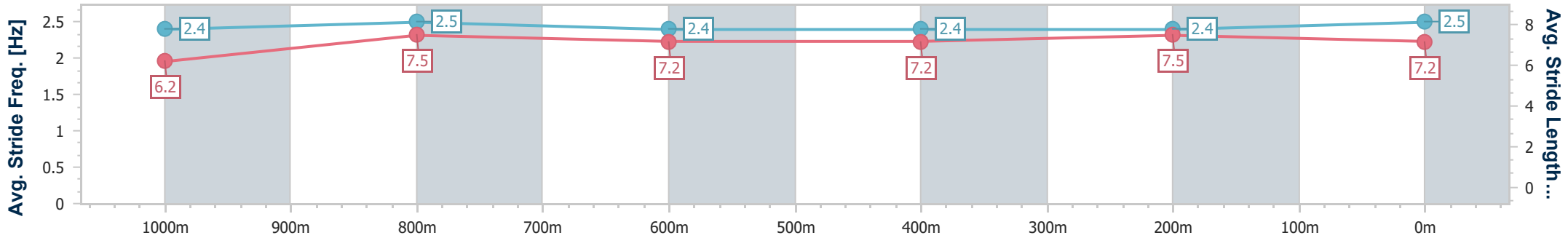
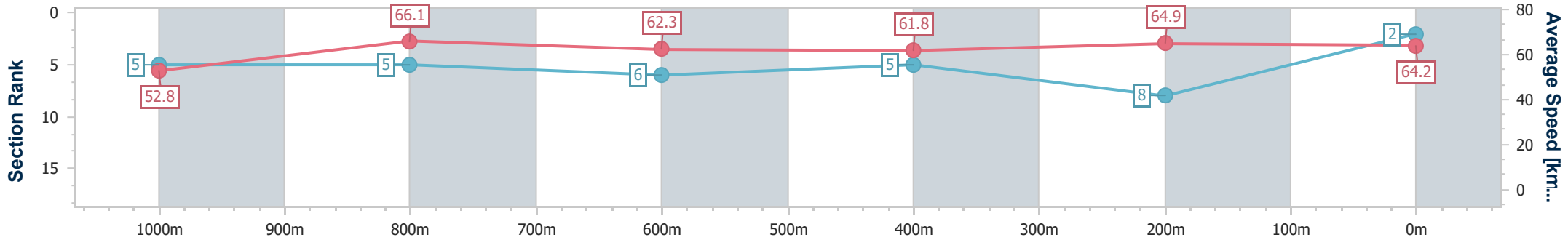


15 November 2023 - 17:26

Track Rating: Good 4, Weather: Fine, Rail Position: 8 metres Entire Course.

BRISBANE
RACING CLUB

Section	Overall	1000m	800m	600m	400m	200m
Section Times	1:10.22 [2] (0:13.65)	0:56.57 [5] (0:10.88)	0:45.69 [5] (0:11.66)	0:34.03 [6] (0:11.71)	0:22.32 [5] (0:11.10)	0:11.22 [8] (0:11.22)
Average Speed [km/h]	52.8	66.1	62.3	61.8	64.9	64.2
Top Speed [km/h]	66.0	67.3	63.3	63.3	66.7	65.7
Avg. Dist. to Rail [m]	1.1	0.7	1.8	0.7	0.3	0.4
Avg. Stride Freq. [Hz]	2.4	2.5	2.4	2.4	2.4	2.5
Avg. Stride Length [m]	6.2	7.5	7.2	7.2	7.5	7.2



- [] Ranking at each section and finish
- .-.- No data available at this section
- NA No data available



Horse/Jockey Name	Kwik Az Hell
Final Rank	3
Fastest Section Time (Section)	0:11.01 (1000m)
Top Speed [km/h] (Section)	66.6 (Overall)
Race State	Finished

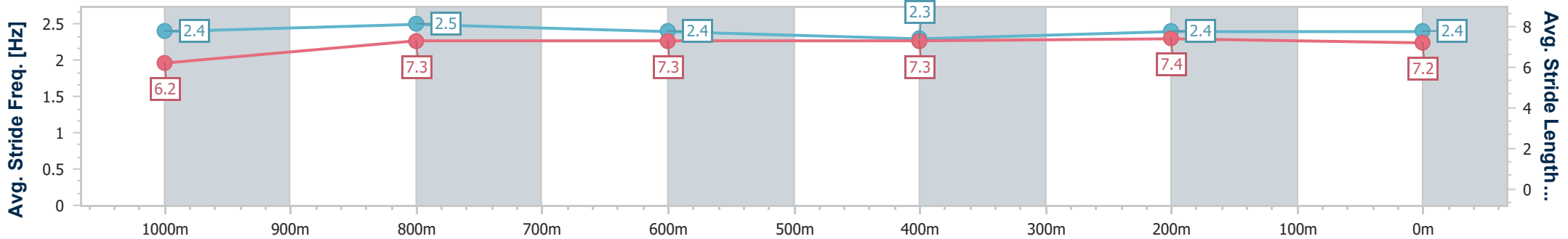
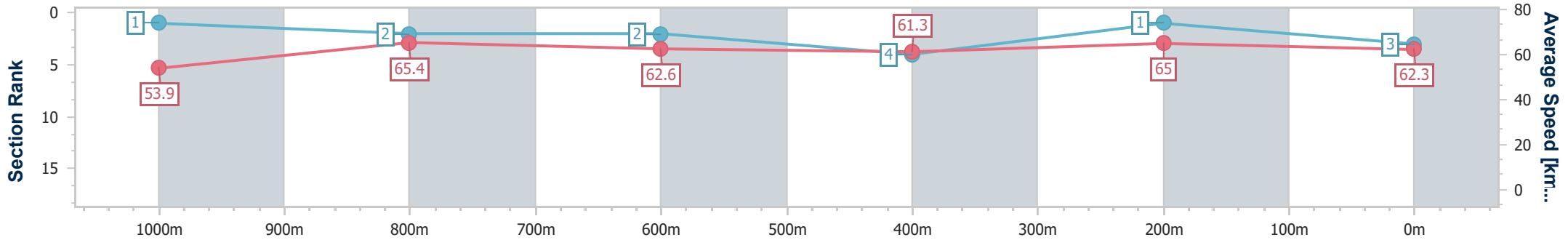


Doomben QLD Professional
Race 8: BRC ASCOT SUNSETS SERIES Fillies and Mares Class
1 Handicap - 1200m
 15 November 2023 - 17:26
 Track Rating: Good 4, Weather: Fine, Rail Position: 8 metres Entire Course.



BRISBANE
RACING CLUB

Section	Overall	1000m	800m	600m	400m	200m
Section Times	1:10.37 [3] (0:13.36)	0:57.01 [1] (0:11.01)	0:46.00 [2] (0:11.59)	0:34.41 [2] (0:11.79)	0:22.62 [4] (0:11.06)	0:11.56 [1] (0:11.56)
Average Speed [km/h]	53.9	65.4	62.6	61.3	65.0	62.3
Top Speed [km/h]	66.6	66.4	64.4	63.8	66.2	66.1
Avg. Dist. to Rail [m]	0.7	1.2	1.2	0.8	1.1	1.7
Avg. Stride Freq. [Hz]	2.4	2.5	2.4	2.3	2.4	2.4
Avg. Stride Length [m]	6.2	7.3	7.3	7.3	7.4	7.2



- [] Ranking at each section and finish
- .-.- No data available at this section
- NA No data available



Horse/Jockey Name	Snow Boum
Final Rank	4
Fastest Section Time (Section)	0:10.89 (1000m)
Top Speed [km/h] (Section)	68.0 (1000m)
Race State	Finished

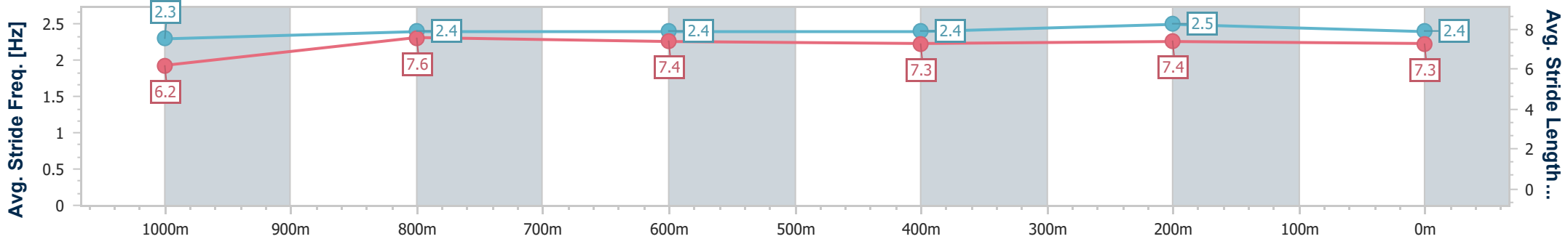
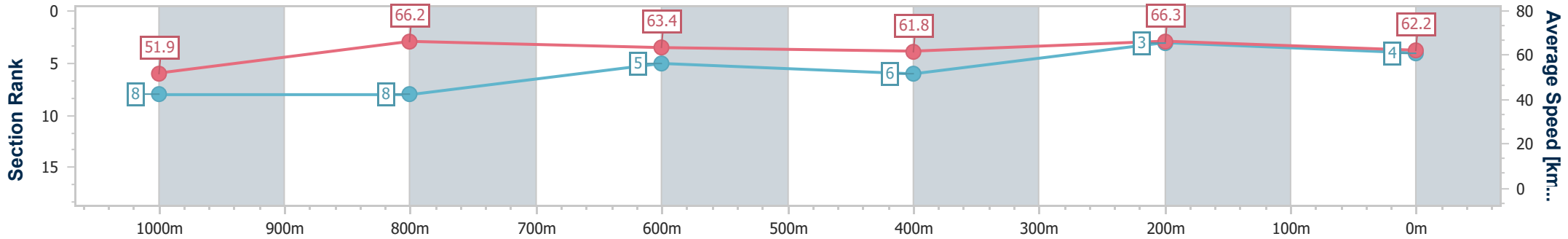


Doomben QLD Professional
Race 8: BRC ASCOT SUNSETS SERIES Fillies and Mares Class
1 Handicap - 1200m
 15 November 2023 - 17:26
 Track Rating: Good 4, Weather: Fine, Rail Position: 8 metres Entire Course.



BRISBANE
RACING CLUB

Section	Overall	1000m	800m	600m	400m	200m
Section Times	1:10.39 [4] (0:13.86)	0:56.53 [8] (0:10.89)	0:45.64 [8] (0:11.43)	0:34.21 [5] (0:11.75)	0:22.46 [6] (0:10.91)	0:11.55 [3] (0:11.55)
Average Speed [km/h]	51.9	66.2	63.4	61.8	66.3	62.2
Top Speed [km/h]	67.7	68.0	64.5	65.3	67.3	65.8
Avg. Dist. to Rail [m]	2.8	1.7	0.6	1.3	3.6	4.6
Avg. Stride Freq. [Hz]	2.3	2.4	2.4	2.4	2.5	2.4
Avg. Stride Length [m]	6.2	7.6	7.4	7.3	7.4	7.3



- [] Ranking at each section and finish
- .-.- No data available at this section
- NA No data available



Horse/Jockey Name	Deep Clean
Final Rank	5
Fastest Section Time (Section)	0:10.88 (1000m)
Top Speed [km/h] (Section)	67.4 (400m)
Race State	Finished

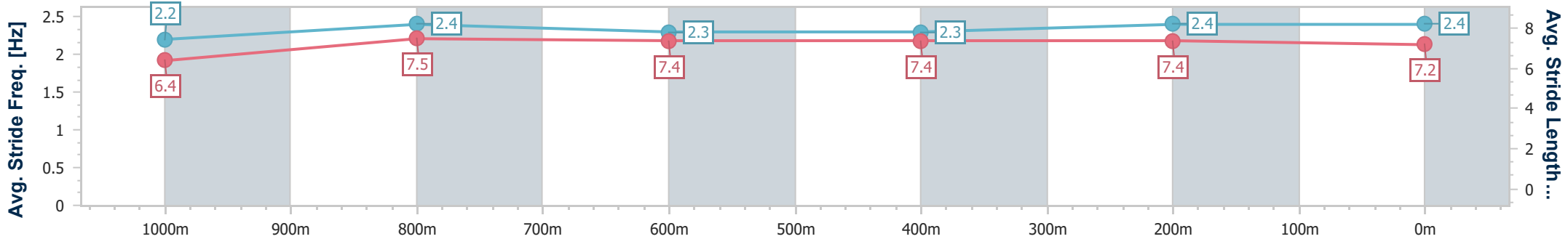
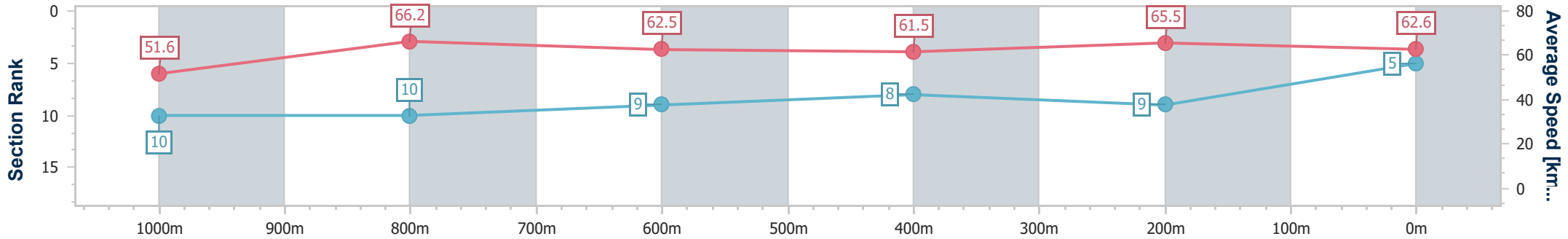


Doomben QLD Professional
Race 8: BRC ASCOT SUNSETS SERIES Fillies and Mares Class
1 Handicap - 1200m
 15 November 2023 - 17:26
 Track Rating: Good 4, Weather: Fine, Rail Position: 8 metres Entire Course.



BRISBANE
RACING CLUB

Section	Overall	1000m	800m	600m	400m	200m								
Section Times	1:10.52 [5] (0:13.97)	0:56.55 [10] (0:10.88)	0:45.67 [10] (0:11.52)	0:34.15 [9] (0:11.69)	0:22.46 [8] (0:10.97)	0:11.49 [9] (0:11.49)								
Average Speed [km/h]	51.6	66.2	62.5	61.5	65.5	62.6								
Top Speed [km/h]	66.5	66.6	65.1	63.5	67.4	66.2								
Avg. Dist. to Rail [m]	1.2	0.3	0.6	0.4	1.1	0.5								
Avg. Stride Freq. [Hz]	2.2	2.4	2.3	2.3	2.4	2.4								
Avg. Stride Length [m]	6.4	7.5	7.4	7.4	7.4	7.2								



- [] Ranking at each section and finish
- .-.- No data available at this section
- NA No data available



Horse/Jockey Name	Zoraydah
Final Rank	6
Fastest Section Time (Section)	0:10.96 (400m)
Top Speed [km/h] (Section)	67.2 (400m)
Race State	Finished

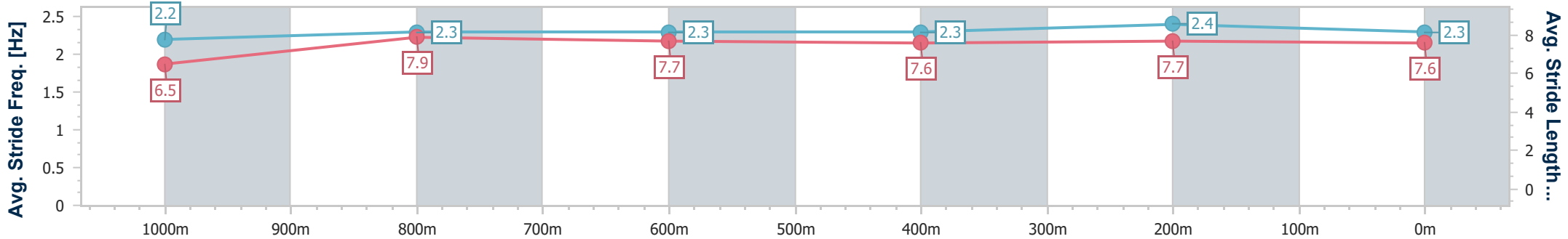
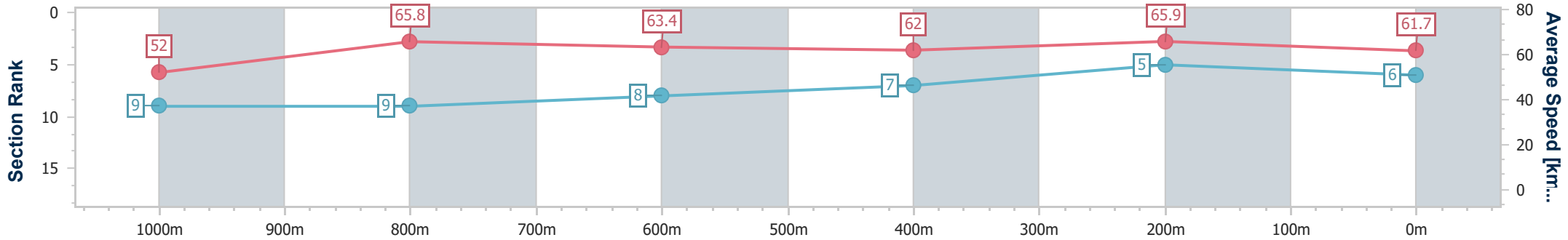


Doomben QLD Professional
Race 8: BRC ASCOT SUNSETS SERIES Fillies and Mares Class
1 Handicap - 1200m
15 November 2023 - 17:26
Track Rating: Good 4, Weather: Fine, Rail Position: 8 metres Entire Course.



BRISBANE
RACING CLUB

Section	Overall	1000m	800m	600m	400m	200m
Section Times	1:10.64 [6] (0:13.88)	0:56.76 [9] (0:10.97)	0:45.79 [9] (0:11.45)	0:34.34 [8] (0:11.70)	0:22.64 [7] (0:10.96)	0:11.68 [5] (0:11.68)
Average Speed [km/h]	52.0	65.8	63.4	62.0	65.9	61.7
Top Speed [km/h]	66.0	66.2	64.6	64.7	67.2	65.8
Avg. Dist. to Rail [m]	6.3	2.1	1.4	1.1	4.4	6.0
Avg. Stride Freq. [Hz]	2.2	2.3	2.3	2.3	2.4	2.3
Avg. Stride Length [m]	6.5	7.9	7.7	7.6	7.7	7.6



- [] Ranking at each section and finish
- .-.- No data available at this section
- NA No data available



Horse/Jockey Name	Helikedempretty
Final Rank	7
Fastest Section Time (Section)	0:10.92 (1000m)
Top Speed [km/h] (Section)	68.0 (400m)
Race State	Finished

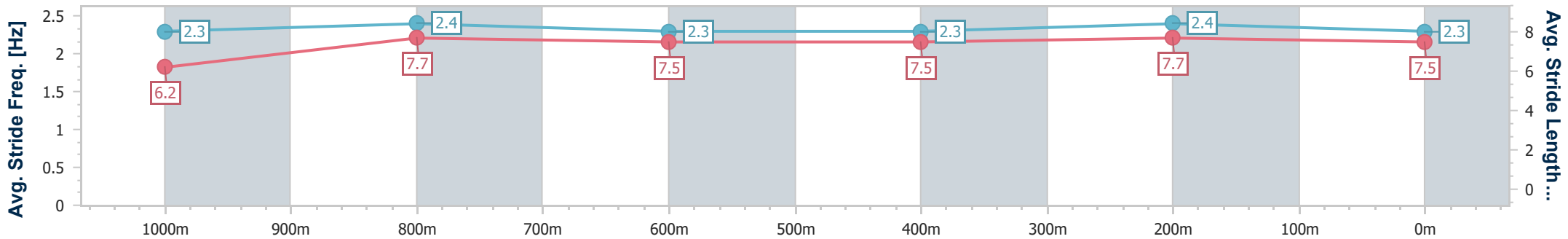
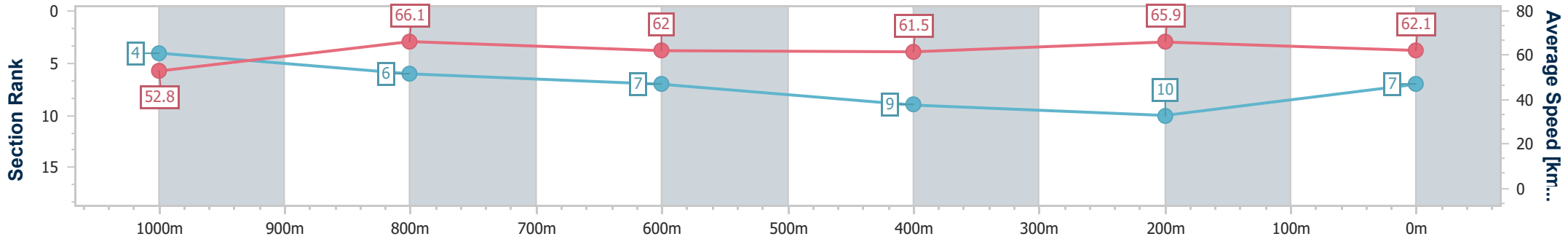


Doomben QLD Professional
Race 8: BRC ASCOT SUNSETS SERIES Fillies and Mares Class
1 Handicap - 1200m
15 November 2023 - 17:26
Track Rating: Good 4, Weather: Fine, Rail Position: 8 metres Entire Course.



BRISBANE
RACING CLUB

Section	Overall	1000m	800m	600m	400m	200m
Section Times	1:10.65 [7] (0:13.63)	0:57.02 [4] (0:10.92)	0:46.10 [6] (0:11.72)	0:34.38 [7] (0:11.81)	0:22.57 [9] (0:11.01)	0:11.56 [10] (0:11.56)
Average Speed [km/h]	52.8	66.1	62.0	61.5	65.9	62.1
Top Speed [km/h]	67.7	67.7	63.3	64.5	68.0	65.1
Avg. Dist. to Rail [m]	4.8	1.2	1.3	1.8	4.5	5.7
Avg. Stride Freq. [Hz]	2.3	2.4	2.3	2.3	2.4	2.3
Avg. Stride Length [m]	6.2	7.7	7.5	7.5	7.7	7.5



- [] Ranking at each section and finish
- .-.- No data available at this section
- NA No data available



Horse/Jockey Name	Set To Shine
Final Rank	8
Fastest Section Time (Section)	0:10.87 (1000m)
Top Speed [km/h] (Section)	68.2 (Overall)
Race State	Finished

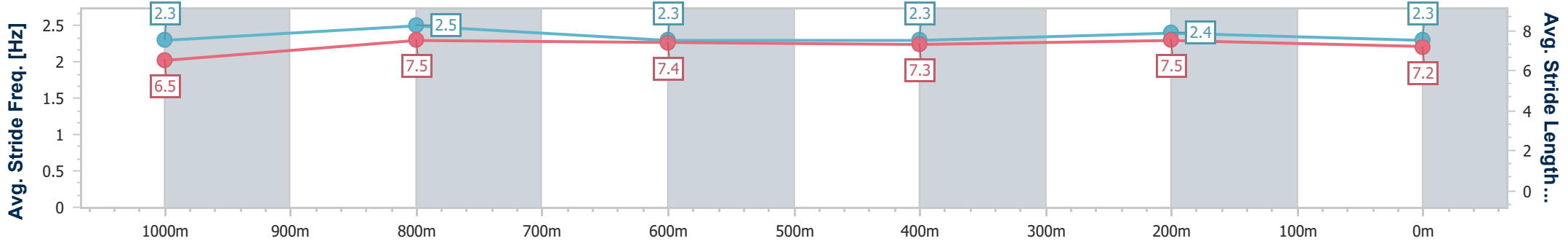
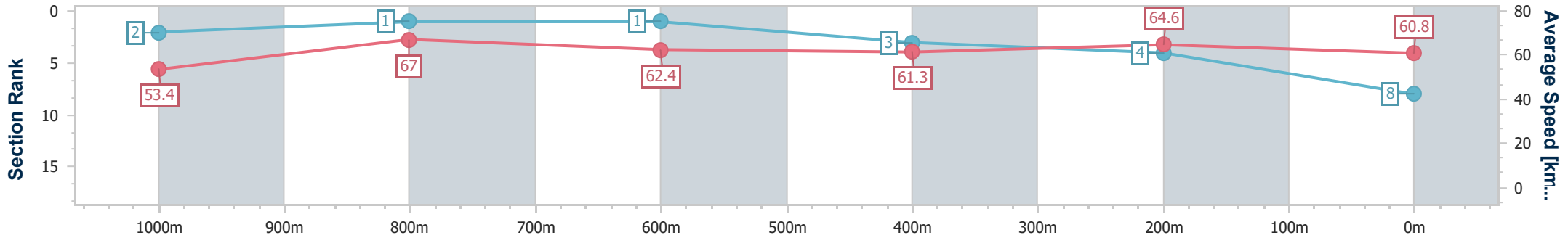


Doomben QLD Professional
Race 8: BRC ASCOT SUNSETS SERIES Fillies and Mares Class
1 Handicap - 1200m
15 November 2023 - 17:26
Track Rating: Good 4, Weather: Fine, Rail Position: 8 metres Entire Course.



BRISBANE
RACING CLUB

Section	Overall	1000m	800m	600m	400m	200m
Section Times	1:10.70 [8] (0:13.44)	0:57.26 [2] (0:10.87)	0:46.39 [1] (0:11.63)	0:34.76 [1] (0:11.77)	0:22.99 [3] (0:11.16)	0:11.83 [4] (0:11.83)
Average Speed [km/h]	53.4	67.0	62.4	61.3	64.6	60.8
Top Speed [km/h]	68.2	68.2	65.1	63.2	65.6	64.5
Avg. Dist. to Rail [m]	7.1	3.0	1.4	0.8	1.8	2.1
Avg. Stride Freq. [Hz]	2.3	2.5	2.3	2.3	2.4	2.3
Avg. Stride Length [m]	6.5	7.5	7.4	7.3	7.5	7.2



- [] Ranking at each section and finish
- .-.- No data available at this section
- NA No data available



Horse/Jockey Name	Court Whispers
Final Rank	9
Fastest Section Time (Section)	0:10.91 (1000m)
Top Speed [km/h] (Section)	67.9 (1000m)
Race State	Finished

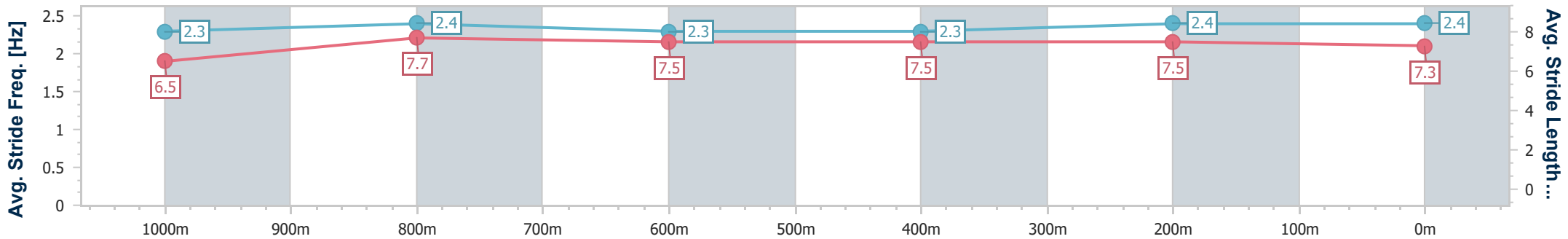
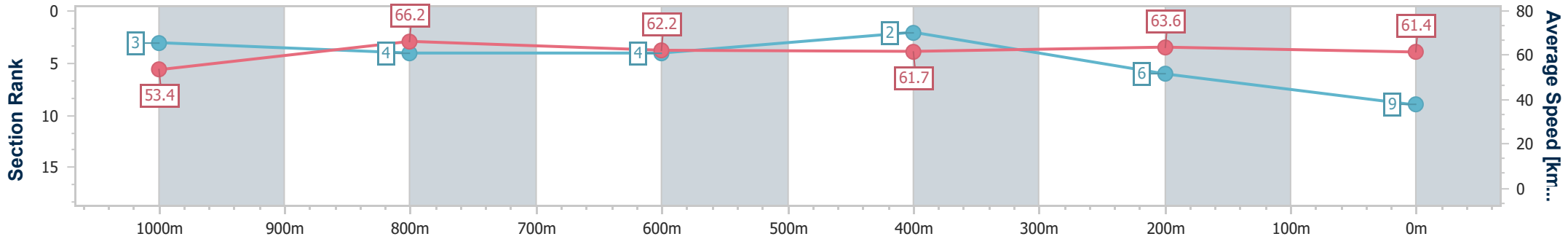


Doomben QLD Professional
Race 8: BRC ASCOT SUNSETS SERIES Fillies and Mares Class
1 Handicap - 1200m
15 November 2023 - 17:26
Track Rating: Good 4, Weather: Fine, Rail Position: 8 metres Entire Course.



BRISBANE
RACING CLUB

Section	Overall	1000m	800m	600m	400m	200m								
Section Times	1:10.74 [9] (0:13.48)	0:57.26 [3] (0:10.91)	0:46.35 [4] (0:11.64)	0:34.71 [4] (0:11.63)	0:23.08 [2] (0:11.32)	0:11.76 [6] (0:11.76)								
Average Speed [km/h]	53.4	66.2	62.2	61.7	63.6	61.4								
Top Speed [km/h]	66.9	67.9	63.9	63.5	65.0	63.8								
Avg. Dist. to Rail [m]	4.3	1.4	0.7	0.5	1.0	0.7								
Avg. Stride Freq. [Hz]	2.3	2.4	2.3	2.3	2.4	2.4								
Avg. Stride Length [m]	6.5	7.7	7.5	7.5	7.5	7.3								



- [] Ranking at each section and finish
- .-.- No data available at this section
- NA No data available



Horse/Jockey Name	Satashi
Final Rank	10
Fastest Section Time (Section)	0:10.87 (400m)
Top Speed [km/h] (Section)	67.4 (400m)
Race State	Finished

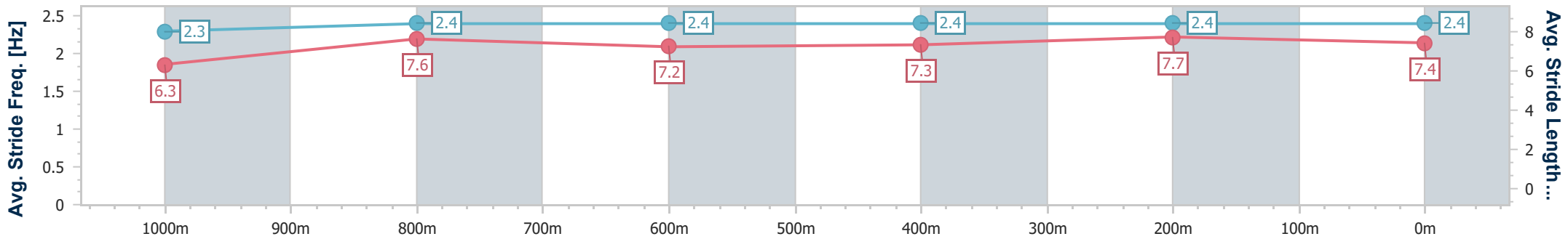
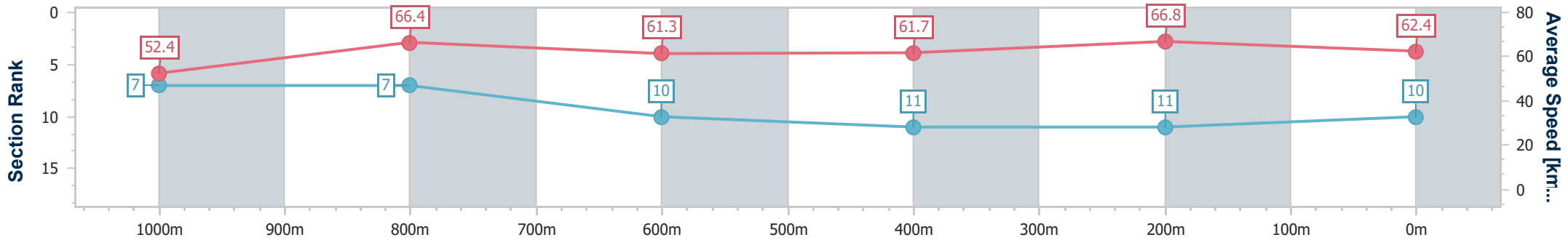


Doomben QLD Professional
Race 8: BRC ASCOT SUNSETS SERIES Fillies and Mares Class
1 Handicap - 1200m
15 November 2023 - 17:26
Track Rating: Good 4, Weather: Fine, Rail Position: 8 metres Entire Course.



BRISBANE
RACING CLUB

Section	Overall	1000m	800m	600m	400m	200m								
Section Times	1:10.80 [10] (0:13.77)	0:57.03 [7] (0:10.88)	0:46.15 [7] (0:11.90)	0:34.25 [10] (0:11.85)	0:22.40 [11] (0:10.87)	0:11.53 [11] (0:11.53)								
Average Speed [km/h]	52.4	66.4	61.3	61.7	66.8	62.4								
Top Speed [km/h]	66.9	67.3	65.4	66.1	67.4	65.9								
Avg. Dist. to Rail [m]	2.3	1.2	3.1	3.2	4.0	3.8								
Avg. Stride Freq. [Hz]	2.3	2.4	2.4	2.4	2.4	2.4								
Avg. Stride Length [m]	6.3	7.6	7.2	7.3	7.7	7.4								



- [] Ranking at each section and finish
- .-.- No data available at this section
- NA No data available



Horse/Jockey Name	That's All Good
Final Rank	11
Fastest Section Time (Section)	0:10.86 (400m)
Top Speed [km/h] (Section)	67.6 (400m)
Race State	Finished

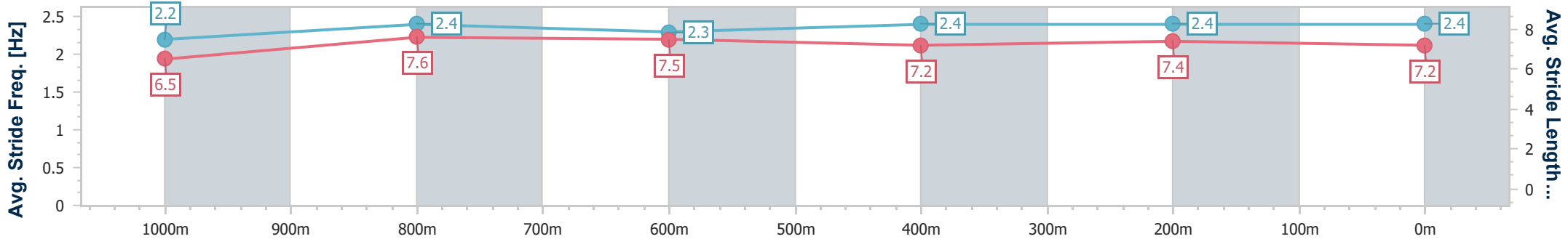
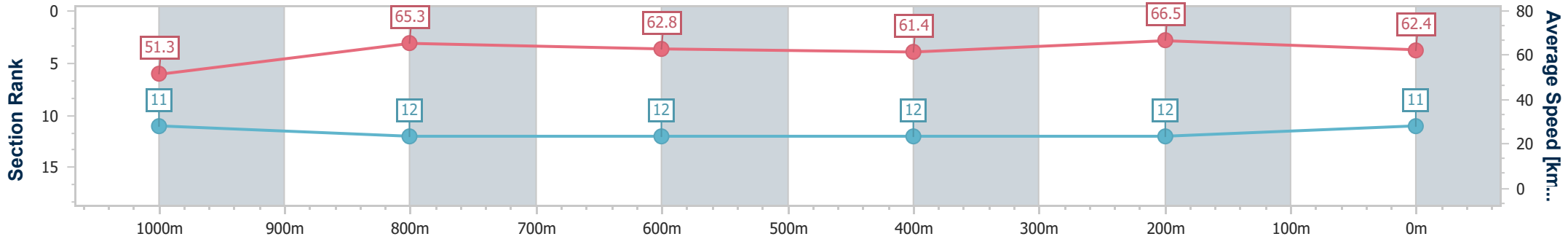


Doomben QLD Professional
Race 8: BRC ASCOT SUNSETS SERIES Fillies and Mares Class
1 Handicap - 1200m
15 November 2023 - 17:26
Track Rating: Good 4, Weather: Fine, Rail Position: 8 metres Entire Course.



BRISBANE
RACING CLUB

Section	Overall	1000m	800m	600m	400m	200m								
Section Times	1:10.89 [11] (0:14.08)	0:56.81 [11] (0:11.04)	0:45.77 [12] (0:11.55)	0:34.22 [12] (0:11.82)	0:22.40 [12] (0:10.86)	0:11.54 [12] (0:11.54)								
Average Speed [km/h]	51.3	65.3	62.8	61.4	66.5	62.4								
Top Speed [km/h]	65.7	66.5	65.0	64.1	67.6	66.4								
Avg. Dist. to Rail [m]	5.2	1.3	1.3	1.3	4.2	6.3								
Avg. Stride Freq. [Hz]	2.2	2.4	2.3	2.4	2.4	2.4								
Avg. Stride Length [m]	6.5	7.6	7.5	7.2	7.4	7.2								



- [] Ranking at each section and finish
- .-.- No data available at this section
- NA No data available



Horse/Jockey Name	Shore To Happen
Final Rank	12
Fastest Section Time (Section)	0:10.67 (1000m)
Top Speed [km/h] (Section)	70.8 (1000m)
Race State	Finished

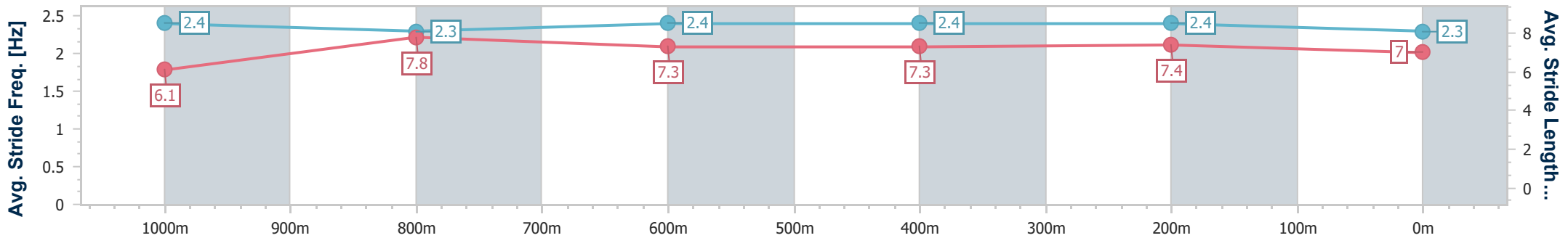
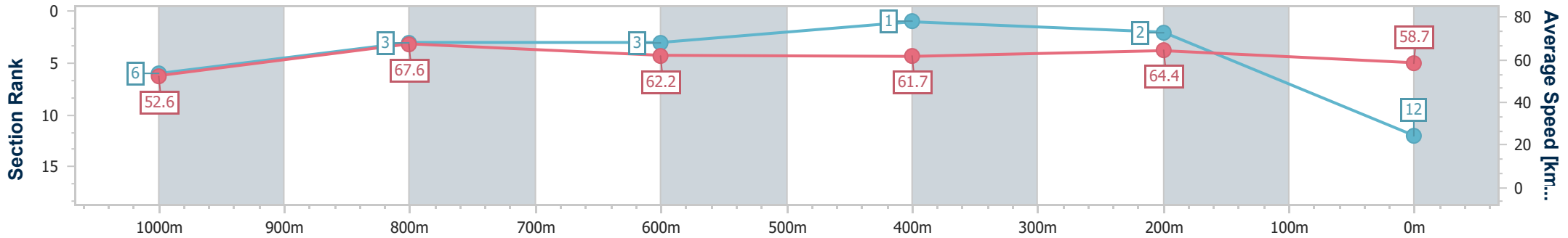


Doomben QLD Professional
Race 8: BRC ASCOT SUNSETS SERIES Fillies and Mares Class
1 Handicap - 1200m
15 November 2023 - 17:26
Track Rating: Good 4, Weather: Fine, Rail Position: 8 metres Entire Course.



BRISBANE
RACING CLUB

Section	Overall	1000m	800m	600m	400m	200m								
Section Times	1:11.08 [12] (0:13.71)	0:57.37 [6] (0:10.67)	0:46.70 [3] (0:11.61)	0:35.09 [3] (0:11.61)	0:23.48 [1] (0:11.23)	0:12.25 [2] (0:12.25)								
Average Speed [km/h]	52.6	67.6	62.2	61.7	64.4	58.7								
Top Speed [km/h]	67.9	70.8	65.3	63.8	65.4	63.6								
Avg. Dist. to Rail [m]	5.2	1.4	0.5	0.5	1.9	2.6								
Avg. Stride Freq. [Hz]	2.4	2.3	2.4	2.4	2.4	2.3								
Avg. Stride Length [m]	6.1	7.8	7.3	7.3	7.4	7.0								



- [] Ranking at each section and finish
- .-.- No data available at this section
- NA No data available