



Doomben QLD Professional

Race 5: XXXX GOLD Maiden Handicap - 1110m

15 November 2023 - 15:42



BRISBANE
RACING CLUB

Track Rating: Good 4, Weather: Fine, Rail Position: 8 metres Entire Course.

Section		Field Times											
		Overall	1000m	800m	600m	400m	200m	Last 600m					
		1:04.60 (0:08.57)	0:56.03 (0:10.56)	0:45.47 (0:11.24)	0:34.23 (0:11.52)	0:22.71 (0:11.12)	0:11.59 (0:11.59)	0:34.23					
Rank	TAB Horse/Jockey	Barrier	Top Speed [km/h]	Fastest Section								Margin	Distance Travelled [m]
1	10 ROSE NOIR Angela Jones	14	69.8 1000m	0:08.63 Overall	1:04.60 [1] (0:08.63)	0:55.97 [2] (0:10.59)	0:45.38 [2] (0:11.28)	0:34.10 [2] (0:11.39)	0:22.71 [1] (0:11.20)	0:11.51 [3] (0:11.51)	1:04.60	0:34.10	
2	12 ROCK LOBSTER Dale Smith	1	68.0 1000m	0:08.72 Overall	1:04.70 [2] (0:08.72)	0:55.98 [4] (0:10.71)	0:45.27 [4] (0:11.11)	0:34.16 [4] (0:11.42)	0:22.74 [3] (0:11.05)	0:11.69 [1] (0:11.69)	0.59L	0:34.16	-12
3	7 LENNIC Bailey Wheeler	10	70.0 1000m	0:08.87 Overall	1:04.77 [3] (0:08.87)	0:55.90 [7] (0:10.81)	0:45.09 [8] (0:11.22)	0:33.87 [8] (0:11.31)	0:22.56 [7] (0:10.96)	0:11.60 [4] (0:11.60)	1L	0:33.87	-1
4	11 BRIGHT BLONDE Jaden Lloyd	5	67.0 400m	0:08.90 Overall	1:04.84 [4] (0:08.90)	0:55.94 [8] (0:11.06)	0:44.88 [9] (0:10.98)	0:33.90 [9] (0:11.48)	0:22.42 [9] (0:10.98)	0:11.44 [7] (0:11.44)	1.41L	0:33.90	-7
5	1 DRIALLE Martin Harley	2	68.5 1000m	0:08.93 Overall	1:04.94 [5] (0:08.93)	0:56.01 [10] (0:10.70)	0:45.31 [7] (0:11.14)	0:34.17 [7] (0:11.40)	0:22.77 [5] (0:11.06)	0:11.71 [5] (0:11.71)	2.01L	0:34.17	-7
6	5 TAKING FLIGHT Casey Waddell	8	68.9 1000m	0:08.57 Overall	1:04.95 [6] (0:08.57)	0:56.38 [1] (0:10.56)	0:45.82 [1] (0:11.24)	0:34.58 [1] (0:11.60)	0:22.98 [4] (0:11.11)	0:11.87 [2] (0:11.87)	2.04L	0:34.58	-2
7	2 DAINTREE DREAMING Trudy Thornton	11	67.3 400m	0:09.00 Overall	1:05.17 [7] (0:09.00)	0:56.17 [11] (0:11.02)	0:45.15 [10] (0:11.07)	0:34.08 [10] (0:11.48)	0:22.60 [10] (0:11.03)	0:11.57 [9] (0:11.57)	3.35L	0:34.08	-9
8	16 ALABAMA GOLD Andrew Spinks	12	69.3 1000m	0:08.78 Overall	1:05.56 [8] (0:08.78)	0:56.78 [6] (0:10.69)	0:46.09 [5] (0:11.03)	0:35.06 [3] (0:11.43)	0:23.63 [2] (0:11.37)	0:12.26 [6] (0:12.26)	5.67L	0:35.06	+0
9	17 GEMMAYZE Samantha Collett	16	67.1 800m	0:08.93 Overall	1:05.61 [9] (0:08.93)	0:56.68 [9] (0:11.24)	0:45.44 [11] (0:11.02)	0:34.42 [11] (0:11.50)	0:22.92 [11] (0:11.17)	0:11.75 [11] (0:11.75)	5.93L	0:34.42	-4
10	9 HEAVENWOOD Micheal Hellyer	3	67.5 1000m	0:08.77 Overall	1:05.62 [10] (0:08.77)	0:56.85 [5] (0:10.84)	0:46.01 [6] (0:11.14)	0:34.87 [6] (0:11.63)	0:23.24 [8] (0:11.26)	0:11.98 [10] (0:11.98)	6.03L	0:34.87	-6

Scratched: Party Spirit (#4), Grandcoeur (#15), Hinata (#13), Jonny Da Wolf (#3), Beauline (#14), Lion's Pride (#8)



Doomben QLD Professional
Race 5: XXXX GOLD Maiden Handicap - 1110m
15 November 2023 - 15:42



BRISBANE
RACING CLUB

Track Rating: Good 4, Weather: Fine, Rail Position: 8 metres Entire Course.

Section		Overall	1000m	800m	600m	400m	200m	Last 600m					
Field Times		1:04.60 (0:08.57)	0:56.03 (0:10.56)	0:45.47 (0:11.24)	0:34.23 (0:11.52)	0:22.71 (0:11.12)	0:11.59 (0:11.59)	0:34.23					
Rank	TAB Horse/Jockey	Barrier	Top Speed [km/h]	Fastest Section									
11	6 BAD FOREST Mark Du Plessis	4	68.3 1000m	0:08.65 Overall	1:05.67 [11] (0:08.65)	0:57.02 [3] (0:10.72)	0:46.30 [3] (0:11.32)	0:34.98 [5] (0:11.52)	0:23.46 [6] (0:11.36)	0:12.10 [8] (0:12.10)	6.3L	0:34.98	-4

Scratched: Party Spirit (#4), Grandcoeur (#15), Hinata (#13), Jonny Da Wolf (#3), Beauline (#14), Lion's Pride (#8)

[] Ranking at each section and finish
 -:-:- No data available at this section
 NA No data available

SCN Saddle cloth number
 DNF Did not finish
 DNT Did not track



Horse/Jockey Name	Rose Noir
Final Rank	1
Fastest Section Time (Section)	0:08.63 (Overall)
Top Speed [km/h] (Section)	69.8 (1000m)
Race State	Finished



Doomben QLD Professional

Race 5: XXXX GOLD Maiden Handicap - 1110m

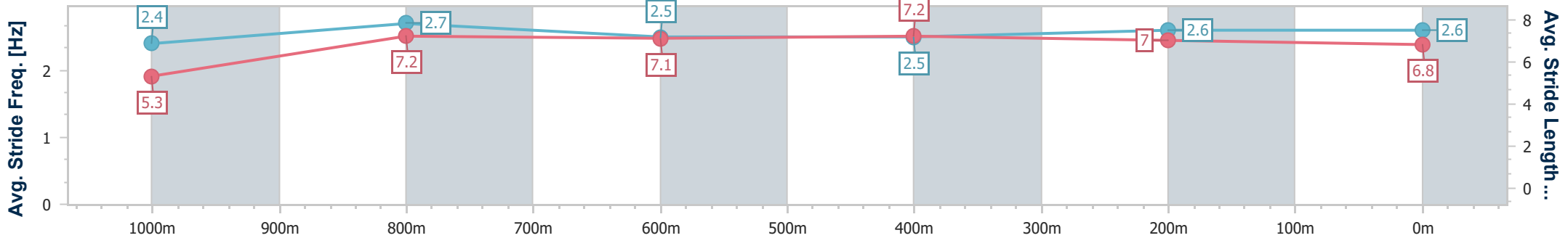
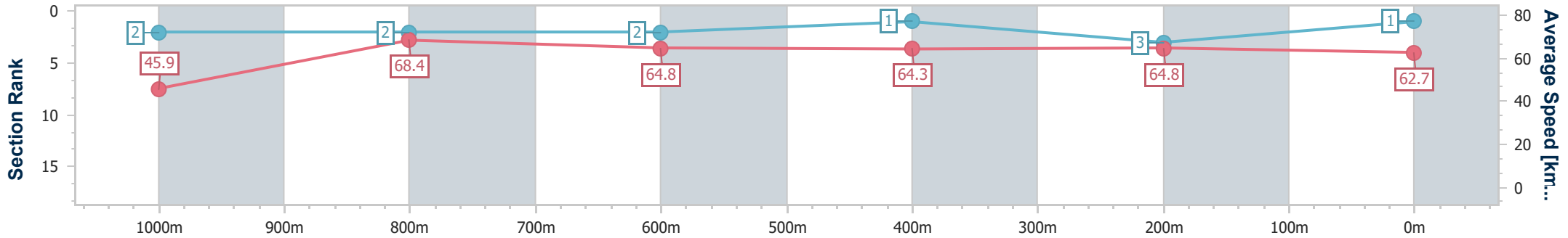
15 November 2023 - 15:42

Track Rating: Good 4, Weather: Fine, Rail Position: 8 metres Entire Course.



BRISBANE RACING CLUB

Section	Overall	1000m	800m	600m	400m	200m
Section Times	1:04.60 [1] (0:08.63)	0:55.97 [2] (0:10.59)	0:45.38 [2] (0:11.28)	0:34.10 [2] (0:11.39)	0:22.71 [1] (0:11.20)	0:11.51 [3] (0:11.51)
Average Speed [km/h]	45.9	68.4	64.8	64.3	64.8	62.7
Top Speed [km/h]	65.9	69.8	67.3	65.5	66.2	65.7
Avg. Dist. to Rail [m]	8.4	3.0	3.4	3.1	5.1	4.9
Avg. Stride Freq. [Hz]	2.4	2.7	2.5	2.5	2.6	2.6
Avg. Stride Length [m]	5.3	7.2	7.1	7.2	7.0	6.8



- [] Ranking at each section and finish
- .-.- No data available at this section
- NA No data available



Horse/Jockey Name	Rock Lobster
Final Rank	2
Fastest Section Time (Section)	0:08.72 (Overall)
Top Speed [km/h] (Section)	68.0 (1000m)
Race State	Finished



Doomben QLD Professional

Race 5: XXXX GOLD Maiden Handicap - 1110m

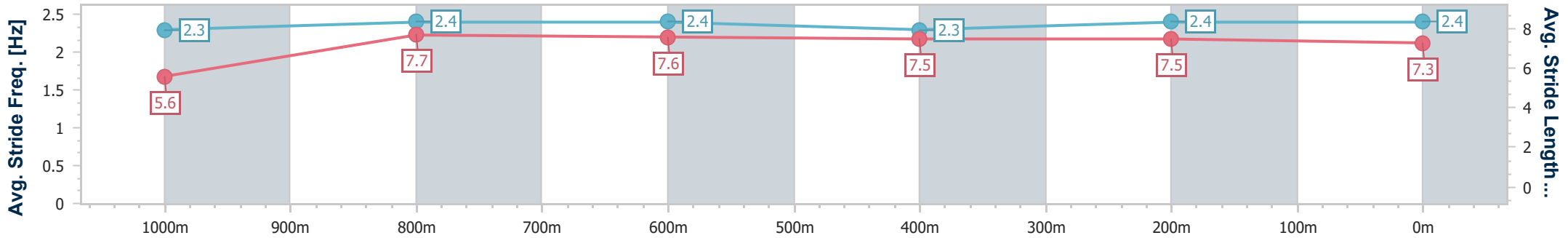
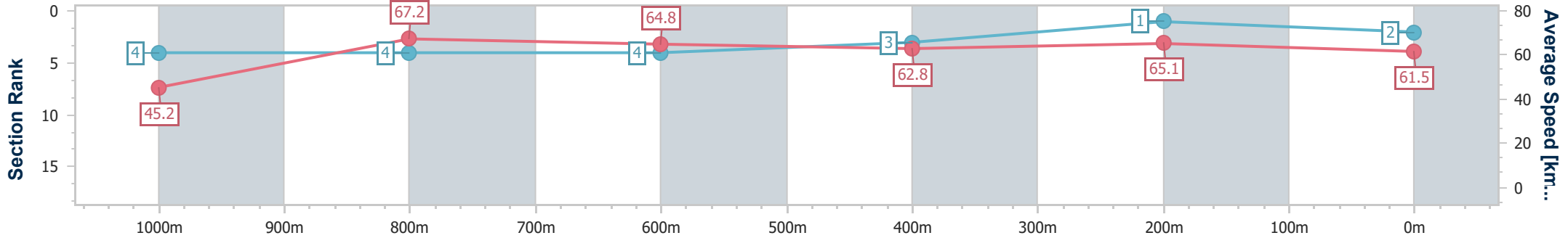
15 November 2023 - 15:42

Track Rating: Good 4, Weather: Fine, Rail Position: 8 metres Entire Course.



BRISBANE RACING CLUB

Section	Overall	1000m	800m	600m	400m	200m
Section Times	1:04.70 [2] (0:08.72)	0:55.98 [4] (0:10.71)	0:45.27 [4] (0:11.11)	0:34.16 [4] (0:11.42)	0:22.74 [3] (0:11.05)	0:11.69 [1] (0:11.69)
Average Speed [km/h]	45.2	67.2	64.8	62.8	65.1	61.5
Top Speed [km/h]	65.8	68.0	67.4	64.2	66.0	65.6
Avg. Dist. to Rail [m]	0.8	0.5	0.3	0.6	0.6	0.8
Avg. Stride Freq. [Hz]	2.3	2.4	2.4	2.3	2.4	2.4
Avg. Stride Length [m]	5.6	7.7	7.6	7.5	7.5	7.3



- [] Ranking at each section and finish
- .-.- No data available at this section
- NA No data available



Horse/Jockey Name	Lennic
Final Rank	3
Fastest Section Time (Section)	0:08.87 (Overall)
Top Speed [km/h] (Section)	70.0 (1000m)
Race State	Finished



Doomben QLD Professional

Race 5: XXXX GOLD Maiden Handicap - 1110m

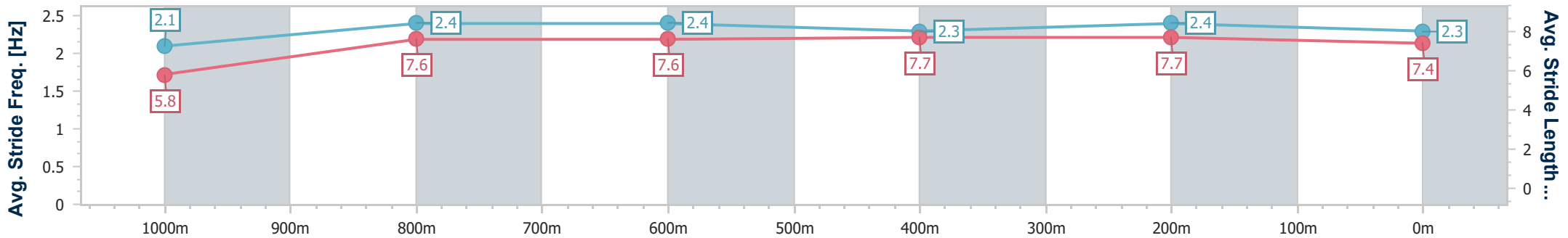
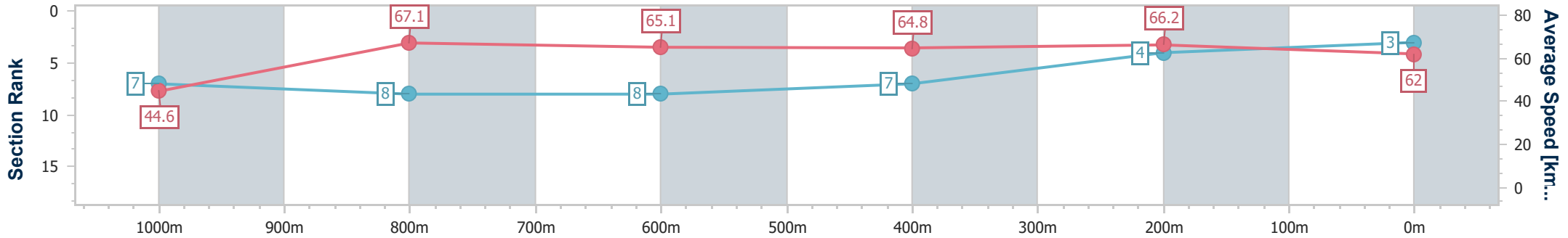
15 November 2023 - 15:42

Track Rating: Good 4, Weather: Fine, Rail Position: 8 metres Entire Course.



BRISBANE RACING CLUB

Section	Overall	1000m	800m	600m	400m	200m
Section Times	1:04.77 [3] (0:08.87)	0:55.90 [7] (0:10.81)	0:45.09 [8] (0:11.22)	0:33.87 [8] (0:11.31)	0:22.56 [7] (0:10.96)	0:11.60 [4] (0:11.60)
Average Speed [km/h]	44.6	67.1	65.1	64.8	66.2	62.0
Top Speed [km/h]	65.3	70.0	67.1	66.1	68.2	66.1
Avg. Dist. to Rail [m]	5.9	2.4	3.6	3.0	5.3	7.1
Avg. Stride Freq. [Hz]	2.1	2.4	2.4	2.3	2.4	2.3
Avg. Stride Length [m]	5.8	7.6	7.6	7.7	7.7	7.4



- [] Ranking at each section and finish
- .-.- No data available at this section
- NA No data available



Horse/Jockey Name	Bright Blonde
Final Rank	4
Fastest Section Time (Section)	0:08.90 (Overall)
Top Speed [km/h] (Section)	67.0 (400m)
Race State	Finished



Doomben QLD Professional

Race 5: XXXX GOLD Maiden Handicap - 1110m

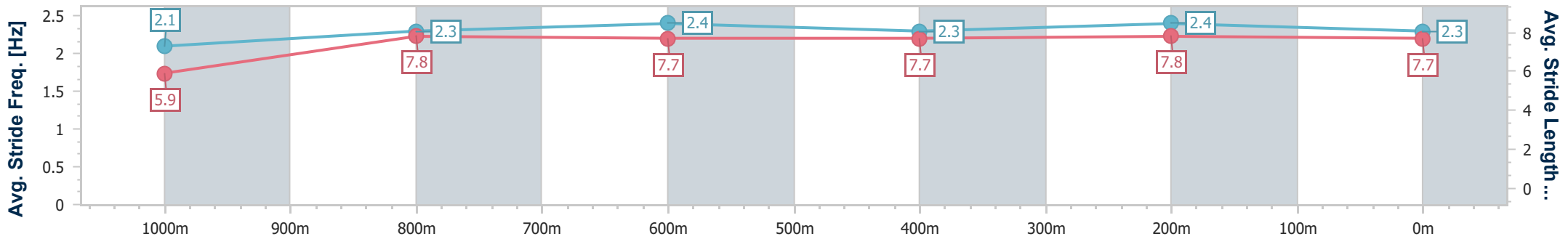
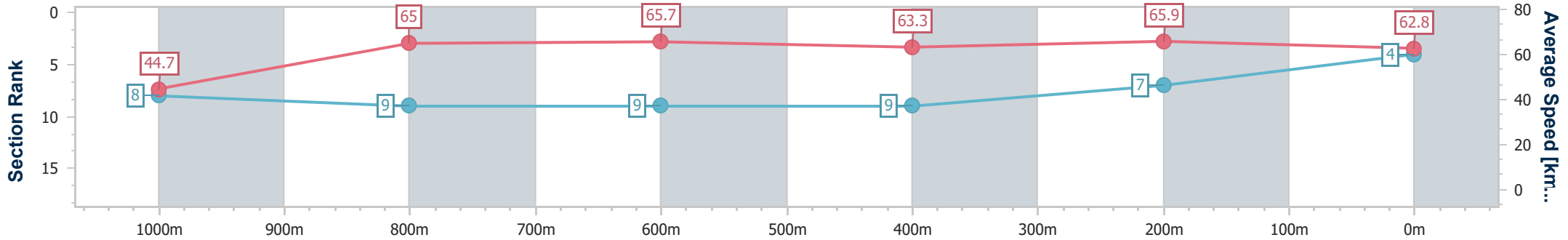
15 November 2023 - 15:42

Track Rating: Good 4, Weather: Fine, Rail Position: 8 metres Entire Course.



BRISBANE RACING CLUB

Section	Overall	1000m	800m	600m	400m	200m
Section Times	1:04.84 [4] (0:08.90)	0:55.94 [8] (0:11.06)	0:44.88 [9] (0:10.98)	0:33.90 [9] (0:11.48)	0:22.42 [9] (0:10.98)	0:11.44 [7] (0:11.44)
Average Speed [km/h]	44.7	65.0	65.7	63.3	65.9	62.8
Top Speed [km/h]	63.9	66.0	66.9	65.4	67.0	66.0
Avg. Dist. to Rail [m]	3.6	0.8	0.4	1.5	5.4	5.8
Avg. Stride Freq. [Hz]	2.1	2.3	2.4	2.3	2.4	2.3
Avg. Stride Length [m]	5.9	7.8	7.7	7.7	7.8	7.7



- [] Ranking at each section and finish
- .-.- No data available at this section
- NA No data available



Horse/Jockey Name	Drialle
Final Rank	5
Fastest Section Time (Section)	0:08.93 (Overall)
Top Speed [km/h] (Section)	68.5 (1000m)
Race State	Finished



Doomben QLD Professional

Race 5: XXXX GOLD Maiden Handicap - 1110m

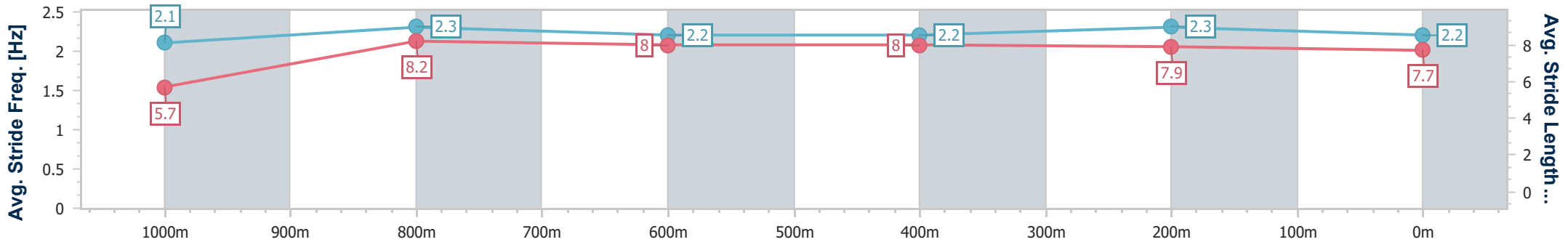
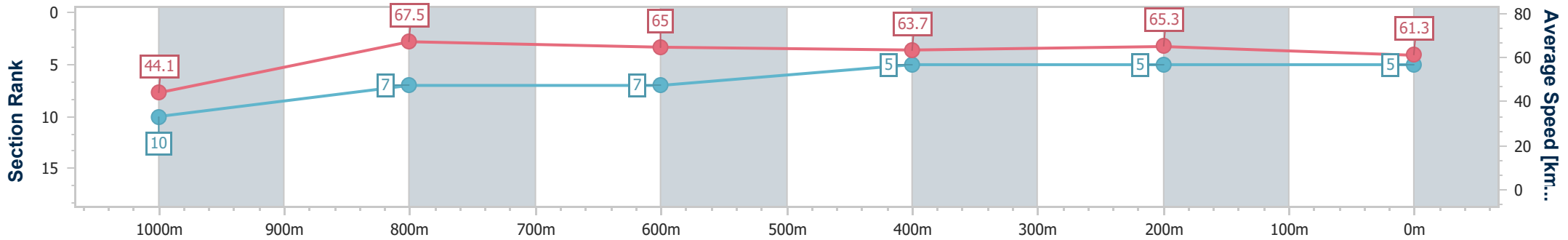
15 November 2023 - 15:42

Track Rating: Good 4, Weather: Fine, Rail Position: 8 metres Entire Course.



BRISBANE RACING CLUB

Section	Overall	1000m	800m	600m	400m	200m
Section Times	1:04.94 [5] (0:08.93)	0:56.01 [10] (0:10.70)	0:45.31 [7] (0:11.14)	0:34.17 [7] (0:11.40)	0:22.77 [5] (0:11.06)	0:11.71 [5] (0:11.71)
Average Speed [km/h]	44.1	67.5	65.0	63.7	65.3	61.3
Top Speed [km/h]	65.9	68.5	66.9	64.2	67.5	65.0
Avg. Dist. to Rail [m]	1.0	0.3	1.4	1.2	3.4	3.7
Avg. Stride Freq. [Hz]	2.1	2.3	2.2	2.2	2.3	2.2
Avg. Stride Length [m]	5.7	8.2	8.0	8.0	7.9	7.7



- [] Ranking at each section and finish
- .-.- No data available at this section
- NA No data available



Horse/Jockey Name	Taking Flight
Final Rank	6
Fastest Section Time (Section)	0:08.57 (Overall)
Top Speed [km/h] (Section)	68.9 (1000m)
Race State	Finished



Doomben QLD Professional

Race 5: XXXX GOLD Maiden Handicap - 1110m

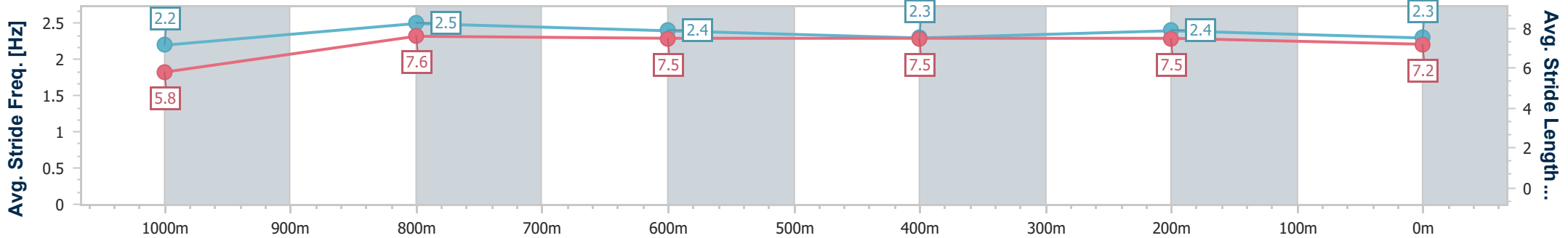
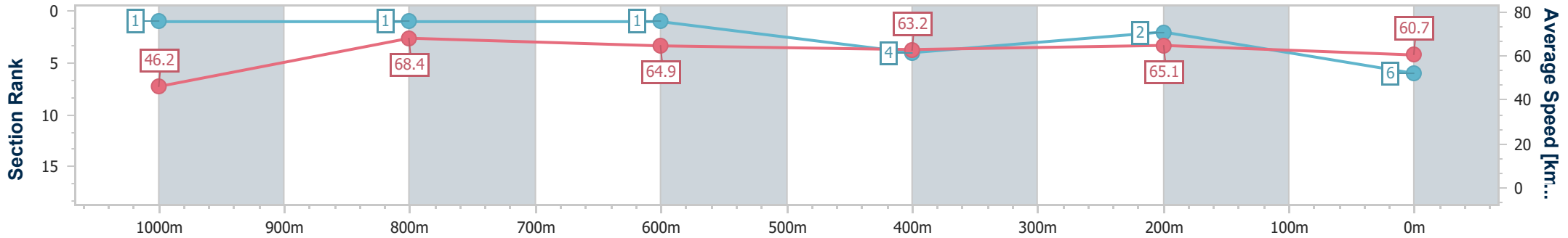
15 November 2023 - 15:42

Track Rating: Good 4, Weather: Fine, Rail Position: 8 metres Entire Course.



BRISBANE RACING CLUB

Section	Overall	1000m	800m	600m	400m	200m
Section Times	1:04.95 [6] (0:08.57)	0:56.38 [1] (0:10.56)	0:45.82 [1] (0:11.24)	0:34.58 [1] (0:11.60)	0:22.98 [4] (0:11.11)	0:11.87 [2] (0:11.87)
Average Speed [km/h]	46.2	68.4	64.9	63.2	65.1	60.7
Top Speed [km/h]	67.3	68.9	66.7	64.8	67.5	64.6
Avg. Dist. to Rail [m]	5.0	1.3	2.9	3.7	2.3	1.0
Avg. Stride Freq. [Hz]	2.2	2.5	2.4	2.3	2.4	2.3
Avg. Stride Length [m]	5.8	7.6	7.5	7.5	7.5	7.2



- [] Ranking at each section and finish
- .-.- No data available at this section
- NA No data available



Horse/Jockey Name	Daintree Dreaming
Final Rank	7
Fastest Section Time (Section)	0:09.00 (Overall)
Top Speed [km/h] (Section)	67.3 (400m)
Race State	Finished



Doomben QLD Professional

Race 5: XXXX GOLD Maiden Handicap - 1110m

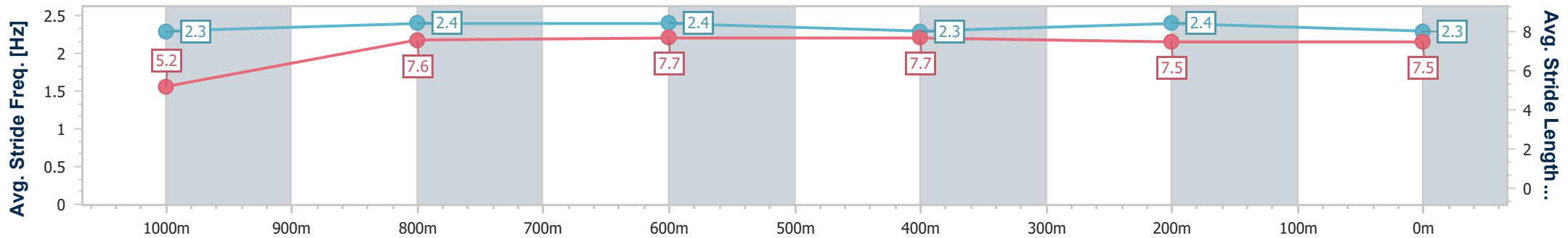
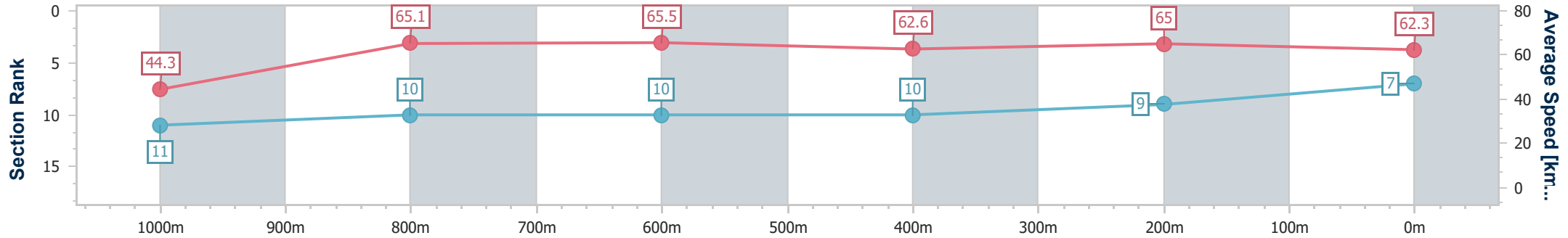
15 November 2023 - 15:42

Track Rating: Good 4, Weather: Fine, Rail Position: 8 metres Entire Course.



BRISBANE RACING CLUB

Section	Overall	1000m	800m	600m	400m	200m
Section Times	1:05.17 [7] (0:09.00)	0:56.17 [11] (0:11.02)	0:45.15 [10] (0:11.07)	0:34.08 [10] (0:11.48)	0:22.60 [10] (0:11.03)	0:11.57 [9] (0:11.57)
Average Speed [km/h]	44.3	65.1	65.5	62.6	65.0	62.3
Top Speed [km/h]	63.0	66.8	66.6	63.3	67.3	66.8
Avg. Dist. to Rail [m]	6.2	0.9	0.9	0.5	1.1	1.1
Avg. Stride Freq. [Hz]	2.3	2.4	2.4	2.3	2.4	2.3
Avg. Stride Length [m]	5.2	7.6	7.7	7.7	7.5	7.5



- [] Ranking at each section and finish
- .-.- No data available at this section
- NA No data available



Horse/Jockey Name	Alabama Gold
Final Rank	8
Fastest Section Time (Section)	0:08.78 (Overall)
Top Speed [km/h] (Section)	69.3 (1000m)
Race State	Finished



Doomben QLD Professional

Race 5: XXXX GOLD Maiden Handicap - 1110m

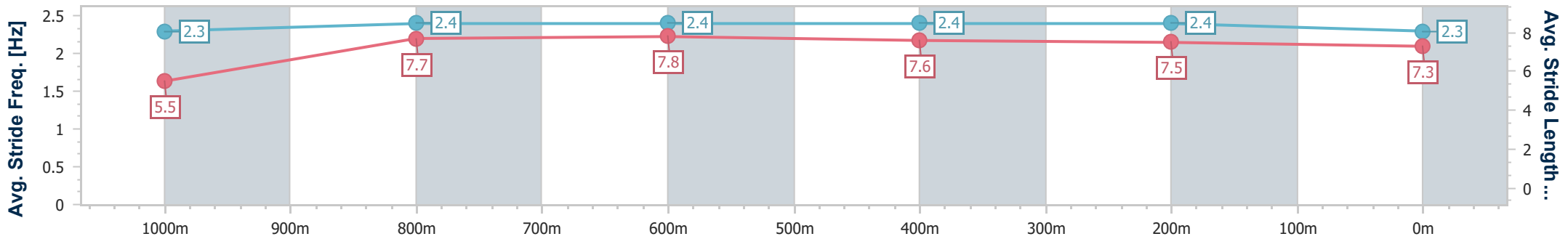
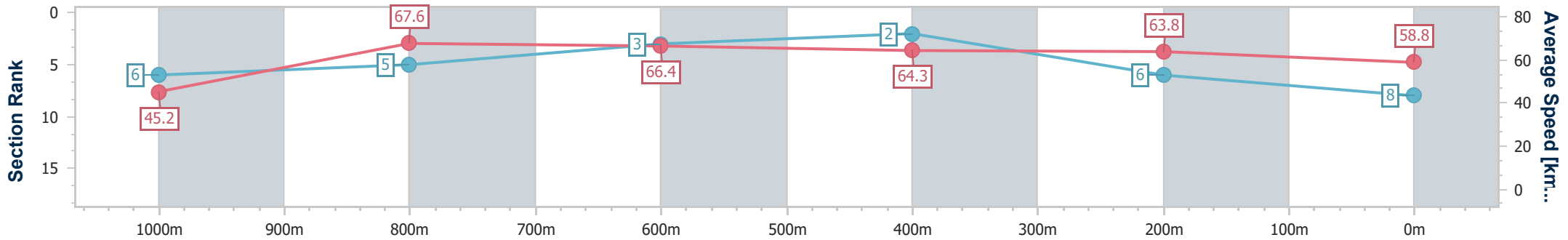
15 November 2023 - 15:42

Track Rating: Good 4, Weather: Fine, Rail Position: 8 metres Entire Course.



BRISBANE RACING CLUB

Section	Overall	1000m	800m	600m	400m	200m
Section Times	1:05.56 [8] (0:08.78)	0:56.78 [6] (0:10.69)	0:46.09 [5] (0:11.03)	0:35.06 [3] (0:11.43)	0:23.63 [2] (0:11.37)	0:12.26 [6] (0:12.26)
Average Speed [km/h]	45.2	67.6	66.4	64.3	63.8	58.8
Top Speed [km/h]	63.6	69.3	67.1	65.4	65.6	62.2
Avg. Dist. to Rail [m]	6.6	2.9	3.0	3.9	6.1	5.8
Avg. Stride Freq. [Hz]	2.3	2.4	2.4	2.4	2.4	2.3
Avg. Stride Length [m]	5.5	7.7	7.8	7.6	7.5	7.3



- [] Ranking at each section and finish
- .-.- No data available at this section
- NA No data available



Horse/Jockey Name	Gemmayze
Final Rank	9
Fastest Section Time (Section)	0:08.93 (Overall)
Top Speed [km/h] (Section)	67.1 (800m)
Race State	Finished



Doomben QLD Professional

Race 5: XXXX GOLD Maiden Handicap - 1110m

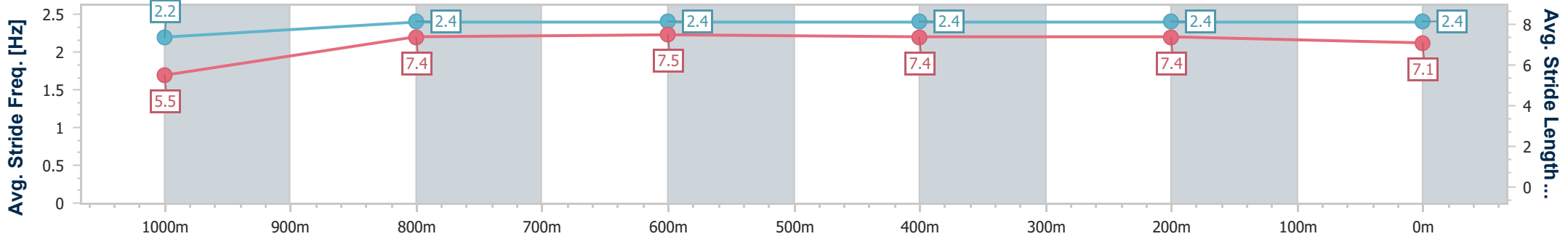
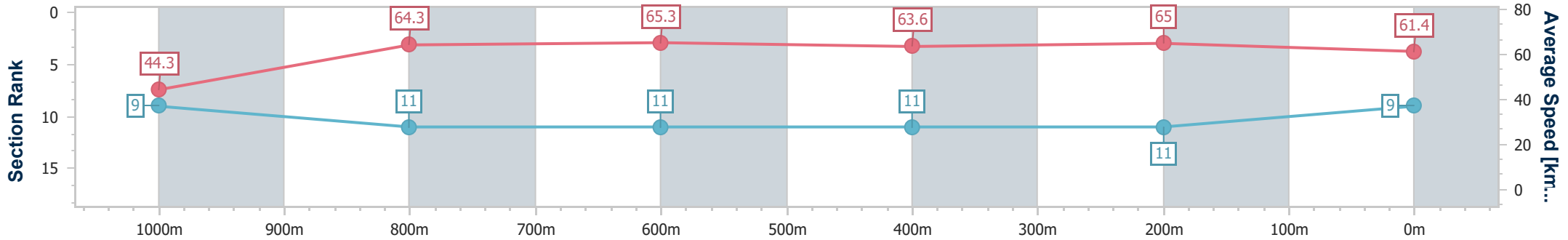
15 November 2023 - 15:42

Track Rating: Good 4, Weather: Fine, Rail Position: 8 metres Entire Course.



BRISBANE RACING CLUB

Section	Overall	1000m	800m	600m	400m	200m
Section Times	1:05.61 [9] (0:08.93)	0:56.68 [9] (0:11.24)	0:45.44 [11] (0:11.02)	0:34.42 [11] (0:11.50)	0:22.92 [11] (0:11.17)	0:11.75 [11] (0:11.75)
Average Speed [km/h]	44.3	64.3	65.3	63.6	65.0	61.4
Top Speed [km/h]	62.0	66.9	67.1	65.8	66.8	64.5
Avg. Dist. to Rail [m]	9.0	1.7	0.6	2.5	7.3	9.0
Avg. Stride Freq. [Hz]	2.2	2.4	2.4	2.4	2.4	2.4
Avg. Stride Length [m]	5.5	7.4	7.5	7.4	7.4	7.1



- [] Ranking at each section and finish
- .-.-.- No data available at this section
- NA No data available



Horse/Jockey Name	Heavenwood
Final Rank	10
Fastest Section Time (Section)	0:08.77 (Overall)
Top Speed [km/h] (Section)	67.5 (1000m)
Race State	Finished



Doomben QLD Professional

Race 5: XXXX GOLD Maiden Handicap - 1110m

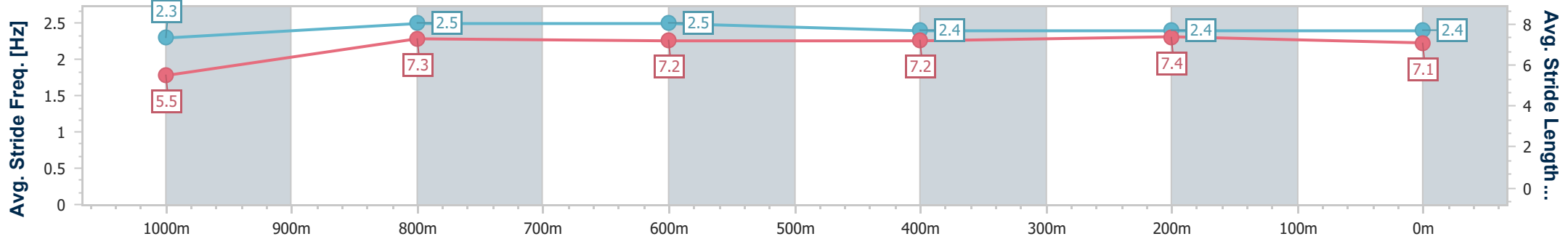
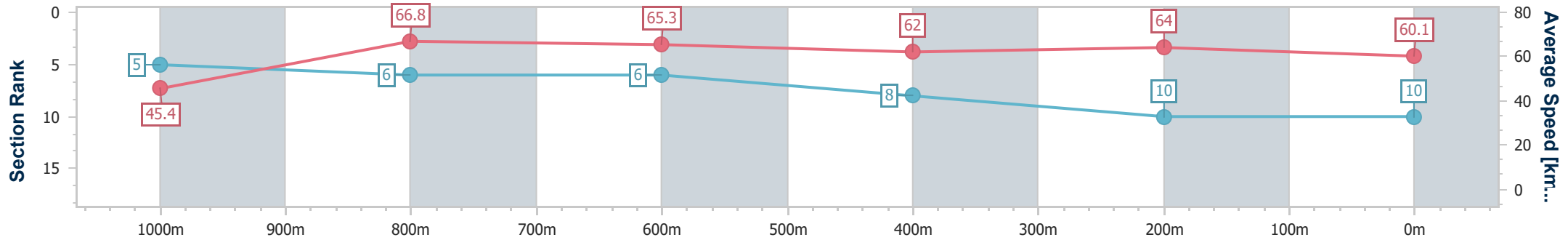
15 November 2023 - 15:42

Track Rating: Good 4, Weather: Fine, Rail Position: 8 metres Entire Course.



BRISBANE RACING CLUB

Section	Overall	1000m	800m	600m	400m	200m
Section Times	1:05.62 [10] (0:08.77)	0:56.85 [5] (0:10.84)	0:46.01 [6] (0:11.14)	0:34.87 [6] (0:11.63)	0:23.24 [8] (0:11.26)	0:11.98 [10] (0:11.98)
Average Speed [km/h]	45.4	66.8	65.3	62.0	64.0	60.1
Top Speed [km/h]	64.2	67.5	67.0	63.4	64.8	62.3
Avg. Dist. to Rail [m]	2.5	1.5	1.9	0.6	2.7	4.2
Avg. Stride Freq. [Hz]	2.3	2.5	2.5	2.4	2.4	2.4
Avg. Stride Length [m]	5.5	7.3	7.2	7.2	7.4	7.1



- [] Ranking at each section and finish
- .-.- No data available at this section
- NA No data available



Horse/Jockey Name	Bad Forest
Final Rank	11
Fastest Section Time (Section)	0:08.65 (Overall)
Top Speed [km/h] (Section)	68.3 (1000m)
Race State	Finished



Doomben QLD Professional

Race 5: XXXX GOLD Maiden Handicap - 1110m

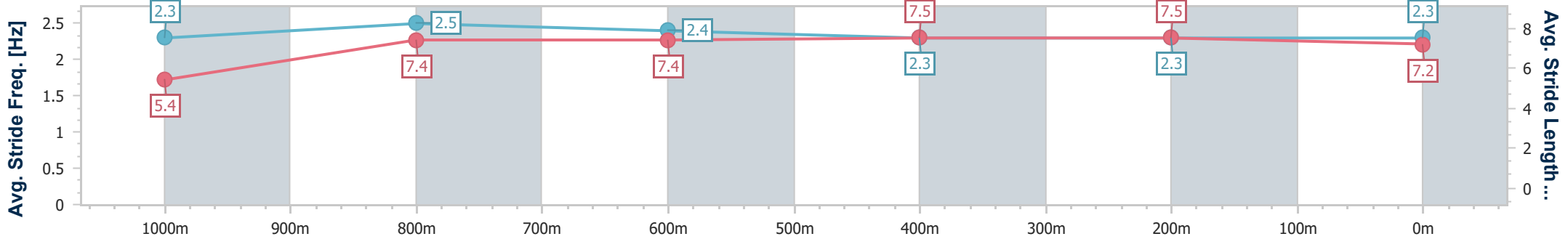
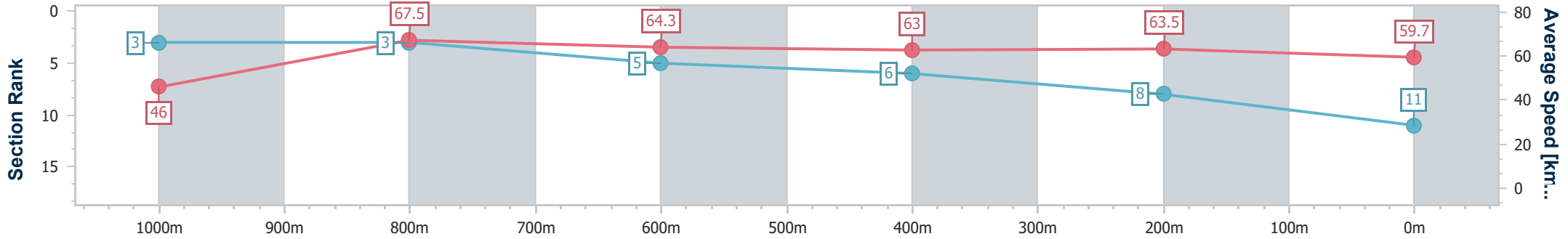
15 November 2023 - 15:42

Track Rating: Good 4, Weather: Fine, Rail Position: 8 metres Entire Course.



BRISBANE RACING CLUB

Section	Overall	1000m	800m	600m	400m	200m
Section Times	1:05.67 [11] (0:08.65)	0:57.02 [3] (0:10.72)	0:46.30 [3] (0:11.32)	0:34.98 [5] (0:11.52)	0:23.46 [6] (0:11.36)	0:12.10 [8] (0:12.10)
Average Speed [km/h]	46.0	67.5	64.3	63.0	63.5	59.7
Top Speed [km/h]	66.7	68.3	67.3	63.6	64.6	61.7
Avg. Dist. to Rail [m]	3.0	1.5	2.9	1.5	2.0	2.4
Avg. Stride Freq. [Hz]	2.3	2.5	2.4	2.3	2.3	2.3
Avg. Stride Length [m]	5.4	7.4	7.4	7.5	7.5	7.2



- [] Ranking at each section and finish
- .-.- No data available at this section
- NA No data available