



# Doomben QLD Professional

## Race 4: CASCADE Class 2 Handicap (4YO ONLY QTIS BONUSES APPLICABLE) - 1650m

15 November 2023 - 15:03



BRISBANE  
RACING CLUB

Track Rating: Good 4, Weather: Fine, Rail Position: 8 metres Entire Course.

Section		Overall	1400m	1200m	1000m	800m	600m	400m	Last 600m				
Field Times		1:39.07 (0:16.57)	1:22.50 (0:11.29)	1:11.21 (0:11.67)	0:59.54 (0:11.65)	0:47.89 (0:11.78)	0:36.11 (0:11.74)	0:24.37 (0:11.69)	0:36.11				
Rank	TAB Horse/Jockey	Barrier	Top Speed [km/h]	Fastest Section	Distance Travelled [m]								
1	5 PORKY Ryan Maloney	7	65.1	0:11.39	1:39.07 [1] (0:16.90)	1:22.17 [3] (0:11.39)	1:10.78 [3] (0:11.60)	0:59.18 [3] (0:11.46)	0:47.72 [2] (0:11.86)	0:35.86 [2] (0:11.71)	0:24.15 [2] (0:11.56)	0:35.86	
2	6 DARK CHILL Ben Thompson	3	65.4	0:11.31	1:39.19 [2] (0:17.32)	1:21.87 [6] (0:11.56)	1:10.31 [7] (0:11.46)	0:58.85 [7] (0:11.74)	0:47.11 [7] (0:11.88)	0:35.23 [7] (0:11.36)	0:23.87 [6] (0:11.31)	0:35.23	+11
3	3 PRIVATE BANKER Jaden Lloyd	1	66.4	0:11.29	1:39.25 [3] (0:16.57)	1:22.68 [1] (0:11.29)	1:11.39 [1] (0:11.67)	0:59.72 [1] (0:11.65)	0:48.07 [1] (0:11.78)	0:36.29 [1] (0:11.74)	0:24.55 [1] (0:11.69)	0:36.29	+2
4	2 NEVER GIVE UP James Orman	4	65.2	0:11.47	1:39.35 [4] (0:17.03)	1:22.32 [4] (0:11.47)	1:10.85 [4] (0:11.50)	0:59.35 [4] (0:11.75)	0:47.60 [4] (0:11.74)	0:35.86 [4] (0:11.74)	0:24.12 [4] (0:11.57)	0:35.86	+3
5	4 HOUSTON ROCKET Damien Thornton	2	65.9	0:11.31	1:39.40 [5] (0:17.48)	1:21.92 [8] (0:11.38)	1:10.54 [6] (0:11.38)	0:59.16 [6] (0:11.78)	0:47.38 [5] (0:11.74)	0:35.64 [5] (0:11.55)	0:24.09 [5] (0:11.31)	0:35.64	+1
6	7 HAPPISBURGH Martin Harley	6	66.6	0:11.34	1:39.41 [6] (0:17.42)	1:21.99 [7] (0:11.63)	1:10.36 [8] (0:11.43)	0:58.93 [8] (0:11.80)	0:47.13 [8] (0:11.70)	0:35.43 [8] (0:11.54)	0:23.89 [8] (0:11.34)	0:35.43	+4
7	1 BURNT BY BERNIE Bailey Wheeler	8	68.4	0:11.51	1:39.78 [7] (0:16.62)	1:23.16 [2] (0:11.51)	1:11.65 [2] (0:11.62)	1:00.03 [2] (0:11.70)	0:48.33 [3] (0:11.82)	0:36.51 [3] (0:11.83)	0:24.68 [3] (0:11.74)	0:36.51	+6
8	9 STAR CHANCE Kyle Wilson-Taylor	5	67.6	0:11.36	1:40.02 [8] (0:17.26)	1:22.76 [5] (0:11.36)	1:11.40 [5] (0:11.59)	0:59.81 [5] (0:11.85)	0:47.96 [6] (0:11.79)	0:36.17 [6] (0:11.52)	0:24.65 [7] (0:11.77)	0:36.17	+2

Scratched: Tambourine Man (#8)

[ ] Ranking at each section and finish  
 -:-:- No data available at this section  
 NA No data available

SCN Saddle cloth number  
 DNF Did not finish  
 DNT Did not track



**Doomben QLD Professional**  
**Race 4: CASCADE Class 2 Handicap (4YO ONLY QTIS BONUSES APPLICABLE) - 1650m**  
**15 November 2023 - 15:03**



Track Rating: Good 4, Weather: Fine, Rail Position: 8 metres Entire Course.

Section				200m				Last 600m	
Field Times				0:12.68 (0:12.68)				0:36.11	
Rank	TAB	Horse/Jockey	Barrier	Top Speed [km/h]	Fastest Section	Margin			Distance Travelled [m]
1	5	<b>PORKY</b> Ryan Maloney	7	65.1 Overall	0:11.39 1400m	0:12.59 [2] (0:12.59)	1:39.07		0:35.86
2	6	<b>DARK CHILL</b> Ben Thompson	3	65.4 600m	0:11.31 400m	0:12.56 [4] (0:12.56)	0.7L		0:35.23 +11
3	3	<b>PRIVATE BANKER</b> Jaden Lloyd	1	66.4 Overall	0:11.29 1400m	0:12.86 [1] (0:12.86)	1.07L		0:36.29 +2
4	2	<b>NEVER GIVE UP</b> James Orman	4	65.2 Overall	0:11.47 1400m	0:12.55 [5] (0:12.55)	1.66L		0:35.86 +3
5	4	<b>HOUSTON ROCKET</b> Damien Thornton	2	65.9 400m	0:11.31 400m	0:12.78 [3] (0:12.78)	1.93L		0:35.64 +1
6	7	<b>HAPPISBURGH</b> Martin Harley	6	66.6 Overall	0:11.34 400m	0:12.55 [7] (0:12.55)	2L		0:35.43 +4
7	1	<b>BURNT BY BERNIE</b> Bailey Wheeler	8	68.4 Overall	0:11.51 1400m	0:12.94 [6] (0:12.94)	4.19L		0:36.51 +6
8	9	<b>STAR CHANCE</b> Kyle Wilson-Taylor	5	67.6 1400m	0:11.36 1400m	0:12.88 [8] (0:12.88)	5.59L		0:36.17 +2

Scratched: Tambourine Man (#8)

[ ] Ranking at each section and finish  
 -:-:- No data available at this section  
 NA No data available

SCN Saddle cloth number  
 DNF Did not finish  
 DNT Did not track



Horse/Jockey Name	Porky
Final Rank	1
Fastest Section Time (Section)	0:11.39 (1400m)
Top Speed [km/h] (Section)	65.1 (Overall)
Race State	Finished



**Doomben QLD Professional**  
**Race 4: CASCADE Class 2 Handicap (4YO ONLY QTIS**  
**BONUSES APPLICABLE) - 1650m**

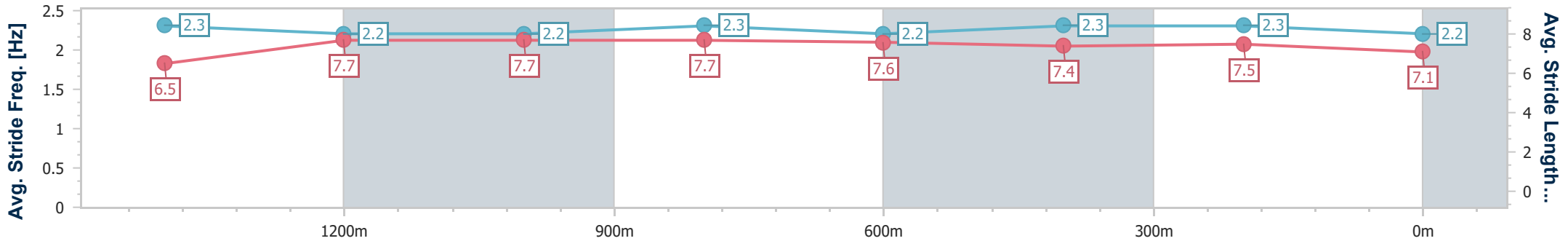
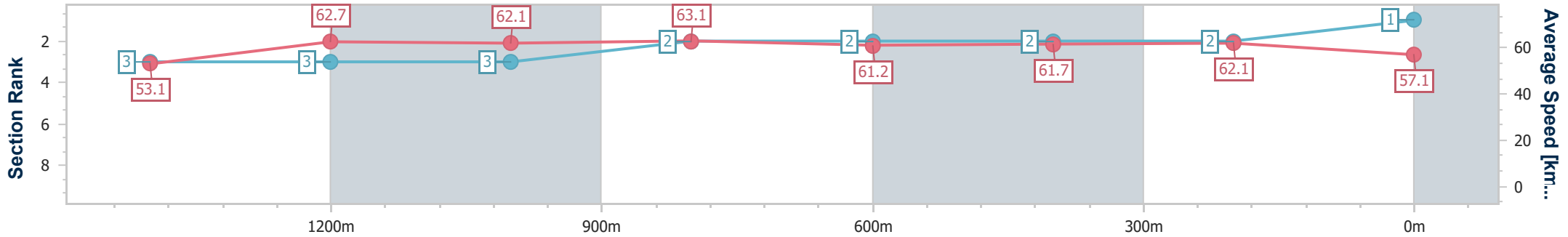


**BRISBANE**  
**RACING CLUB**

15 November 2023 - 15:03

Track Rating: Good 4, Weather: Fine, Rail Position: 8 metres Entire Course.

Section	Overall	1400m	1200m	1000m	800m	600m	400m	200m					
Section Times	1:39.07 [1] (0:16.90)	1:22.17 [3] (0:11.39)	1:10.78 [3] (0:11.60)	0:59.18 [3] (0:11.46)	0:47.72 [2] (0:11.86)	0:35.86 [2] (0:11.71)	0:24.15 [2] (0:11.56)	0:12.59 [2] (0:12.59)					
Average Speed [km/h]	53.1	62.7	62.1	63.1	61.2	61.7	62.1	57.1					
Top Speed [km/h]	65.1	63.5	63.1	64.1	61.8	62.5	62.8	60.0					
Avg. Dist. to Rail [m]	2.0	1.5	2.5	2.5	2.1	1.6	3.0	2.2					
Avg. Stride Freq. [Hz]	2.3	2.2	2.2	2.3	2.2	2.3	2.3	2.2					
Avg. Stride Length [m]	6.5	7.7	7.7	7.7	7.6	7.4	7.5	7.1					



- [ ] Ranking at each section and finish
- .-.- No data available at this section
- NA No data available



Horse/Jockey Name	Dark Chill
Final Rank	2
Fastest Section Time (Section)	0:11.31 (400m)
Top Speed [km/h] (Section)	65.4 (600m)
Race State	Finished



**Doomben QLD Professional**  
**Race 4: CASCADE Class 2 Handicap (4YO ONLY QTIS**  
**BONUSES APPLICABLE) - 1650m**

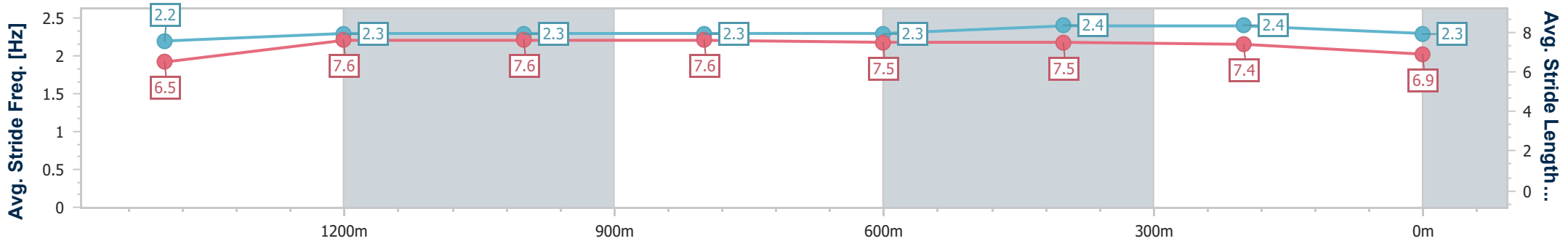
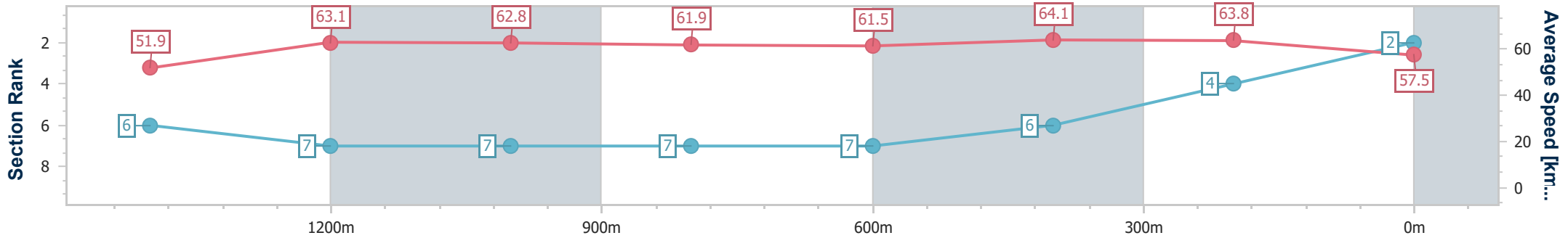
15 November 2023 - 15:03

Track Rating: Good 4, Weather: Fine, Rail Position: 8 metres Entire Course.



BRISBANE  
RACING CLUB

Section	Overall	1400m	1200m	1000m	800m	600m	400m	200m						
Section Times	1:39.19 [2] (0:17.32)	1:21.87 [6] (0:11.56)	1:10.31 [7] (0:11.46)	0:58.85 [7] (0:11.74)	0:47.11 [7] (0:11.88)	0:35.23 [7] (0:11.36)	0:23.87 [6] (0:11.31)	0:12.56 [4] (0:12.56)						
Average Speed [km/h]	51.9	63.1	62.8	61.9	61.5	64.1	63.8	57.5						
Top Speed [km/h]	64.4	65.3	64.1	62.6	62.9	65.4	65.1	61.2						
Avg. Dist. to Rail [m]	0.6	2.2	2.8	2.6	3.4	2.4	1.7	1.3						
Avg. Stride Freq. [Hz]	2.2	2.3	2.3	2.3	2.3	2.4	2.4	2.3						
Avg. Stride Length [m]	6.5	7.6	7.6	7.6	7.5	7.5	7.4	6.9						



- [ ] Ranking at each section and finish
- .-.- No data available at this section
- NA No data available



Horse/Jockey Name	Private Banker
Final Rank	3
Fastest Section Time (Section)	0:11.29 (1400m)
Top Speed [km/h] (Section)	66.4 (Overall)
Race State	Finished



**Doomben QLD Professional**  
**Race 4: CASCADE Class 2 Handicap (4YO ONLY QTIS**  
**BONUSES APPLICABLE) - 1650m**

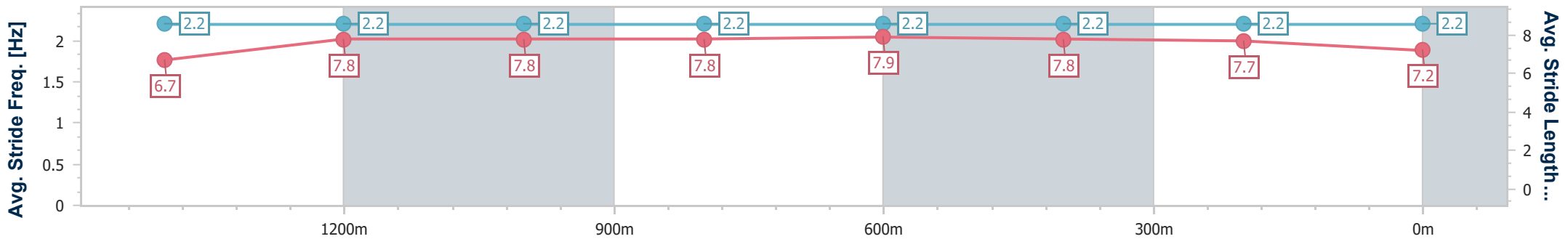
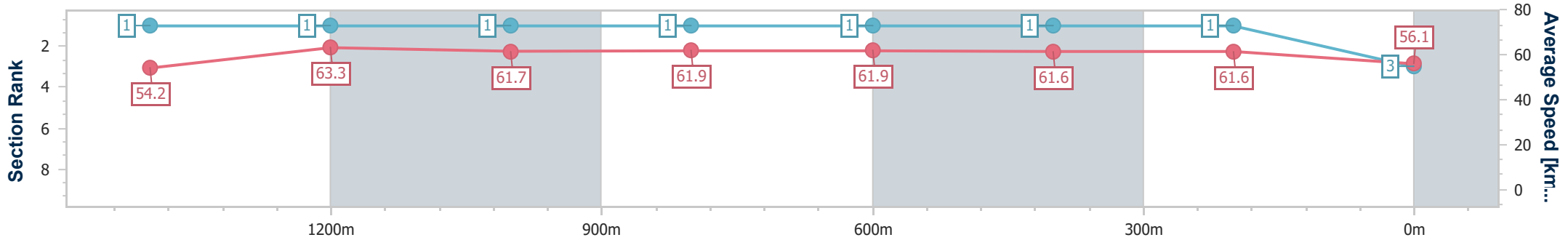
15 November 2023 - 15:03

Track Rating: Good 4, Weather: Fine, Rail Position: 8 metres Entire Course.



BRISBANE  
RACING CLUB

Section	Overall	1400m	1200m	1000m	800m	600m	400m	200m						
Section Times	1:39.25 [3] (0:16.57)	1:22.68 [1] (0:11.29)	1:11.39 [1] (0:11.67)	0:59.72 [1] (0:11.65)	0:48.07 [1] (0:11.78)	0:36.29 [1] (0:11.74)	0:24.55 [1] (0:11.69)	0:12.86 [1] (0:12.86)						
Average Speed [km/h]	54.2	63.3	61.7	61.9	61.9	61.6	61.6	56.1						
Top Speed [km/h]	66.4	64.5	62.7	63.0	62.5	62.2	62.7	59.7						
Avg. Dist. to Rail [m]	2.3	1.4	0.2	0.5	2.1	1.6	0.9	1.2						
Avg. Stride Freq. [Hz]	2.2	2.2	2.2	2.2	2.2	2.2	2.2	2.2						
Avg. Stride Length [m]	6.7	7.8	7.8	7.8	7.9	7.8	7.7	7.2						



- [ ] Ranking at each section and finish
- .-.- No data available at this section
- NA No data available



Horse/Jockey Name	Never Give Up
Final Rank	4
Fastest Section Time (Section)	0:11.47 (1400m)
Top Speed [km/h] (Section)	65.2 (Overall)
Race State	Finished



**Doomben QLD Professional**  
**Race 4: CASCADE Class 2 Handicap (4YO ONLY QTIS**  
**BONUSES APPLICABLE) - 1650m**

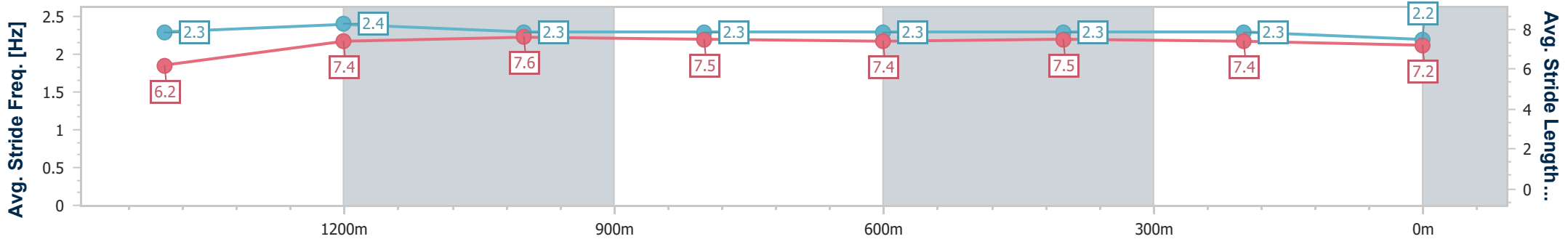
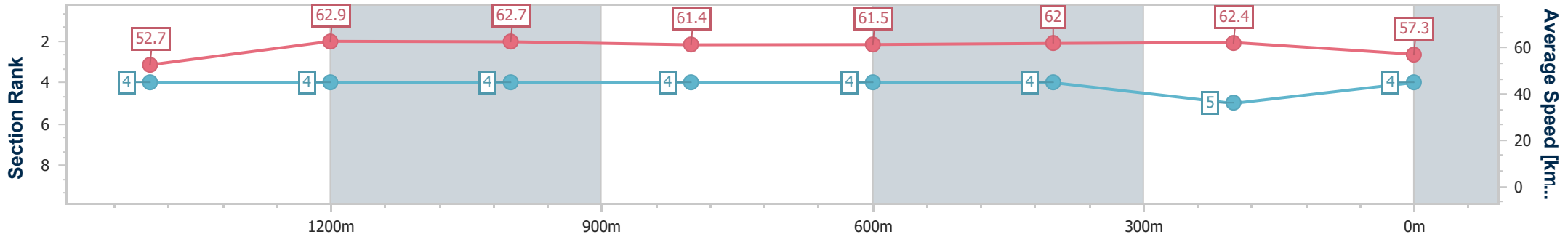


BRISBANE  
RACING CLUB

15 November 2023 - 15:03

Track Rating: Good 4, Weather: Fine, Rail Position: 8 metres Entire Course.

Section	Overall	1400m	1200m	1000m	800m	600m	400m	200m					
Section Times	1:39.35 [4] (0:17.03)	1:22.32 [4] (0:11.47)	1:10.85 [4] (0:11.50)	0:59.35 [4] (0:11.75)	0:47.60 [4] (0:11.74)	0:35.86 [4] (0:11.74)	0:24.12 [4] (0:11.57)	0:12.55 [5] (0:12.55)					
Average Speed [km/h]	52.7	62.9	62.7	61.4	61.5	62.0	62.4	57.3					
Top Speed [km/h]	65.2	64.6	63.5	62.4	62.4	62.8	64.4	61.5					
Avg. Dist. to Rail [m]	0.9	0.9	1.9	0.6	1.0	1.6	2.2	1.9					
Avg. Stride Freq. [Hz]	2.3	2.4	2.3	2.3	2.3	2.3	2.3	2.2					
Avg. Stride Length [m]	6.2	7.4	7.6	7.5	7.4	7.5	7.4	7.2					



- [ ] Ranking at each section and finish
- .-.- No data available at this section
- NA No data available



Horse/Jockey Name	Houston Rocket
Final Rank	5
Fastest Section Time (Section)	0:11.31 (400m)
Top Speed [km/h] (Section)	65.9 (400m)
Race State	Finished



**Doomben QLD Professional**  
**Race 4: CASCADE Class 2 Handicap (4YO ONLY QTIS**  
**BONUSES APPLICABLE) - 1650m**

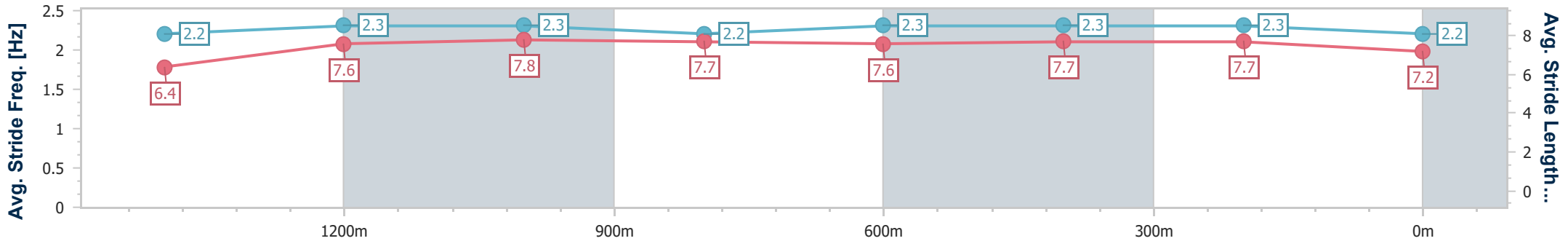
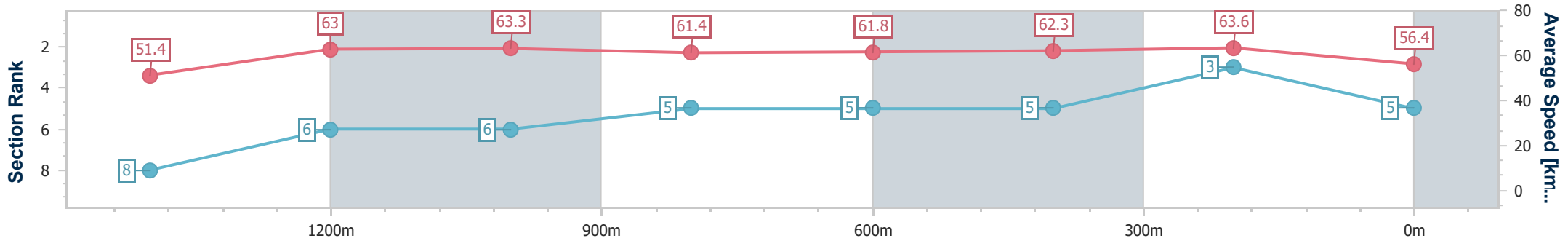


**BRISBANE**  
**RACING CLUB**

15 November 2023 - 15:03

Track Rating: Good 4, Weather: Fine, Rail Position: 8 metres Entire Course.

Section	Overall	1400m	1200m	1000m	800m	600m	400m	200m						
Section Times	1:39.40 [5] (0:17.48)	1:21.92 [8] (0:11.38)	1:10.54 [6] (0:11.38)	0:59.16 [6] (0:11.78)	0:47.38 [5] (0:11.74)	0:35.64 [5] (0:11.55)	0:24.09 [5] (0:11.31)	0:12.78 [3] (0:12.78)						
Average Speed [km/h]	51.4	63.0	63.3	61.4	61.8	62.3	63.6	56.4						
Top Speed [km/h]	63.7	64.9	64.0	62.8	62.7	63.2	65.9	60.2						
Avg. Dist. to Rail [m]	1.5	0.9	1.8	2.1	1.3	0.3	0.5	0.4						
Avg. Stride Freq. [Hz]	2.2	2.3	2.3	2.2	2.3	2.3	2.3	2.2						
Avg. Stride Length [m]	6.4	7.6	7.8	7.7	7.6	7.7	7.7	7.2						



- [ ] Ranking at each section and finish
- .-.- No data available at this section
- NA No data available



Horse/Jockey Name	Happisburgh
Final Rank	6
Fastest Section Time (Section)	0:11.34 (400m)
Top Speed [km/h] (Section)	66.6 (Overall)
Race State	Finished



**Doomben QLD Professional**  
**Race 4: CASCADE Class 2 Handicap (4YO ONLY QTIS**  
**BONUSES APPLICABLE) - 1650m**

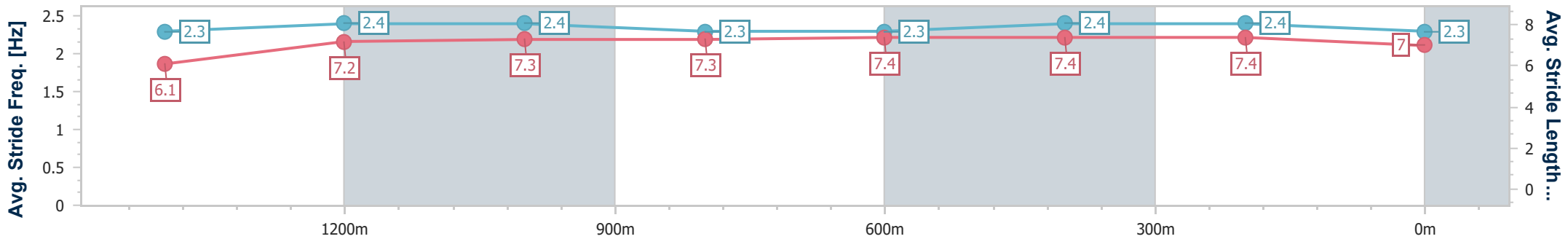
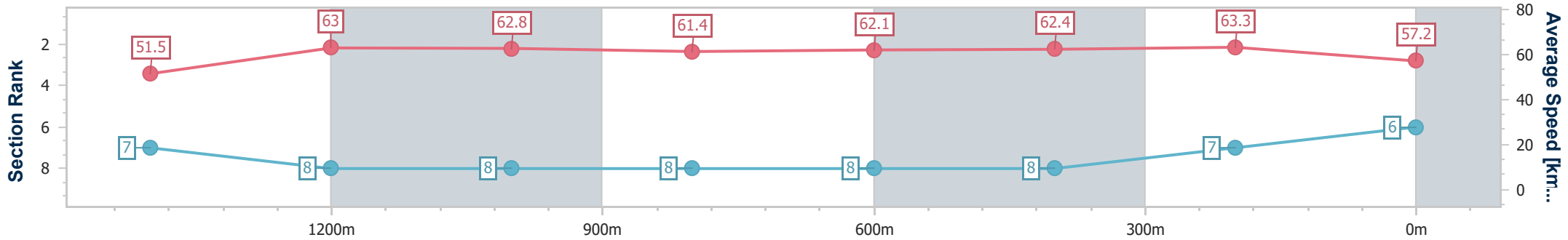


15 November 2023 - 15:03

BRISBANE  
RACING CLUB

Track Rating: Good 4, Weather: Fine, Rail Position: 8 metres Entire Course.

Section	Overall	1400m	1200m	1000m	800m	600m	400m	200m						
Section Times	1:39.41 [6] (0:17.42)	1:21.99 [7] (0:11.63)	1:10.36 [8] (0:11.43)	0:58.93 [8] (0:11.80)	0:47.13 [8] (0:11.70)	0:35.43 [8] (0:11.54)	0:23.89 [8] (0:11.34)	0:12.55 [7] (0:12.55)						
Average Speed [km/h]	51.5	63.0	62.8	61.4	62.1	62.4	63.3	57.2						
Top Speed [km/h]	66.6	66.6	64.4	62.8	63.1	64.4	64.4	62.1						
Avg. Dist. to Rail [m]	0.8	2.7	2.9	2.0	1.6	1.3	2.9	2.8						
Avg. Stride Freq. [Hz]	2.3	2.4	2.4	2.3	2.3	2.4	2.4	2.3						
Avg. Stride Length [m]	6.1	7.2	7.3	7.3	7.4	7.4	7.4	7.0						



- [ ] Ranking at each section and finish
- .-.- No data available at this section
- NA No data available





Horse/Jockey Name	Burnt By Bernie
Final Rank	7
Fastest Section Time (Section)	0:11.51 (1400m)
Top Speed [km/h] (Section)	68.4 (Overall)
Race State	Finished



**Doomben QLD Professional**  
**Race 4: CASCADE Class 2 Handicap (4YO ONLY QTIS BONUSES APPLICABLE) - 1650m**

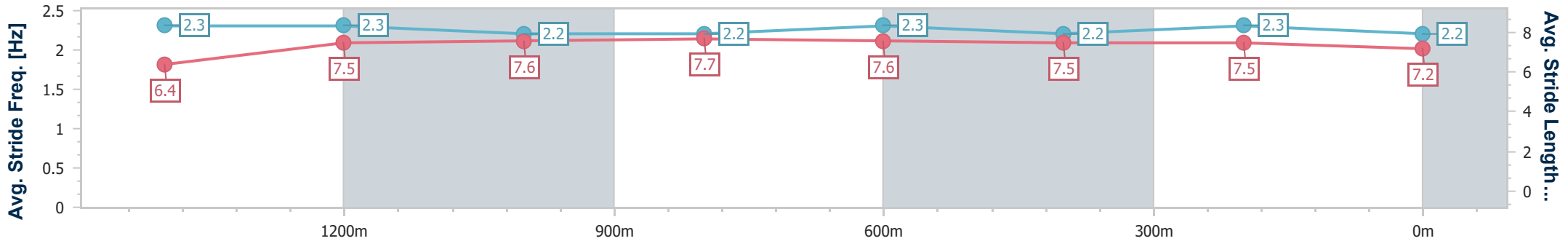
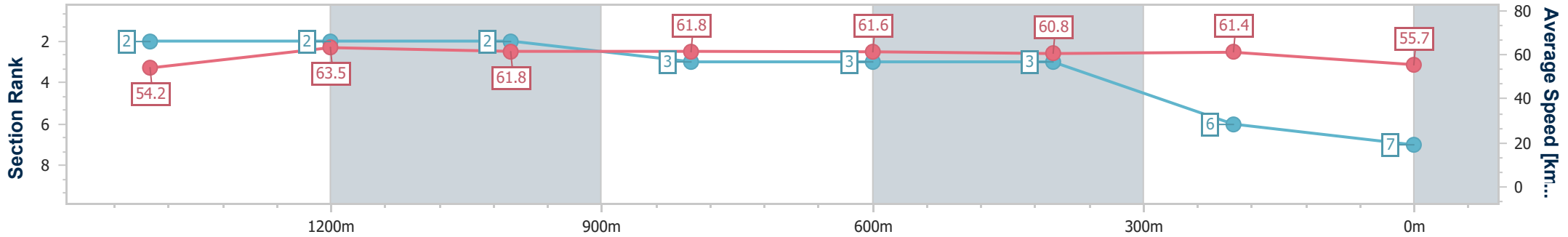
15 November 2023 - 15:03

Track Rating: Good 4, Weather: Fine, Rail Position: 8 metres Entire Course.



BRISBANE RACING CLUB

Section	Overall	1400m	1200m	1000m	800m	600m	400m	200m						
Section Times	1:39.78 [7] (0:16.62)	1:23.16 [2] (0:11.51)	1:11.65 [2] (0:11.62)	1:00.03 [2] (0:11.70)	0:48.33 [3] (0:11.82)	0:36.51 [3] (0:11.83)	0:24.68 [3] (0:11.74)	0:12.94 [6] (0:12.94)						
Average Speed [km/h]	54.2	63.5	61.8	61.8	61.6	60.8	61.4	55.7						
Top Speed [km/h]	68.4	65.3	63.4	62.8	62.1	61.6	62.8	58.7						
Avg. Dist. to Rail [m]	3.3	2.0	2.7	1.7	1.6	0.6	0.5	0.7						
Avg. Stride Freq. [Hz]	2.3	2.3	2.2	2.2	2.3	2.2	2.3	2.2						
Avg. Stride Length [m]	6.4	7.5	7.6	7.7	7.6	7.5	7.5	7.2						



- [ ] Ranking at each section and finish
- .-.- No data available at this section
- NA No data available



Horse/Jockey Name	Star Chance
Final Rank	8
Fastest Section Time (Section)	0:11.36 (1400m)
Top Speed [km/h] (Section)	67.6 (1400m)
Race State	Finished



**Doomben QLD Professional**  
**Race 4: CASCADE Class 2 Handicap (4YO ONLY QTIS**  
**BONUSES APPLICABLE) - 1650m**

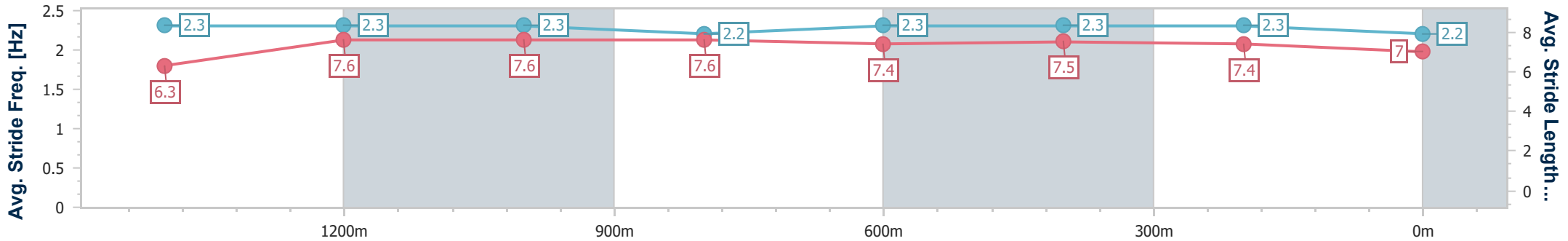
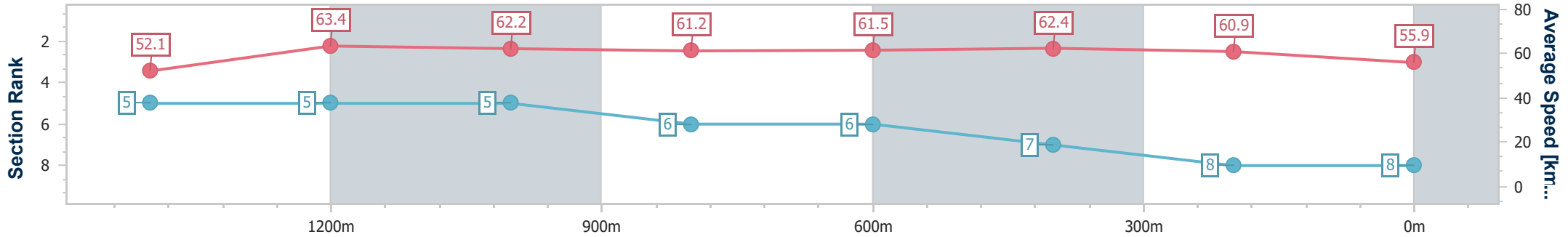
15 November 2023 - 15:03

Track Rating: Good 4, Weather: Fine, Rail Position: 8 metres Entire Course.



BRISBANE  
RACING CLUB

Section	Overall	1400m	1200m	1000m	800m	600m	400m	200m						
Section Times	1:40.02 [8] (0:17.26)	1:22.76 [5] (0:11.36)	1:11.40 [5] (0:11.59)	0:59.81 [5] (0:11.85)	0:47.96 [6] (0:11.79)	0:36.17 [6] (0:11.52)	0:24.65 [7] (0:11.77)	0:12.88 [8] (0:12.88)						
Average Speed [km/h]	52.1	63.4	62.2	61.2	61.5	62.4	60.9	55.9						
Top Speed [km/h]	66.9	67.6	62.8	61.8	62.0	63.4	61.9	60.1						
Avg. Dist. to Rail [m]	0.9	0.6	2.6	2.8	1.4	1.1	0.9	1.2						
Avg. Stride Freq. [Hz]	2.3	2.3	2.3	2.2	2.3	2.3	2.3	2.2						
Avg. Stride Length [m]	6.3	7.6	7.6	7.6	7.4	7.5	7.4	7.0						



- [ ] Ranking at each section and finish
- .-.- No data available at this section
- NA No data available