



Doomben QLD Professional

Race 10: BRC ASCOT SUNSETS SERIES BENCHMARK 78 Handicap - 1350m

11 November 2023 - 17:45



BRISBANE
RACING CLUB

Track Rating: Soft 5, Weather: Fine, Rail Position: +2m Entire

Section		Overall	1200m	1000m	800m	600m	400m	Last 600m				
Field Times		1:19.91 (0:10.69)	1:09.22 (0:10.78)	0:58.44 (0:11.24)	0:47.20 (0:11.93)	0:35.27 (0:12.13)	0:23.14 (0:11.59)	0:35.27				
Rank	TAB Horse/Jockey	Barrier	Top Speed [km/h]	Fastest Section	Distance Travelled [m]							
1	11 THE DROVER Damien Thornton	5	66.8 1200m	0:10.91 1200m	1:19.91 [1] (0:11.12)	1:08.79 [6] (0:10.91)	0:57.88 [6] (0:11.35)	0:46.53 [7] (0:11.87)	0:34.66 [7] (0:11.94)	0:22.72 [6] (0:11.19)	0:34.66	
2	15 STORM THE FORTRESS Bailey Wheeler	8	67.9 1200m	0:10.93 1200m	1:20.28 [2] (0:10.94)	1:09.34 [5] (0:10.93)	0:58.41 [4] (0:11.29)	0:47.12 [5] (0:11.99)	0:35.13 [5] (0:11.90)	0:23.23 [4] (0:11.32)	0:35.13	+0
3	10 HAMLET VON SNITZEL Martin Harley	3	66.5 1200m	0:10.76 Overall	1:20.33 [3] (0:10.76)	1:09.57 [2] (0:11.04)	0:58.53 [3] (0:11.19)	0:47.34 [3] (0:11.83)	0:35.51 [2] (0:12.09)	0:23.42 [2] (0:11.56)	0:35.51	-4
4	2 ZUMA CALIFORNIA Justin Stanley	6	68.0 1200m	0:10.69 Overall	1:20.38 [4] (0:10.69)	1:09.69 [1] (0:10.83)	0:58.86 [2] (0:11.34)	0:47.52 [2] (0:12.10)	0:35.42 [3] (0:12.03)	0:23.39 [3] (0:11.37)	0:35.42	-3
5	9 CLYDE Marnu Potgieter	2	67.2 400m	0:11.10 1200m	1:20.39 [5] (0:11.15)	1:09.24 [8] (0:11.10)	0:58.14 [9] (0:11.38)	0:46.76 [9] (0:12.00)	0:34.76 [10] (0:11.71)	0:23.05 [9] (0:11.14)	0:34.76	+5
6	14 ALLEZ ZOU Robbie Dolan	9	66.2 1200m	0:11.01 1200m	1:20.51 [6] (0:11.24)	1:09.27 [10] (0:11.01)	0:58.26 [8] (0:11.31)	0:46.95 [8] (0:11.81)	0:35.14 [8] (0:11.86)	0:23.28 [7] (0:11.49)	0:35.14	+3
7	8 WOLF MOON Kirk Matheson	13	67.8 1200m	0:10.92 Overall	1:20.57 [7] (0:10.92)	1:09.65 [4] (0:10.96)	0:58.69 [5] (0:11.28)	0:47.41 [4] (0:11.91)	0:35.50 [4] (0:12.04)	0:23.46 [5] (0:11.64)	0:35.50	+10
8	3 STARZAM Cejay Graham	1	67.1 1200m	0:10.93 1200m	1:20.63 [8] (0:11.13)	1:09.50 [7] (0:10.93)	0:58.57 [7] (0:11.19)	0:47.38 [6] (0:11.94)	0:35.44 [6] (0:12.04)	0:23.40 [7] (0:11.48)	0:35.44	-1
9	5 PATTON Justin Huxtable	15	67.9 1200m	0:10.96 1200m	1:20.83 [9] (0:11.40)	1:09.43 [11] (0:10.96)	0:58.47 [11] (0:11.27)	0:47.20 [9] (0:11.99)	0:35.21 [9] (0:11.99)	0:23.22 [11] (0:11.38)	0:35.21	+0
10	12 VINASTA Ben Thompson	10	65.7 400m	0:11.10 1200m	1:20.90 [10] (0:11.23)	1:09.67 [9] (0:11.10)	0:58.57 [10] (0:11.48)	0:47.09 [11] (0:11.94)	0:35.15 [11] (0:11.73)	0:23.42 [10] (0:11.36)	0:35.15	+1

Scratched: Bullion Boy (#16), Azzareach (#1), Sha Of Gomer (#7), Pentito (#6), Collay's Spirit (#13)

[] Ranking at each section and finish
 -:-:- No data available at this section
 NA No data available

SCN Saddle cloth number
 DNF Did not finish
 DNT Did not track



Doomben QLD Professional
Race 10: BRC ASCOT SUNSETS SERIES BENCHMARK 78 Handicap - 1350m
11 November 2023 - 17:45



Track Rating: Soft 5, Weather: Fine, Rail Position: +2m Entire

Section	Overall	1200m	1000m	800m	600m	400m	Last 600m
Field Times	1:19.91 (0:10.69)	1:09.22 (0:10.78)	0:58.44 (0:11.24)	0:47.20 (0:11.93)	0:35.27 (0:12.13)	0:23.14 (0:11.59)	0:35.27

Rank	TAB	Horse/Jockey	Barrier	Top Speed [km/h]	Fastest Section	Overall	1200m	1000m	800m	600m	400m	Last 600m	Distance Travelled [m]
11	4	BOLD WARRIOR	4	68.4	0:10.69	1:21.45 [11]	1:10.67 [3]	0:59.98 [1]	0:48.74 [1]	0:36.81 [1]	0:24.68 [1]	0:36.81	-3
		Samantha Collett		1200m	1200m	(0:10.78)	(0:10.69)	(0:11.24)	(0:11.93)	(0:12.13)	(0:11.85)		

Scratched: Bullion Boy (#16), Azzareach (#1), Sha Of Gomer (#7), Pentito (#6), Collay's Spirit (#13)

[] Ranking at each section and finish
 -:--:-- No data available at this section
 NA No data available

SCN Saddle cloth number
 DNF Did not finish
 DNT Did not track



Doomben QLD Professional

Race 10: BRC ASCOT SUNSETS SERIES BENCHMARK 78 Handicap - 1350m

11 November 2023 - 17:45



BRISBANE
RACING CLUB

Track Rating: Soft 5, Weather: Fine, Rail Position: +2m Entire

Section				200m				Last 600m		
Field Times				0:11.55 (0:11.55)				0:35.27		
Rank	TAB	Horse/Jockey	Barrier	Top Speed [km/h]	Fastest Section	Margin			Distance Travelled [m]	
1	11	THE DROVER Damien Thornton	5	66.8 1200m	0:10.91 1200m	0:11.53 [3] (0:11.53)	1:19.91		0:34.66	
2	15	STORM THE FORTRESS Bailey Wheeler	8	67.9 1200m	0:10.93 1200m	0:11.91 [2] (0:11.91)	2.22L		0:35.13	+0
3	10	HAMLET VON SNITZEL Martin Harley	3	66.5 1200m	0:10.76 Overall	0:11.86 [4] (0:11.86)	2.49L		0:35.51	-4
4	2	ZUMA CALIFORNIA Justin Stanley	6	68.0 1200m	0:10.69 Overall	0:12.02 [1] (0:12.02)	2.79L		0:35.42	-3
5	9	CLYDE Marnu Potgieter	2	67.2 400m	0:11.10 1200m	0:11.91 [5] (0:11.91)	2.83L		0:34.76	+5
6	14	ALLEZ ZOU Robbie Dolan	9	66.2 1200m	0:11.01 1200m	0:11.79 [8] (0:11.79)	3.55L		0:35.14	+3
7	8	WOLF MOON Kirk Matheson	13	67.8 1200m	0:10.92 Overall	0:11.82 [9] (0:11.82)	3.88L		0:35.50	+10
8	3	STARZAM Cejay Graham	1	67.1 1200m	0:10.93 1200m	0:11.92 [7] (0:11.92)	4.26L		0:35.44	-1
9	5	PATTON Justin Huxtable	15	67.9 1200m	0:10.96 1200m	0:11.84 [11] (0:11.84)	5.44L		0:35.21	+0
10	12	VINASTA Ben Thompson	10	65.7 400m	0:11.10 1200m	0:12.06 [10] (0:12.06)	5.83L		0:35.15	+1

Scratched: Bullion Boy (#16), Azzareach (#1), Sha Of Gomer (#7), Pentito (#6), Collay's Spirit (#13)

Report Created: Sat 11 November 2023 18:17 GMT (Note: Timing is based on position data)

Page 3/15

[] Ranking at each section and finish
 -:-:- No data available at this section
 NA No data available

SCN Saddle cloth number
 DNF Did not finish
 DNT Did not track

data processed by **TRIPLES DATA**



Doomben QLD Professional
Race 10: BRC ASCOT SUNSETS SERIES BENCHMARK 78 Handicap - 1350m
11 November 2023 - 17:45



Track Rating: Soft 5, Weather: Fine, Rail Position: +2m Entire

Section		200m		Last 600m				
Field Times		0:11.55 (0:11.55)		0:35.27				
Rank	TAB Horse/Jockey	Barrier	Top Speed [km/h]	Fastest Section	Margin	Distance Travelled [m]		
11	4 BOLD WARRIOR	4	68.4	0:10.69	0:12.83 [6]	9.1L	0:36.81	-3
	Samantha Collett		1200m	1200m	(0:12.83)			

Scratched: Bullion Boy (#16), Azzareach (#1), Sha Of Gomer (#7), Pentito (#6), Collay's Spirit (#13)

[] Ranking at each section and finish
 -:-:- No data available at this section
 NA No data available

SCN Saddle cloth number
 DNF Did not finish
 DNT Did not track



Horse/Jockey Name	The Drover
Final Rank	1
Fastest Section Time (Section)	0:10.91 (1200m)
Top Speed [km/h] (Section)	66.8 (1200m)
Race State	Finished

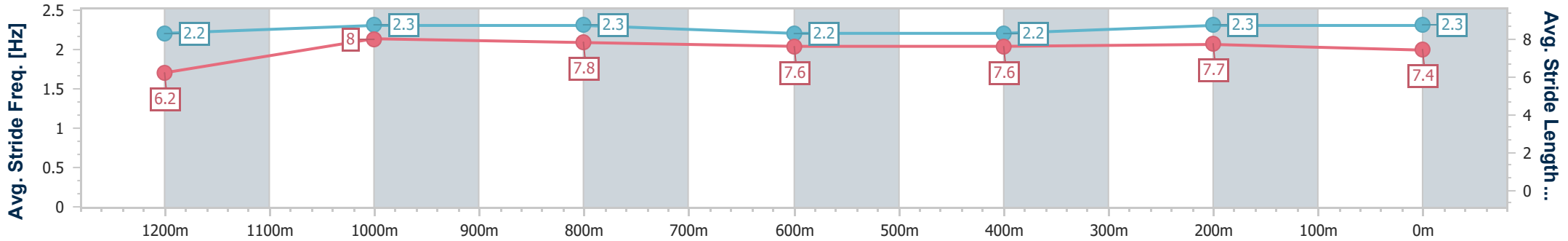
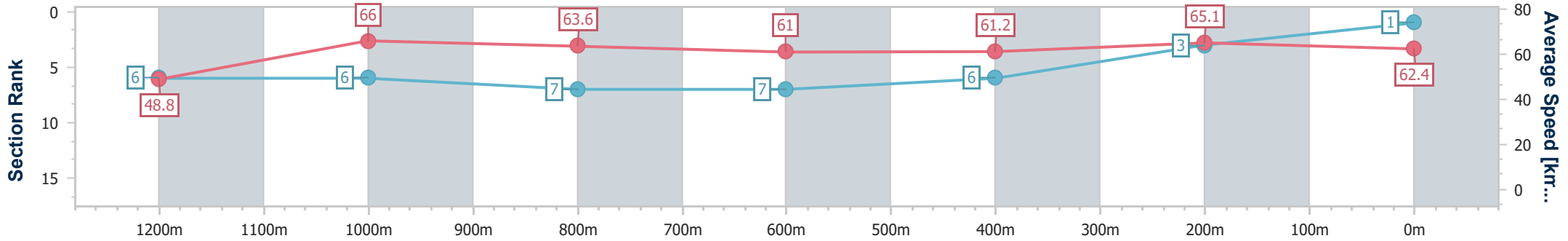


Doomben QLD Professional
Race 10: BRC ASCOT SUNSETS SERIES BENCHMARK 78
Handicap - 1350m
11 November 2023 - 17:45
Track Rating: Soft 5, Weather: Fine, Rail Position: +2m Entire



BRISBANE
RACING CLUB

Section	Overall	1200m	1000m	800m	600m	400m	200m
Section Times	1:19.91 [1] (0:11.12)	1:08.79 [6] (0:10.91)	0:57.88 [6] (0:11.35)	0:46.53 [7] (0:11.87)	0:34.66 [7] (0:11.94)	0:22.72 [6] (0:11.19)	0:11.53 [3] (0:11.53)
Average Speed [km/h]	48.8	66.0	63.6	61.0	61.2	65.1	62.4
Top Speed [km/h]	65.6	66.8	65.7	61.9	63.4	66.4	65.1
Avg. Dist. to Rail [m]	6.4	2.9	1.8	1.5	2.6	6.0	5.7
Avg. Stride Freq. [Hz]	2.2	2.3	2.3	2.2	2.2	2.3	2.3
Avg. Stride Length [m]	6.2	8.0	7.8	7.6	7.6	7.7	7.4



- [] Ranking at each section and finish
- .-.- No data available at this section
- NA No data available



Horse/Jockey Name	Storm The Fortress
Final Rank	2
Fastest Section Time (Section)	0:10.93 (1200m)
Top Speed [km/h] (Section)	67.9 (1200m)
Race State	Finished

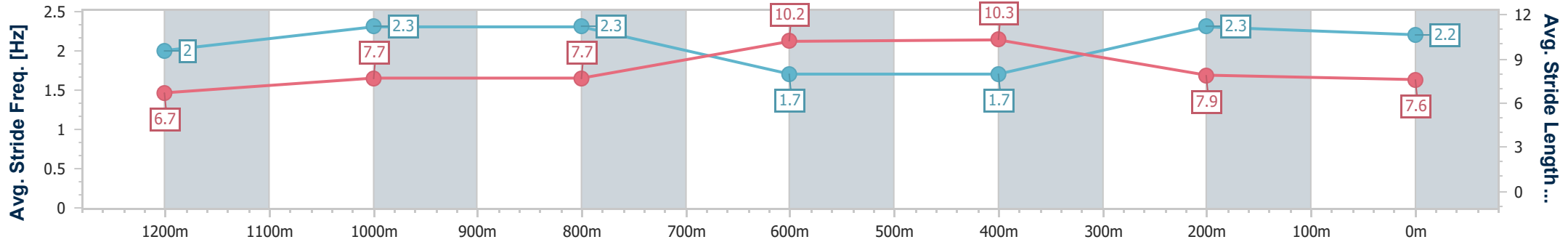
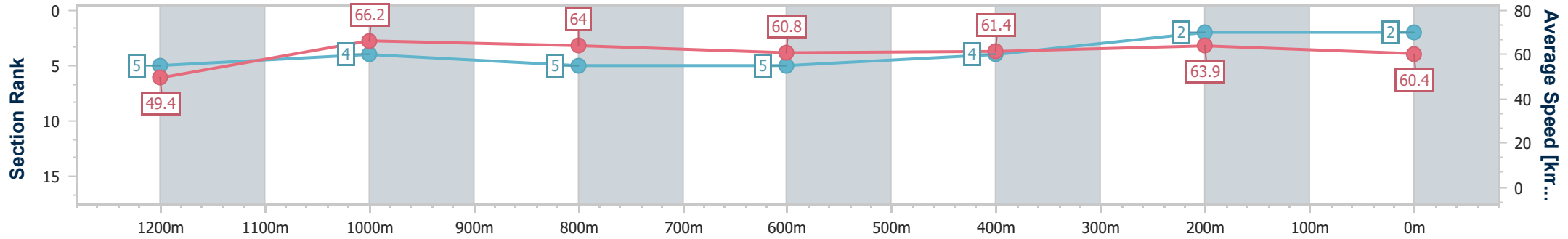


Doomben QLD Professional
Race 10: BRC ASCOT SUNSETS SERIES BENCHMARK 78
Handicap - 1350m
11 November 2023 - 17:45
Track Rating: Soft 5, Weather: Fine, Rail Position: +2m Entire



BRISBANE
RACING CLUB

Section	Overall	1200m	1000m	800m	600m	400m	200m
Section Times	1:20.28 [2] (0:10.94)	1:09.34 [5] (0:10.93)	0:58.41 [4] (0:11.29)	0:47.12 [5] (0:11.99)	0:35.13 [5] (0:11.90)	0:23.23 [4] (0:11.32)	0:11.91 [2] (0:11.91)
Average Speed [km/h]	49.4	66.2	64.0	60.8	61.4	63.9	60.4
Top Speed [km/h]	65.4	67.9	66.7	61.6	62.5	66.1	63.5
Avg. Dist. to Rail [m]	8.3	5.0	2.5	2.5	2.5	3.8	5.0
Avg. Stride Freq. [Hz]	2.0	2.3	2.3	1.7	1.7	2.3	2.2
Avg. Stride Length [m]	6.7	7.7	7.7	10.2	10.3	7.9	7.6



- [] Ranking at each section and finish
- .-.- No data available at this section
- NA No data available



Horse/Jockey Name	Hamlet Von Snitzel
Final Rank	3
Fastest Section Time (Section)	0:10.76 (Overall)
Top Speed [km/h] (Section)	66.5 (1200m)
Race State	Finished

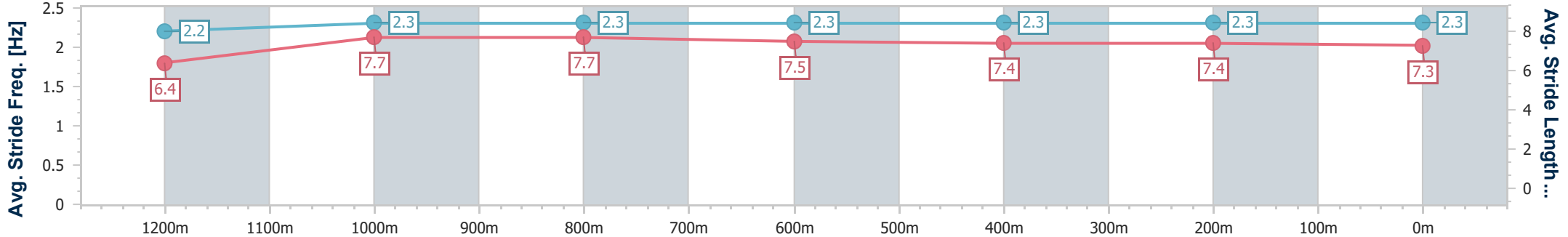
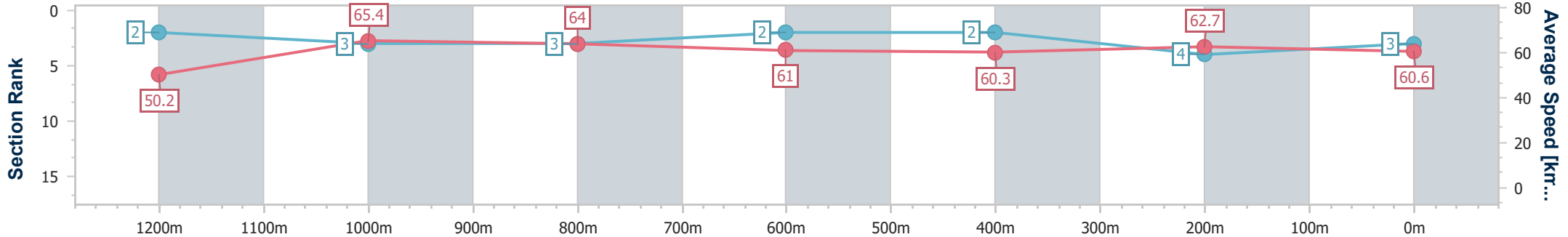


Doomben QLD Professional
Race 10: BRC ASCOT SUNSETS SERIES BENCHMARK 78
Handicap - 1350m
11 November 2023 - 17:45
Track Rating: Soft 5, Weather: Fine, Rail Position: +2m Entire



BRISBANE
RACING CLUB

Section	Overall	1200m	1000m	800m	600m	400m	200m
Section Times	1:20.33 [3] (0:10.76)	1:09.57 [2] (0:11.04)	0:58.53 [3] (0:11.19)	0:47.34 [3] (0:11.83)	0:35.51 [2] (0:12.09)	0:23.42 [2] (0:11.56)	0:11.86 [4] (0:11.86)
Average Speed [km/h]	50.2	65.4	64.0	61.0	60.3	62.7	60.6
Top Speed [km/h]	63.8	66.5	65.6	61.7	61.5	64.9	62.7
Avg. Dist. to Rail [m]	5.0	1.2	1.2	0.8	2.2	4.1	4.3
Avg. Stride Freq. [Hz]	2.2	2.3	2.3	2.3	2.3	2.3	2.3
Avg. Stride Length [m]	6.4	7.7	7.7	7.5	7.4	7.4	7.3



- [] Ranking at each section and finish
- .-.- No data available at this section
- NA No data available



Horse/Jockey Name	Zuma California
Final Rank	4
Fastest Section Time (Section)	0:10.69 (Overall)
Top Speed [km/h] (Section)	68.0 (1200m)
Race State	Finished

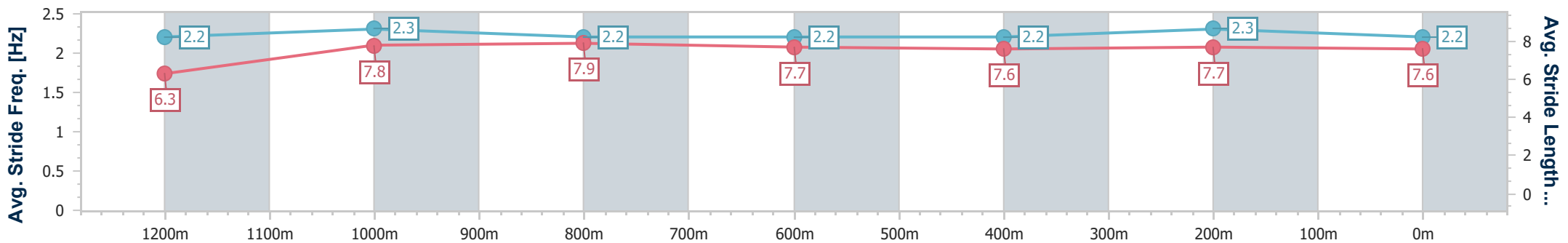
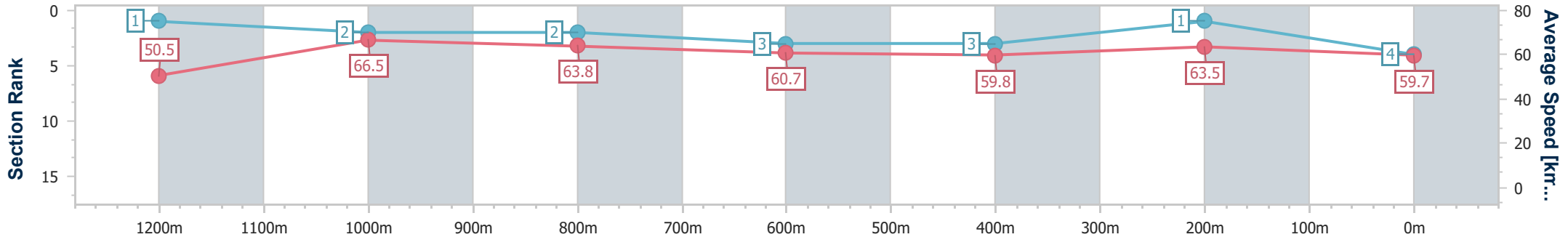


Doomben QLD Professional
Race 10: BRC ASCOT SUNSETS SERIES BENCHMARK 78
 Handicap - 1350m
 11 November 2023 - 17:45
 Track Rating: Soft 5, Weather: Fine, Rail Position: +2m Entire



BRISBANE
RACING CLUB

Section	Overall	1200m	1000m	800m	600m	400m	200m
Section Times	1:20.38 [4] (0:10.69)	1:09.69 [1] (0:10.83)	0:58.86 [2] (0:11.34)	0:47.52 [2] (0:12.10)	0:35.42 [3] (0:12.03)	0:23.39 [3] (0:11.37)	0:12.02 [1] (0:12.02)
Average Speed [km/h]	50.5	66.5	63.8	60.7	59.8	63.5	59.7
Top Speed [km/h]	65.7	68.0	67.0	61.7	61.2	65.4	63.7
Avg. Dist. to Rail [m]	7.3	2.7	2.1	2.8	0.9	1.1	0.4
Avg. Stride Freq. [Hz]	2.2	2.3	2.2	2.2	2.2	2.3	2.2
Avg. Stride Length [m]	6.3	7.8	7.9	7.7	7.6	7.7	7.6



- [] Ranking at each section and finish
- .-.- No data available at this section
- NA No data available



Horse/Jockey Name	Clyde
Final Rank	5
Fastest Section Time (Section)	0:11.10 (1200m)
Top Speed [km/h] (Section)	67.2 (400m)
Race State	Finished

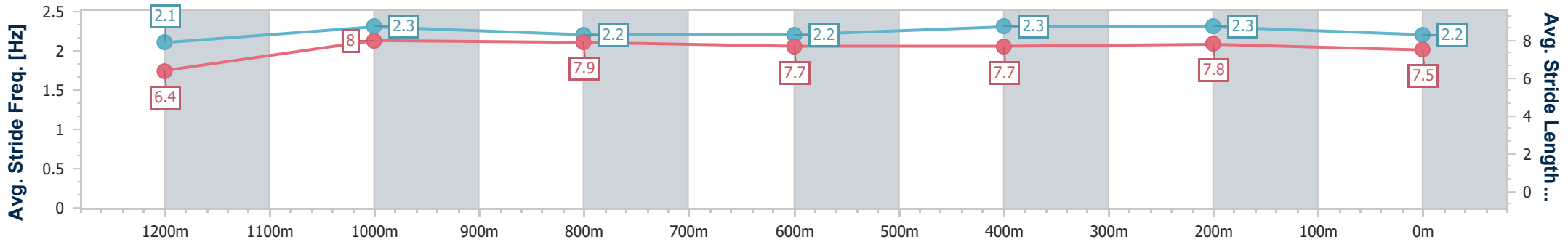
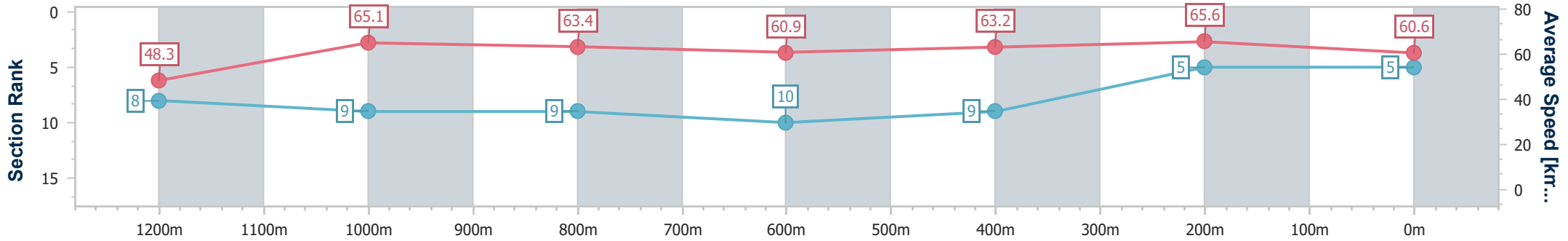


Doomben QLD Professional
Race 10: BRC ASCOT SUNSETS SERIES BENCHMARK 78
Handicap - 1350m
11 November 2023 - 17:45
Track Rating: Soft 5, Weather: Fine, Rail Position: +2m Entire



BRISBANE
RACING CLUB

Section	Overall	1200m	1000m	800m	600m	400m	200m
Section Times	1:20.39 [5] (0:11.15)	1:09.24 [8] (0:11.10)	0:58.14 [9] (0:11.38)	0:46.76 [9] (0:12.00)	0:34.76 [10] (0:11.71)	0:23.05 [9] (0:11.14)	0:11.91 [5] (0:11.91)
Average Speed [km/h]	48.3	65.1	63.4	60.9	63.2	65.6	60.6
Top Speed [km/h]	63.7	65.7	65.6	62.8	66.3	67.2	63.3
Avg. Dist. to Rail [m]	4.8	3.0	2.3	2.9	5.0	8.7	8.3
Avg. Stride Freq. [Hz]	2.1	2.3	2.2	2.2	2.3	2.3	2.2
Avg. Stride Length [m]	6.4	8.0	7.9	7.7	7.7	7.8	7.5



- [] Ranking at each section and finish
- .-.- No data available at this section
- NA No data available



Horse/Jockey Name	Allez Zou
Final Rank	6
Fastest Section Time (Section)	0:11.01 (1200m)
Top Speed [km/h] (Section)	66.2 (1200m)
Race State	Finished

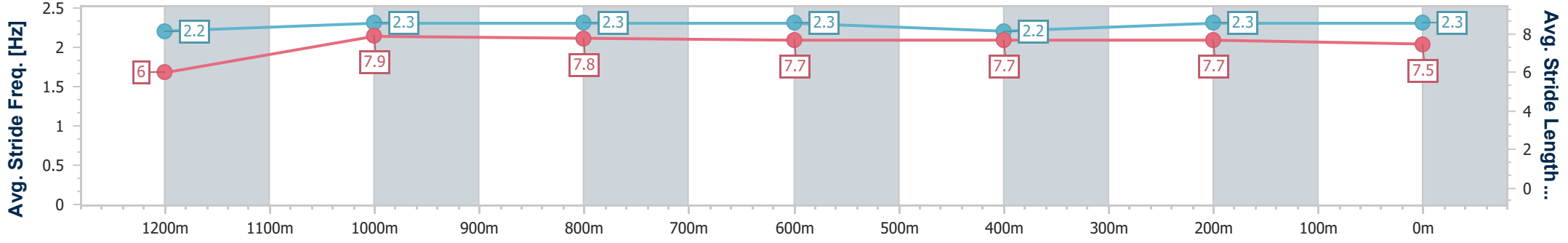
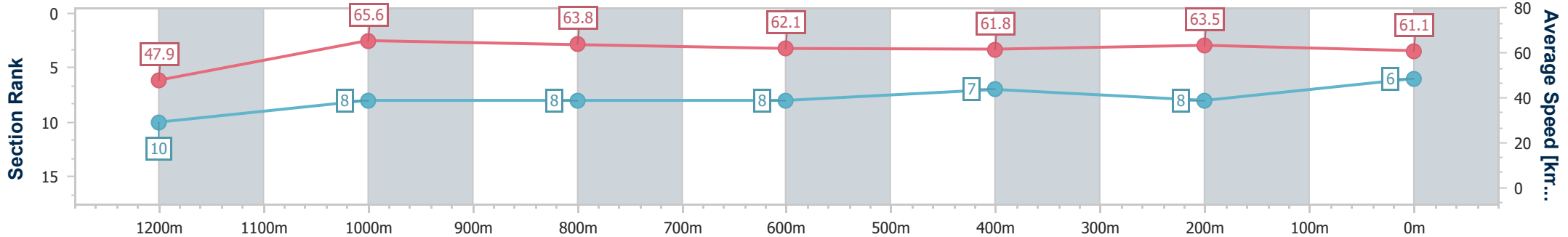


Doomben QLD Professional
Race 10: BRC ASCOT SUNSETS SERIES BENCHMARK 78
Handicap - 1350m
11 November 2023 - 17:45
Track Rating: Soft 5, Weather: Fine, Rail Position: +2m Entire



BRISBANE
RACING CLUB

Section	Overall	1200m	1000m	800m	600m	400m	200m
Section Times	1:20.51 [6] (0:11.24)	1:09.27 [10] (0:11.01)	0:58.26 [8] (0:11.31)	0:46.95 [8] (0:11.81)	0:35.14 [8] (0:11.86)	0:23.28 [7] (0:11.49)	0:11.79 [8] (0:11.79)
Average Speed [km/h]	47.9	65.6	63.8	62.1	61.8	63.5	61.1
Top Speed [km/h]	64.4	66.2	65.8	62.9	63.4	65.0	64.3
Avg. Dist. to Rail [m]	8.0	3.1	1.6	3.3	3.5	7.5	8.8
Avg. Stride Freq. [Hz]	2.2	2.3	2.3	2.3	2.2	2.3	2.3
Avg. Stride Length [m]	6.0	7.9	7.8	7.7	7.7	7.7	7.5



- [] Ranking at each section and finish
- .-.- No data available at this section
- NA No data available



Horse/Jockey Name	Wolf Moon
Final Rank	7
Fastest Section Time (Section)	0:10.92 (Overall)
Top Speed [km/h] (Section)	67.8 (1200m)
Race State	Finished

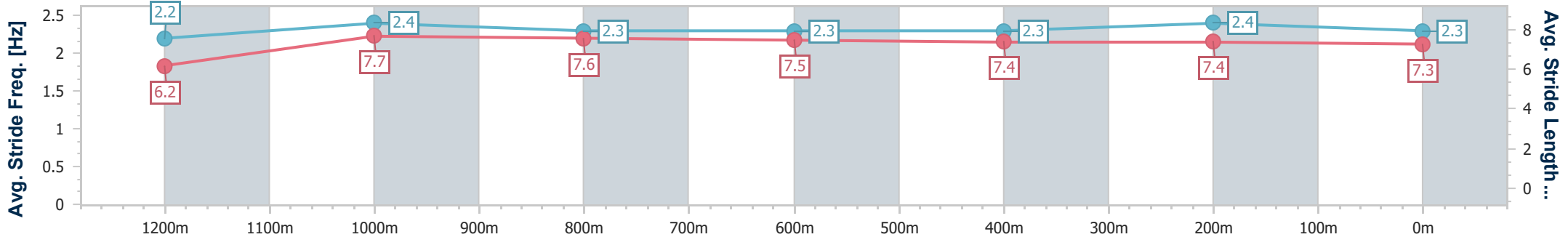
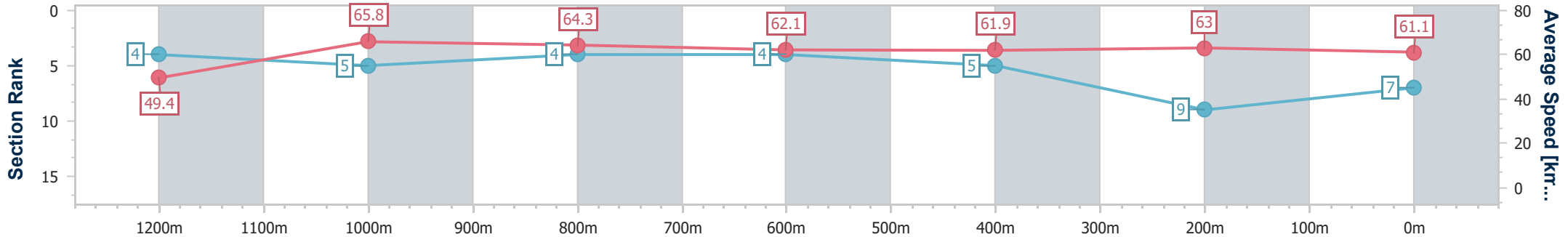


Doomben QLD Professional
Race 10: BRC ASCOT SUNSETS SERIES BENCHMARK 78
Handicap - 1350m
11 November 2023 - 17:45
Track Rating: Soft 5, Weather: Fine, Rail Position: +2m Entire



BRISBANE
RACING CLUB

Section	Overall	1200m	1000m	800m	600m	400m	200m
Section Times	1:20.57 [7] (0:10.92)	1:09.65 [4] (0:10.96)	0:58.69 [5] (0:11.28)	0:47.41 [4] (0:11.91)	0:35.50 [4] (0:12.04)	0:23.46 [5] (0:11.64)	0:11.82 [9] (0:11.82)
Average Speed [km/h]	49.4	65.8	64.3	62.1	61.9	63.0	61.1
Top Speed [km/h]	64.9	67.8	65.9	62.9	63.5	63.9	64.0
Avg. Dist. to Rail [m]	11.8	6.1	3.2	4.9	6.3	9.9	9.0
Avg. Stride Freq. [Hz]	2.2	2.4	2.3	2.3	2.3	2.4	2.3
Avg. Stride Length [m]	6.2	7.7	7.6	7.5	7.4	7.4	7.3



- [] Ranking at each section and finish
- .-.- No data available at this section
- NA No data available



Horse/Jockey Name	Starzam
Final Rank	8
Fastest Section Time (Section)	0:10.93 (1200m)
Top Speed [km/h] (Section)	67.1 (1200m)
Race State	Finished

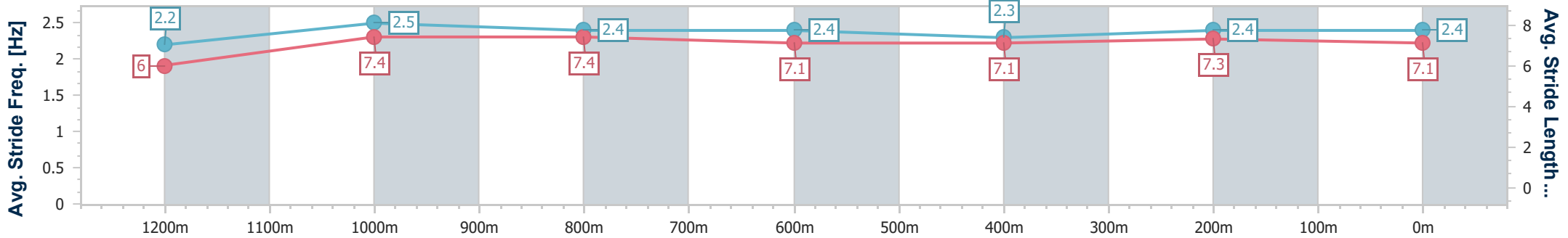
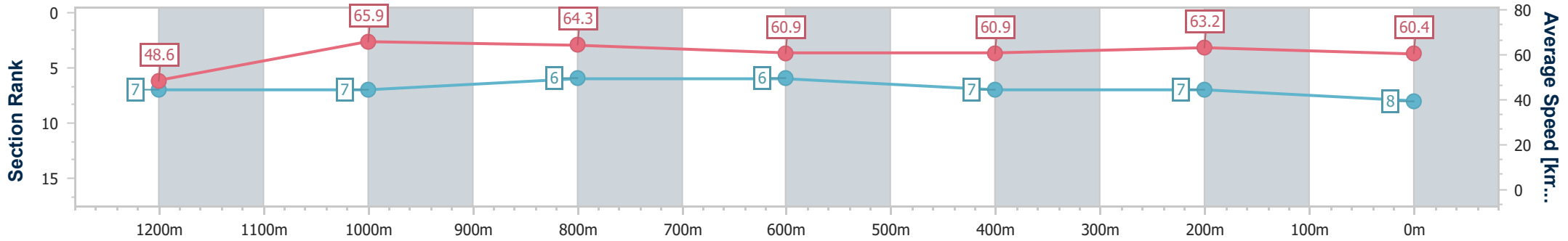


Doomben QLD Professional
Race 10: BRC ASCOT SUNSETS SERIES BENCHMARK 78
Handicap - 1350m
11 November 2023 - 17:45
Track Rating: Soft 5, Weather: Fine, Rail Position: +2m Entire



BRISBANE
RACING CLUB

Section	Overall	1200m	1000m	800m	600m	400m	200m
Section Times	1:20.63 [8] (0:11.13)	1:09.50 [7] (0:10.93)	0:58.57 [7] (0:11.19)	0:47.38 [6] (0:11.94)	0:35.44 [6] (0:12.04)	0:23.40 [7] (0:11.48)	0:11.92 [7] (0:11.92)
Average Speed [km/h]	48.6	65.9	64.3	60.9	60.9	63.2	60.4
Top Speed [km/h]	63.1	67.1	66.1	61.2	62.9	65.3	65.3
Avg. Dist. to Rail [m]	3.4	1.3	0.4	1.5	3.3	5.0	2.9
Avg. Stride Freq. [Hz]	2.2	2.5	2.4	2.4	2.3	2.4	2.4
Avg. Stride Length [m]	6.0	7.4	7.4	7.1	7.1	7.3	7.1



- [] Ranking at each section and finish
- .-.- No data available at this section
- NA No data available



Horse/Jockey Name	Patton
Final Rank	9
Fastest Section Time (Section)	0:10.96 (1200m)
Top Speed [km/h] (Section)	67.9 (1200m)
Race State	Finished

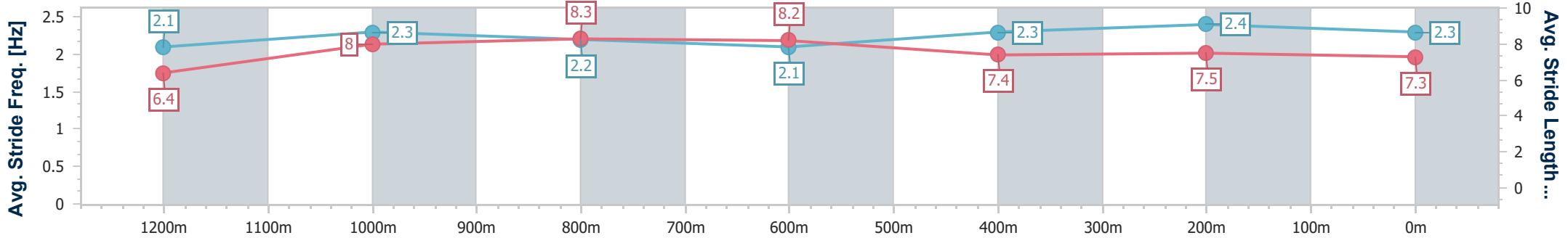
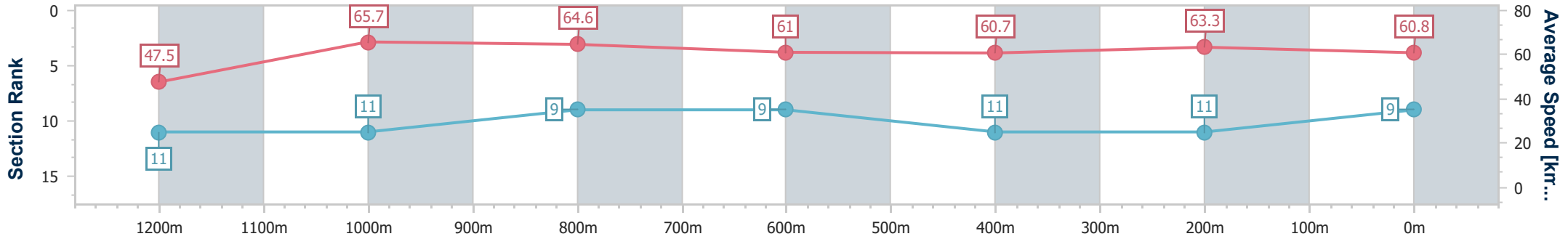


Doomben QLD Professional
Race 10: BRC ASCOT SUNSETS SERIES BENCHMARK 78
Handicap - 1350m
11 November 2023 - 17:45
Track Rating: Soft 5, Weather: Fine, Rail Position: +2m Entire



BRISBANE
RACING CLUB

Section	Overall	1200m	1000m	800m	600m	400m	200m
Section Times	1:20.83 [9] (0:11.40)	1:09.43 [11] (0:10.96)	0:58.47 [11] (0:11.27)	0:47.20 [9] (0:11.99)	0:35.21 [9] (0:11.99)	0:23.22 [11] (0:11.38)	0:11.84 [11] (0:11.84)
Average Speed [km/h]	47.5	65.7	64.6	61.0	60.7	63.3	60.8
Top Speed [km/h]	60.3	67.9	67.2	62.9	62.3	65.7	64.5
Avg. Dist. to Rail [m]	10.7	2.1	2.6	2.8	1.9	2.2	2.8
Avg. Stride Freq. [Hz]	2.1	2.3	2.2	2.1	2.3	2.4	2.3
Avg. Stride Length [m]	6.4	8.0	8.3	8.2	7.4	7.5	7.3



- [] Ranking at each section and finish
- .-.- No data available at this section
- NA No data available



Horse/Jockey Name	Vinasta
Final Rank	10
Fastest Section Time (Section)	0:11.10 (1200m)
Top Speed [km/h] (Section)	65.7 (400m)
Race State	Finished

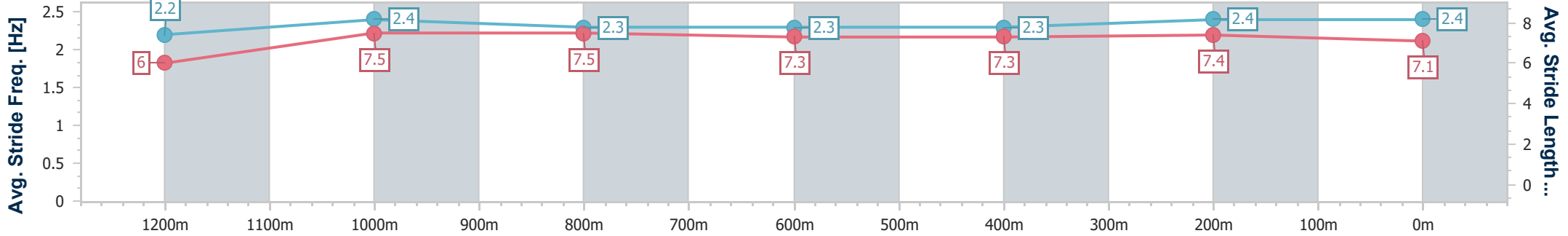
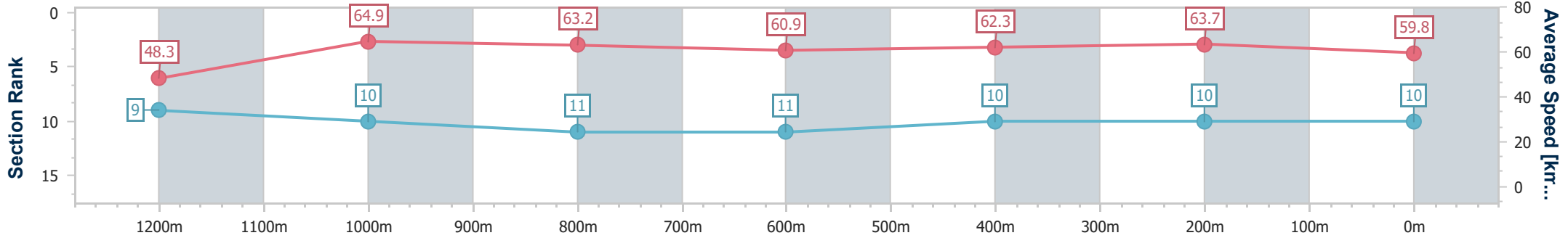


Doomben QLD Professional
Race 10: BRC ASCOT SUNSETS SERIES BENCHMARK 78
Handicap - 1350m
11 November 2023 - 17:45
Track Rating: Soft 5, Weather: Fine, Rail Position: +2m Entire



BRISBANE
RACING CLUB

Section	Overall	1200m	1000m	800m	600m	400m	200m
Section Times	1:20.90 [10] (0:11.23)	1:09.67 [9] (0:11.10)	0:58.57 [10] (0:11.48)	0:47.09 [11] (0:11.94)	0:35.15 [11] (0:11.73)	0:23.42 [10] (0:11.36)	0:12.06 [10] (0:12.06)
Average Speed [km/h]	48.3	64.9	63.2	60.9	62.3	63.7	59.8
Top Speed [km/h]	62.8	65.7	65.6	63.0	63.1	65.7	63.3
Avg. Dist. to Rail [m]	10.0	3.2	2.7	2.2	2.4	4.0	3.8
Avg. Stride Freq. [Hz]	2.2	2.4	2.3	2.3	2.3	2.4	2.4
Avg. Stride Length [m]	6.0	7.5	7.5	7.3	7.3	7.4	7.1



- [] Ranking at each section and finish
- .-.- No data available at this section
- NA No data available



Horse/Jockey Name	Bold Warrior
Final Rank	11
Fastest Section Time (Section)	0:10.69 (1200m)
Top Speed [km/h] (Section)	68.4 (1200m)
Race State	Finished

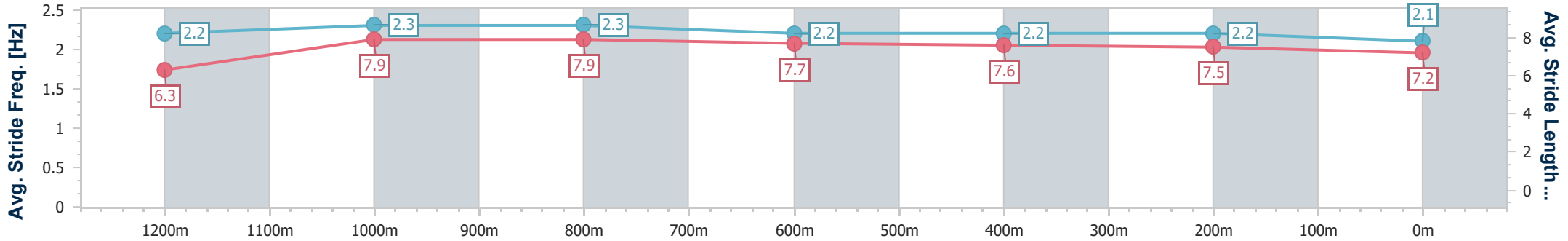
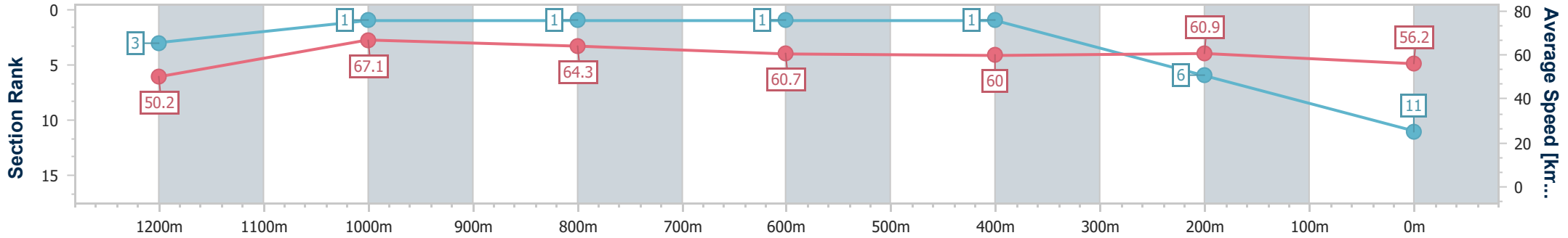


Doomben QLD Professional
Race 10: BRC ASCOT SUNSETS SERIES BENCHMARK 78
Handicap - 1350m
11 November 2023 - 17:45
Track Rating: Soft 5, Weather: Fine, Rail Position: +2m Entire



BRISBANE
RACING CLUB

Section	Overall	1200m	1000m	800m	600m	400m	200m
Section Times	1:21.45 [11] (0:10.78)	1:10.67 [3] (0:10.69)	0:59.98 [1] (0:11.24)	0:48.74 [1] (0:11.93)	0:36.81 [1] (0:12.13)	0:24.68 [1] (0:11.85)	0:12.83 [6] (0:12.83)
Average Speed [km/h]	50.2	67.1	64.3	60.7	60.0	60.9	56.2
Top Speed [km/h]	64.6	68.4	66.3	61.4	60.9	61.8	60.6
Avg. Dist. to Rail [m]	6.7	2.9	1.3	1.6	1.6	2.6	5.5
Avg. Stride Freq. [Hz]	2.2	2.3	2.3	2.2	2.2	2.2	2.1
Avg. Stride Length [m]	6.3	7.9	7.9	7.7	7.6	7.5	7.2



- [] Ranking at each section and finish
- .-.- No data available at this section
- NA No data available