



# Doomben QLD Professional

## Race 6: RTE CELEBRATING 20 YEARS Class 3 Plate - 1350m

11 November 2023 - 15:21



BRISBANE  
RACING CLUB

Track Rating: Soft 5, Weather: Fine, Rail Position: +2m Entire

Section												Last 600m				
Field Times		Overall	1200m	1000m	800m	600m	400m									
		1:19.95 (0:10.73)	1:09.22 (0:10.90)	0:58.32 (0:11.35)	0:46.97 (0:12.24)	0:34.73 (0:11.87)	0:22.86 (0:11.36)						0:34.73			
Rank	TAB	Horse/Jockey	Barrier	Top Speed [km/h]	Fastest Section											Distance Travelled [m]
1	15	TOJAKI Robbie Dolan	9	67.4 1200m	0:10.79 1200m	1:19.95 [1] (0:10.92)	1:09.03 [3] (0:10.79)	0:58.24 [2] (0:11.41)	0:46.83 [2] (0:12.27)	0:34.56 [2] (0:11.94)	0:22.62 [3] (0:11.16)	0:34.56				
2	2	CACOFONIX Jim Byrne	6	67.5 1200m	0:10.94 1200m	1:19.98 [2] (0:11.22)	1:08.76 [8] (0:10.94)	0:57.82 [6] (0:11.49)	0:46.33 [6] (0:12.16)	0:34.17 [6] (0:11.78)	0:22.39 [5] (0:10.98)	0:34.17	-1			
3	1	BLAKMAX Ryan Maloney	7	65.6 1200m	0:10.78 Overall	1:20.06 [3] (0:10.78)	1:09.28 [2] (0:11.07)	0:58.21 [3] (0:11.51)	0:46.70 [3] (0:12.20)	0:34.50 [3] (0:11.75)	0:22.75 [2] (0:11.20)	0:34.50	-1			
4	3	LARRIKIN ROGUE Michael Rodd	10	67.8 400m	0:10.90 400m	1:20.13 [4] (0:11.48)	1:08.65 [11] (0:11.00)	0:57.65 [10] (0:11.50)	0:46.15 [10] (0:12.09)	0:34.06 [10] (0:11.79)	0:22.27 [8] (0:10.90)	0:34.06	-2			
5	4	PENTITO Taylor Marshall	5	66.9 1200m	0:10.93 1200m	1:20.22 [5] (0:11.00)	1:09.22 [4] (0:10.93)	0:58.29 [4] (0:11.46)	0:46.83 [4] (0:12.24)	0:34.59 [4] (0:11.77)	0:22.82 [4] (0:11.26)	0:34.59	-4			
6	9	ARGYLE PINK Cejay Graham	2	67.1 1200m	0:10.73 Overall	1:20.30 [6] (0:10.73)	1:09.57 [1] (0:10.90)	0:58.67 [1] (0:11.35)	0:47.32 [1] (0:12.24)	0:35.08 [1] (0:11.87)	0:23.21 [1] (0:11.36)	0:35.08	-2			
7	11	PRINCESS RHAENYS Angela Jones	13	66.9 400m	0:10.99 400m	1:20.56 [7] (0:11.40)	1:09.16 [10] (0:11.30)	0:57.86 [11] (0:11.43)	0:46.43 [11] (0:12.20)	0:34.23 [12] (0:11.86)	0:22.37 [12] (0:10.99)	0:34.23	+1			
8	5	SERGEANT HULKA Ryan Wiggins	1	65.7 1200m	0:11.10 1200m	1:20.61 [8] (0:11.12)	1:09.49 [5] (0:11.10)	0:58.39 [7] (0:11.52)	0:46.87 [7] (0:12.12)	0:34.75 [7] (0:11.77)	0:22.98 [6] (0:11.19)	0:34.75	-7			
9	10	ARTS OBJECT Damien Thornton	15	66.2 1200m	0:11.15 1200m	1:21.14 [9] (0:11.16)	1:09.98 [7] (0:11.15)	0:58.83 [8] (0:11.44)	0:47.39 [8] (0:12.19)	0:35.20 [8] (0:11.95)	0:23.25 [9] (0:11.26)	0:35.20	+3			
10	14	SHEZADANDI Kyle Wilson-Taylor	12	66.2 1200m	0:11.20 1200m	1:21.28 [10] (0:11.55)	1:09.73 [12] (0:11.20)	0:58.53 [12] (0:11.42)	0:47.11 [12] (0:12.05)	0:35.06 [11] (0:11.89)	0:23.17 [11] (0:11.36)	0:35.06	-4			

Scratched: Bullion Boy (#8), Storm The Fortress (#7), Sha Of Gomer (#6)

[ ] Ranking at each section and finish  
 -:-:- No data available at this section  
 NA No data available

SCN Saddle cloth number  
 DNF Did not finish  
 DNT Did not track



# Doomben QLD Professional

## Race 6: RTE CELEBRATING 20 YEARS Class 3 Plate - 1350m

11 November 2023 - 15:21



BRISBANE  
RACING CLUB

Track Rating: Soft 5, Weather: Fine, Rail Position: +2m Entire

Section		Overall	1200m	1000m	800m	600m	400m	Last 600m				
Field Times		1:19.95 (0:10.73)	1:09.22 (0:10.90)	0:58.32 (0:11.35)	0:46.97 (0:12.24)	0:34.73 (0:11.87)	0:22.86 (0:11.36)	0:34.73				
Rank	TAB Horse/Jockey	Barrier	Top Speed [km/h]	Fastest Section	Distance Travelled [m]							
11	12 GOING TO THE SUN Sean Cormack	11	67.3 1200m	0:10.88 1200m	1:21.30 [11] (0:11.12)	1:10.18 [6] (0:10.88)	0:59.30 [5] (0:11.52)	0:47.78 [5] (0:12.24)	0:35.54 [5] (0:12.01)	0:23.53 [7] (0:11.64)	0:35.54	+2
12	13 OCEANA BLUE Samantha Collett	8	66.0 1200m	0:11.09 1200m	1:21.50 [12] (0:11.37)	1:10.13 [9] (0:11.09)	0:59.04 [9] (0:11.36)	0:47.68 [9] (0:12.17)	0:35.51 [9] (0:11.99)	0:23.52 [10] (0:11.47)	0:35.51	-2

Scratched: Bullion Boy (#8), Storm The Fortress (#7), Sha Of Gomer (#6)

[ ] Ranking at each section and finish  
 -:-:- No data available at this section  
 NA No data available

SCN Saddle cloth number  
 DNF Did not finish  
 DNT Did not track



# Doomben QLD Professional

## Race 6: RTE CELEBRATING 20 YEARS Class 3 Plate - 1350m

11 November 2023 - 15:21



BRISBANE  
RACING CLUB

Track Rating: Soft 5, Weather: Fine, Rail Position: +2m Entire

Section							200m			Last 600m
Field Times							0:11.50			0:34.73
Rank	TAB	Horse/Jockey	Barrier	Top Speed [km/h]	Fastest Section	Margin				Distance Travelled [m]
1	15	<b>TOJAKI</b> Robbie Dolan	9	67.4 1200m	0:10.79 1200m	0:11.46 [2] (0:11.46)	1:19.95			0:34.56
2	2	<b>CACOFONIX</b> Jim Byrne	6	67.5 1200m	0:10.94 1200m	0:11.41 [4] (0:11.41)	0.17L			0:34.17 -1
3	1	<b>BLAKMAX</b> Ryan Maloney	7	65.6 1200m	0:10.78 Overall	0:11.55 [3] (0:11.55)	0.66L			0:34.50 -1
4	3	<b>LARRIKIN ROGUE</b> Michael Rodd	10	67.8 400m	0:10.90 400m	0:11.37 [6] (0:11.37)	1.08L			0:34.06 -2
5	4	<b>PENTITO</b> Taylor Marshall	5	66.9 1200m	0:10.93 1200m	0:11.56 [5] (0:11.56)	1.64L			0:34.59 -4
6	9	<b>ARGYLE PINK</b> Cejay Graham	2	67.1 1200m	0:10.73 Overall	0:11.85 [1] (0:11.85)	2.07L			0:35.08 -2
7	11	<b>PRINCESS RHAENYS</b> Angela Jones	13	66.9 400m	0:10.99 400m	0:11.38 [9] (0:11.38)	3.61L			0:34.23 +1
8	5	<b>SERGEANT HULKA</b> Ryan Wiggins	1	65.7 1200m	0:11.10 1200m	0:11.79 [7] (0:11.79)	3.92L			0:34.75 -7
9	10	<b>ARTS OBJECT</b> Damien Thornton	15	66.2 1200m	0:11.15 1200m	0:11.99 [8] (0:11.99)	7.01L			0:35.20 +3
10	14	<b>SHEZADANDI</b> Kyle Wilson-Taylor	12	66.2 1200m	0:11.20 1200m	0:11.81 [12] (0:11.81)	7.87L			0:35.06 -4

Scratched: Bullion Boy (#8), Storm The Fortress (#7), Sha Of Gomer (#6)

[ ] Ranking at each section and finish  
 -:-:- No data available at this section  
 NA No data available

SCN Saddle cloth number  
 DNF Did not finish  
 DNT Did not track



# Doomben QLD Professional

## Race 6: RTE CELEBRATING 20 YEARS Class 3 Plate - 1350m

11 November 2023 - 15:21



BRISBANE  
RACING CLUB

Track Rating: Soft 5, Weather: Fine, Rail Position: +2m Entire

Section				200m				Last 600m	
Field Times				0:11.50 (0:11.50)				0:34.73	
Rank	TAB	Horse/Jockey	Barrier	Top Speed [km/h]	Fastest Section	Margin		Distance Travelled [m]	
11	12	GOING TO THE SUN	11	67.3	0:10.88	0:11.89 [10]	7.96L	0:35.54	+2
		Sean Cormack		1200m	1200m	(0:11.89)			
12	13	OCEANA BLUE	8	66.0	0:11.09	0:12.05 [11]	9.17L	0:35.51	-2
		Samantha Collett		1200m	1200m	(0:12.05)			

Scratched: Bullion Boy (#8), Storm The Fortress (#7), Sha Of Gomer (#6)

[ ] Ranking at each section and finish  
 -:-:-:- No data available at this section  
 NA No data available

SCN Saddle cloth number  
 DNF Did not finish  
 DNT Did not track



Horse/Jockey Name	Tojaki
Final Rank	1
Fastest Section Time (Section)	0:10.79 (1200m)
Top Speed [km/h] (Section)	67.4 (1200m)
Race State	Finished

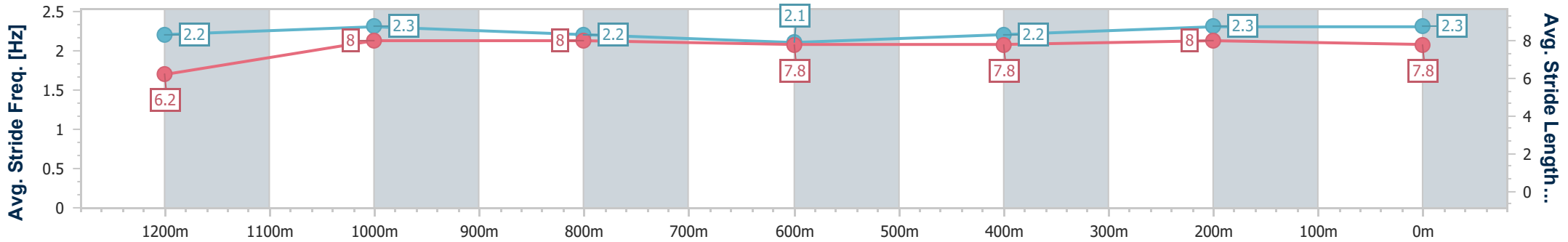
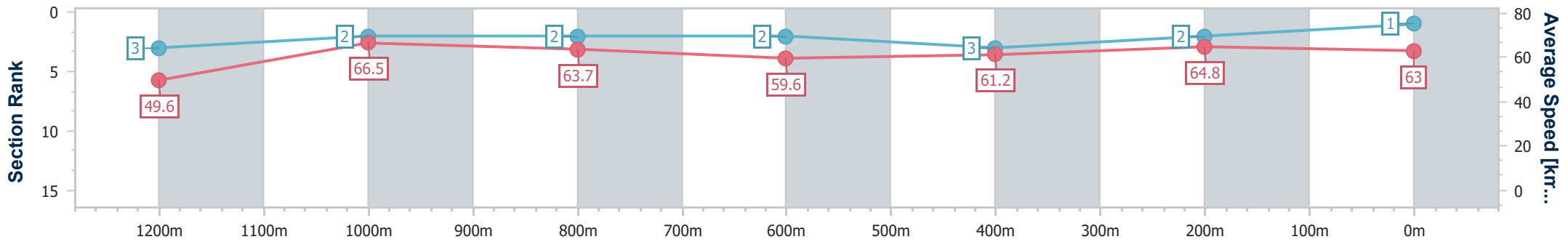


**Doomben QLD Professional**  
**Race 6: RTE CELEBRATING 20 YEARS Class 3 Plate - 1350m**  
 11 November 2023 - 15:21  
 Track Rating: Soft 5, Weather: Fine, Rail Position: +2m Entire



**BRISBANE**  
 RACING CLUB

Section	Overall	1200m	1000m	800m	600m	400m	200m
Section Times	1:19.95 [1] (0:10.92)	1:09.03 [3] (0:10.79)	0:58.24 [2] (0:11.41)	0:46.83 [2] (0:12.27)	0:34.56 [2] (0:11.94)	0:22.62 [3] (0:11.16)	0:11.46 [2]
Average Speed [km/h]	49.6	66.5	63.7	59.6	61.2	64.8	63.0
Top Speed [km/h]	65.3	67.4	65.8	61.3	63.8	66.2	64.6
Avg. Dist. to Rail [m]	9.2	5.0	2.3	3.4	2.6	2.9	3.8
Avg. Stride Freq. [Hz]	2.2	2.3	2.2	2.1	2.2	2.3	2.3
Avg. Stride Length [m]	6.2	8.0	8.0	7.8	7.8	8.0	7.8



- [ ] Ranking at each section and finish
- .-.- No data available at this section
- NA No data available



Horse/Jockey Name	Cacophonix
Final Rank	2
Fastest Section Time (Section)	0:10.94 (1200m)
Top Speed [km/h] (Section)	67.5 (1200m)
Race State	Finished

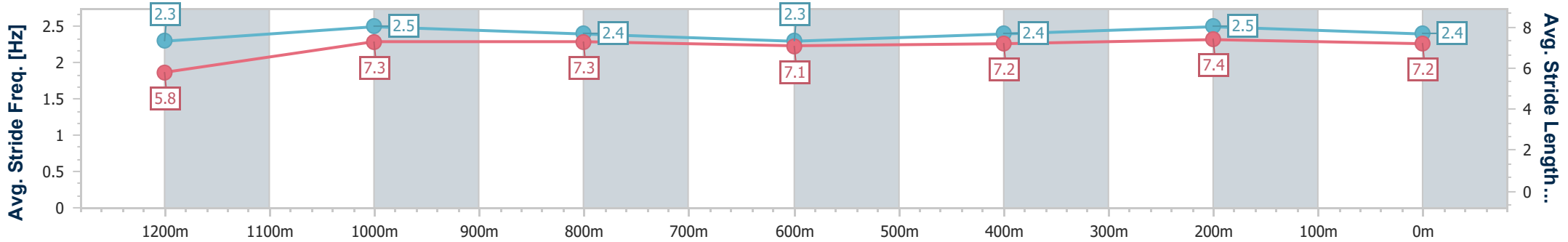
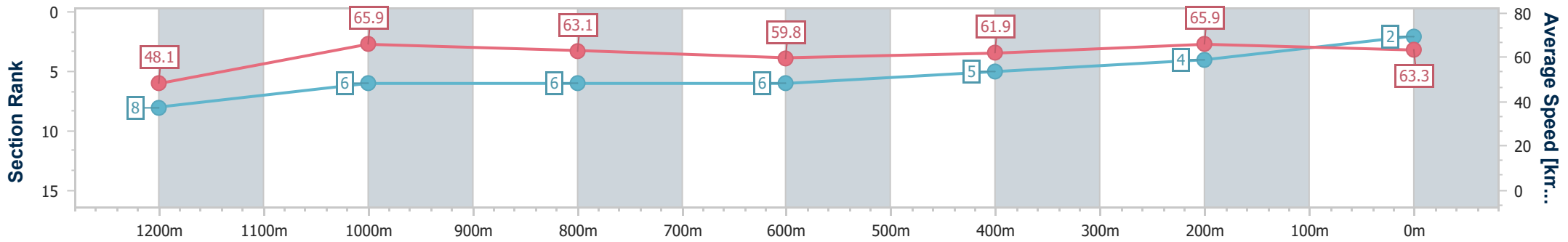


**Doomben QLD Professional**  
**Race 6: RTE CELEBRATING 20 YEARS Class 3 Plate - 1350m**  
 11 November 2023 - 15:21  
 Track Rating: Soft 5, Weather: Fine, Rail Position: +2m Entire



**BRISBANE**  
 RACING CLUB

Section	Overall	1200m	1000m	800m	600m	400m	200m
Section Times	1:19.98 [2] (0:11.22)	1:08.76 [8] (0:10.94)	0:57.82 [6] (0:11.49)	0:46.33 [6] (0:12.16)	0:34.17 [6] (0:11.78)	0:22.39 [5] (0:10.98)	0:11.41 [4] (0:11.41)
Average Speed [km/h]	48.1	65.9	63.1	59.8	61.9	65.9	63.3
Top Speed [km/h]	62.6	67.5	64.4	60.9	64.1	66.9	66.1
Avg. Dist. to Rail [m]	5.2	2.8	2.8	2.1	2.1	4.6	7.1
Avg. Stride Freq. [Hz]	2.3	2.5	2.4	2.3	2.4	2.5	2.4
Avg. Stride Length [m]	5.8	7.3	7.3	7.1	7.2	7.4	7.2



- [ ] Ranking at each section and finish
- .-.- No data available at this section
- NA No data available



Horse/Jockey Name	Blakmax
Final Rank	3
Fastest Section Time (Section)	0:10.78 (Overall)
Top Speed [km/h] (Section)	65.6 (1200m)
Race State	Finished

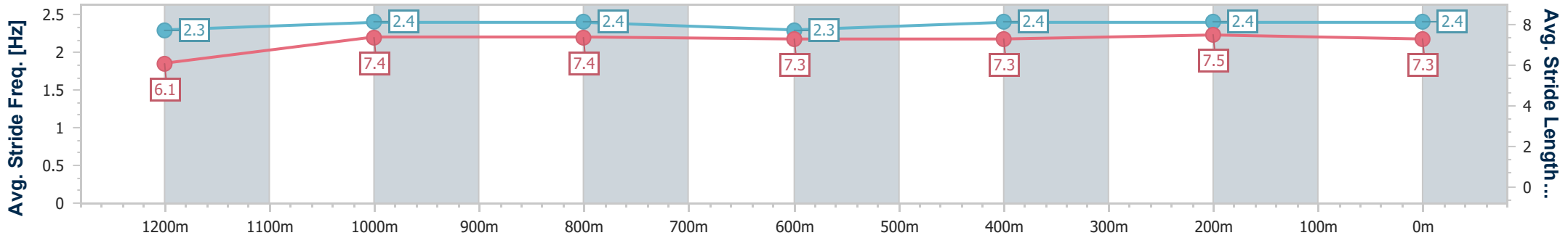
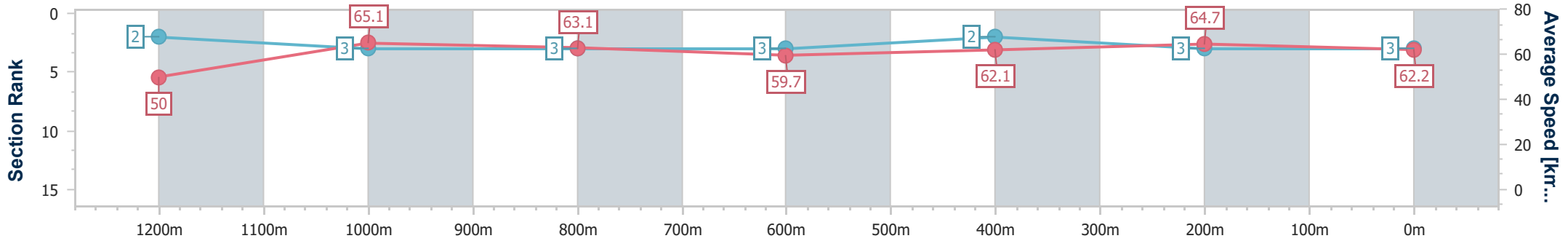


**Doomben QLD Professional**  
**Race 6: RTE CELEBRATING 20 YEARS Class 3 Plate - 1350m**  
 11 November 2023 - 15:21  
 Track Rating: Soft 5, Weather: Fine, Rail Position: +2m Entire



BRISBANE  
RACING CLUB

Section	Overall	1200m	1000m	800m	600m	400m	200m
Section Times	1:20.06 [3] (0:10.78)	1:09.28 [2] (0:11.07)	0:58.21 [3] (0:11.51)	0:46.70 [3] (0:12.20)	0:34.50 [3] (0:11.75)	0:22.75 [2] (0:11.20)	0:11.55 [3] (0:11.55)
Average Speed [km/h]	50.0	65.1	63.1	59.7	62.1	64.7	62.2
Top Speed [km/h]	64.6	65.6	65.1	61.4	64.0	65.6	64.4
Avg. Dist. to Rail [m]	7.3	4.7	3.6	2.7	2.1	3.7	4.7
Avg. Stride Freq. [Hz]	2.3	2.4	2.4	2.3	2.4	2.4	2.4
Avg. Stride Length [m]	6.1	7.4	7.4	7.3	7.3	7.5	7.3



- [ ] Ranking at each section and finish
- .-.- No data available at this section
- NA No data available



Horse/Jockey Name	Larrikin Rogue
Final Rank	4
Fastest Section Time (Section)	0:10.90 (400m)
Top Speed [km/h] (Section)	67.8 (400m)
Race State	Finished

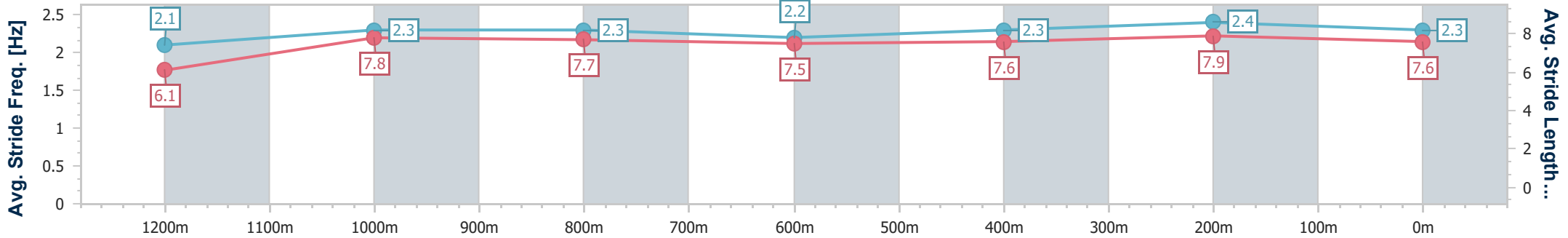
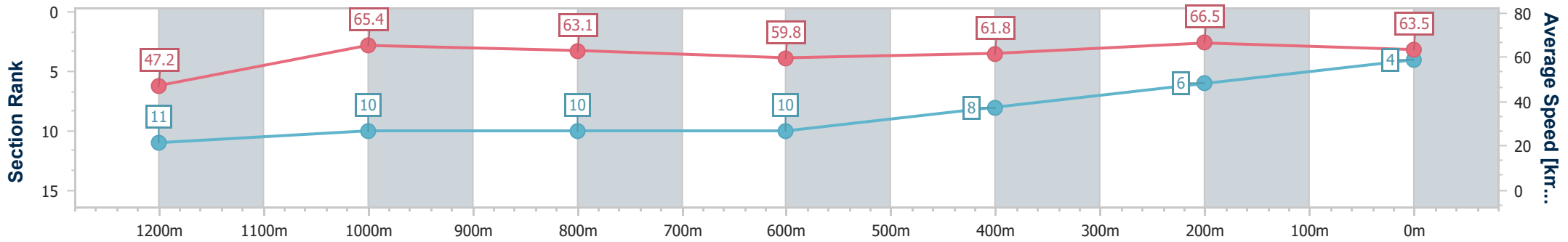


**Doomben QLD Professional**  
**Race 6: RTE CELEBRATING 20 YEARS Class 3 Plate - 1350m**  
 11 November 2023 - 15:21  
 Track Rating: Soft 5, Weather: Fine, Rail Position: +2m Entire



**BRISBANE**  
 RACING CLUB

Section	Overall	1200m	1000m	800m	600m	400m	200m
Section Times	1:20.13 [4] (0:11.48)	1:08.65 [11] (0:11.00)	0:57.65 [10] (0:11.50)	0:46.15 [10] (0:12.09)	0:34.06 [10] (0:11.79)	0:22.27 [8] (0:10.90)	0:11.37 [6] (0:11.37)
Average Speed [km/h]	47.2	65.4	63.1	59.8	61.8	66.5	63.5
Top Speed [km/h]	63.0	67.2	64.7	60.9	64.7	67.8	65.5
Avg. Dist. to Rail [m]	8.3	3.1	2.8	1.4	1.7	6.1	8.2
Avg. Stride Freq. [Hz]	2.1	2.3	2.3	2.2	2.3	2.4	2.3
Avg. Stride Length [m]	6.1	7.8	7.7	7.5	7.6	7.9	7.6



- [ ] Ranking at each section and finish
- .-.- No data available at this section
- NA No data available





Horse/Jockey Name	Pentito
Final Rank	5
Fastest Section Time (Section)	0:10.93 (1200m)
Top Speed [km/h] (Section)	66.9 (1200m)
Race State	Finished

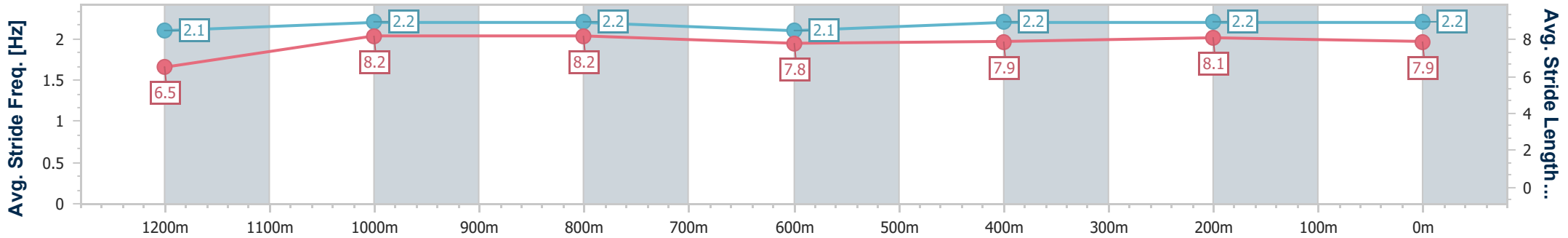
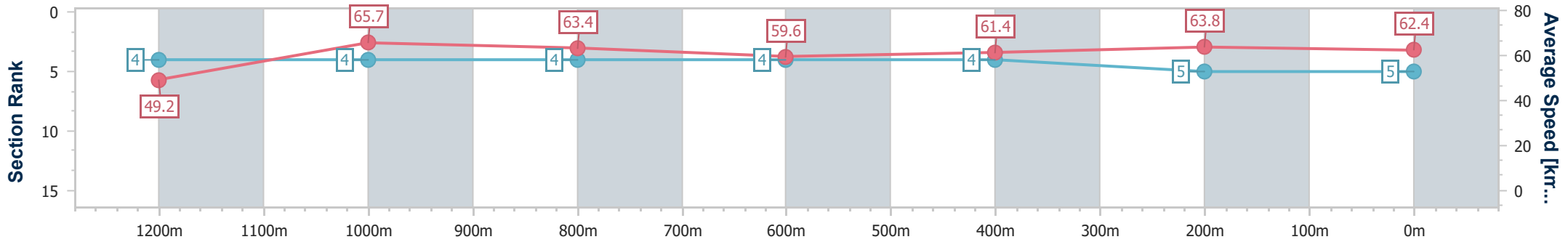


**Doomben QLD Professional**  
**Race 6: RTE CELEBRATING 20 YEARS Class 3 Plate - 1350m**  
 11 November 2023 - 15:21  
 Track Rating: Soft 5, Weather: Fine, Rail Position: +2m Entire



**BRISBANE**  
RACING CLUB

Section	Overall	1200m	1000m	800m	600m	400m	200m
Section Times	1:20.22 [5] (0:11.00)	1:09.22 [4] (0:10.93)	0:58.29 [4] (0:11.46)	0:46.83 [4] (0:12.24)	0:34.59 [4] (0:11.77)	0:22.82 [4] (0:11.26)	0:11.56 [5] (0:11.56)
Average Speed [km/h]	49.2	65.7	63.4	59.6	61.4	63.8	62.4
Top Speed [km/h]	63.9	66.9	65.4	60.5	64.0	65.0	63.7
Avg. Dist. to Rail [m]	5.6	3.0	2.5	2.3	1.0	0.8	1.2
Avg. Stride Freq. [Hz]	2.1	2.2	2.2	2.1	2.2	2.2	2.2
Avg. Stride Length [m]	6.5	8.2	8.2	7.8	7.9	8.1	7.9



- [ ] Ranking at each section and finish
- .-.- No data available at this section
- NA No data available



Horse/Jockey Name	Argyle Pink
Final Rank	6
Fastest Section Time (Section)	0:10.73 (Overall)
Top Speed [km/h] (Section)	67.1 (1200m)
Race State	Finished

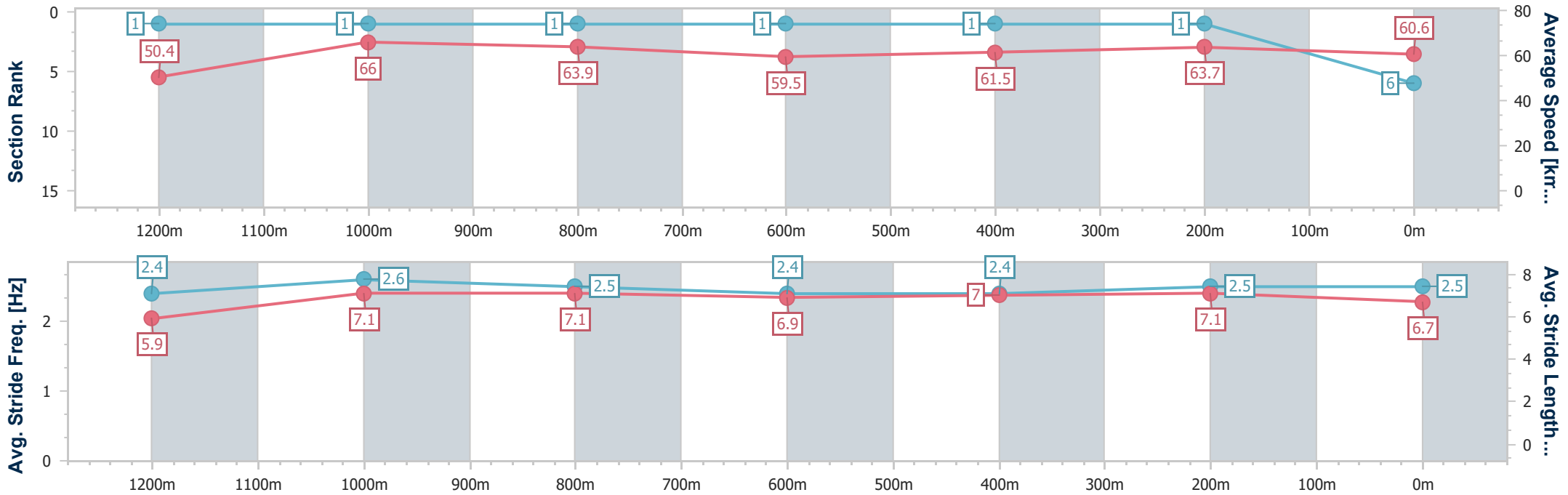


**Doomben QLD Professional**  
**Race 6: RTE CELEBRATING 20 YEARS Class 3 Plate - 1350m**  
 11 November 2023 - 15:21  
 Track Rating: Soft 5, Weather: Fine, Rail Position: +2m Entire



**BRISBANE**  
 RACING CLUB

Section	Overall	1200m	1000m	800m	600m	400m	200m
Section Times	1:20.30 [6] (0:10.73)	1:09.57 [1] (0:10.90)	0:58.67 [1] (0:11.35)	0:47.32 [1] (0:12.24)	0:35.08 [1] (0:11.87)	0:23.21 [1] (0:11.36)	0:11.85 [1] (0:11.85)
Average Speed [km/h]	50.4	66.0	63.9	59.5	61.5	63.7	60.6
Top Speed [km/h]	64.8	67.1	65.9	61.6	62.5	65.3	63.0
Avg. Dist. to Rail [m]	4.3	0.8	1.1	2.5	2.1	3.6	3.5
Avg. Stride Freq. [Hz]	2.4	2.6	2.5	2.4	2.4	2.5	2.5
Avg. Stride Length [m]	5.9	7.1	7.1	6.9	7.0	7.1	6.7



- [ ] Ranking at each section and finish
- .-.- No data available at this section
- NA No data available



Horse/Jockey Name	Princess Rhaenys
Final Rank	7
Fastest Section Time (Section)	0:10.99 (400m)
Top Speed [km/h] (Section)	66.9 (400m)
Race State	Finished

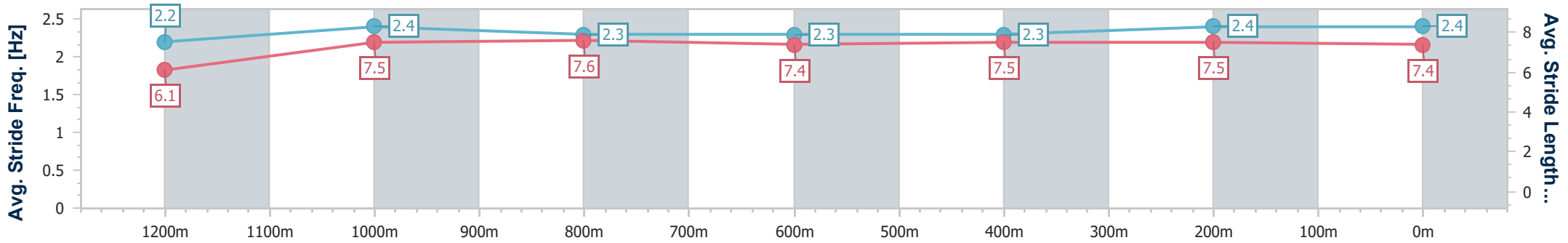
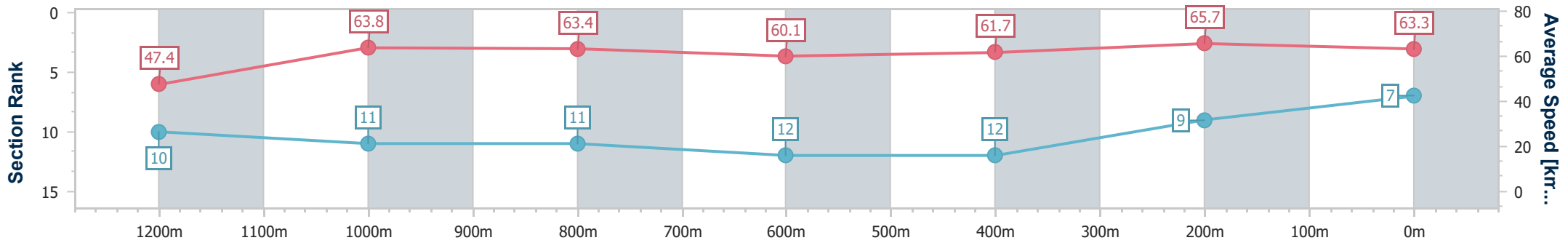


**Doomben QLD Professional**  
**Race 6: RTE CELEBRATING 20 YEARS Class 3 Plate - 1350m**  
 11 November 2023 - 15:21  
 Track Rating: Soft 5, Weather: Fine, Rail Position: +2m Entire



BRISBANE  
RACING CLUB

Section	Overall	1200m	1000m	800m	600m	400m	200m
Section Times	1:20.56 [7] (0:11.40)	1:09.16 [10] (0:11.30)	0:57.86 [11] (0:11.43)	0:46.43 [11] (0:12.20)	0:34.23 [12] (0:11.86)	0:22.37 [12] (0:10.99)	0:11.38 [9] (0:11.38)
Average Speed [km/h]	47.4	63.8	63.4	60.1	61.7	65.7	63.3
Top Speed [km/h]	60.6	66.6	65.5	61.7	64.1	66.9	66.0
Avg. Dist. to Rail [m]	12.5	4.6	3.7	3.1	2.5	4.1	8.4
Avg. Stride Freq. [Hz]	2.2	2.4	2.3	2.3	2.3	2.4	2.4
Avg. Stride Length [m]	6.1	7.5	7.6	7.4	7.5	7.5	7.4



- [ ] Ranking at each section and finish
- .-.- No data available at this section
- NA No data available



Horse/Jockey Name	Sergeant Hulka
Final Rank	8
Fastest Section Time (Section)	0:11.10 (1200m)
Top Speed [km/h] (Section)	65.7 (1200m)
Race State	Finished

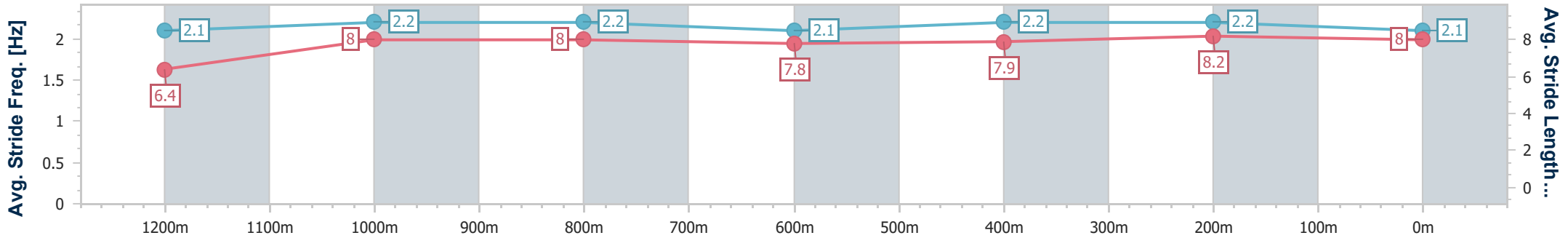
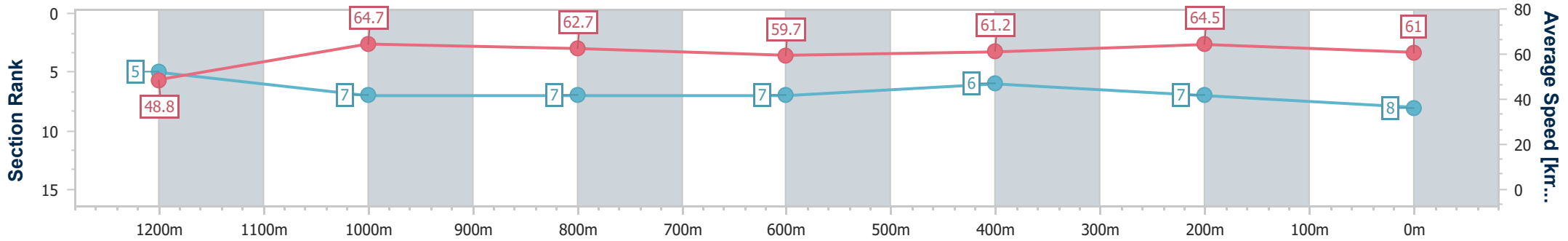


**Doomben QLD Professional**  
**Race 6: RTE CELEBRATING 20 YEARS Class 3 Plate - 1350m**  
 11 November 2023 - 15:21  
 Track Rating: Soft 5, Weather: Fine, Rail Position: +2m Entire



**BRISBANE**  
 RACING CLUB

Section	Overall	1200m	1000m	800m	600m	400m	200m
Section Times	1:20.61 [8] (0:11.12)	1:09.49 [5] (0:11.10)	0:58.39 [7] (0:11.52)	0:46.87 [7] (0:12.12)	0:34.75 [7] (0:11.77)	0:22.98 [6] (0:11.19)	0:11.79 [7] (0:11.79)
Average Speed [km/h]	48.8	64.7	62.7	59.7	61.2	64.5	61.0
Top Speed [km/h]	62.1	65.7	64.7	60.3	63.8	65.2	64.5
Avg. Dist. to Rail [m]	3.8	2.6	2.3	0.4	0.4	1.7	4.2
Avg. Stride Freq. [Hz]	2.1	2.2	2.2	2.1	2.2	2.2	2.1
Avg. Stride Length [m]	6.4	8.0	8.0	7.8	7.9	8.2	8.0



- [ ] Ranking at each section and finish
- .-.- No data available at this section
- NA No data available



Horse/Jockey Name	Arts Object
Final Rank	9
Fastest Section Time (Section)	0:11.15 (1200m)
Top Speed [km/h] (Section)	66.2 (1200m)
Race State	Finished

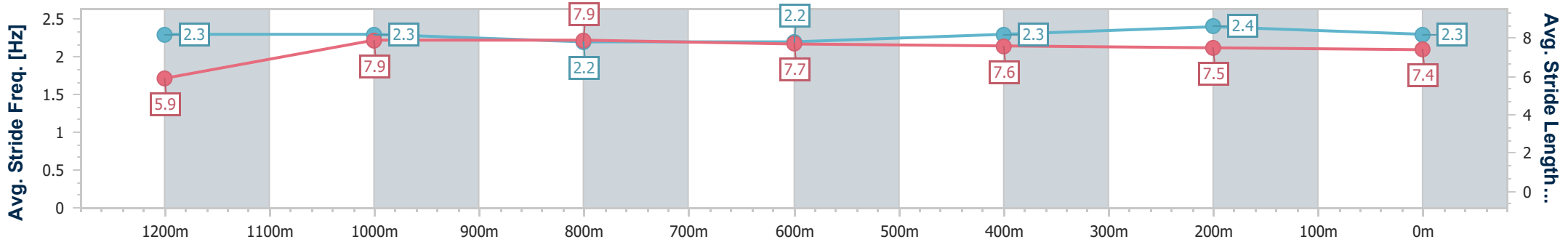
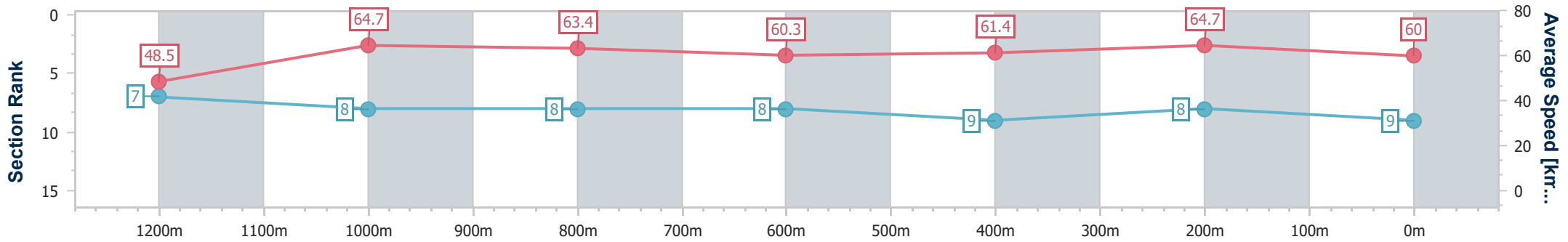


**Doomben QLD Professional**  
**Race 6: RTE CELEBRATING 20 YEARS Class 3 Plate - 1350m**  
 11 November 2023 - 15:21  
 Track Rating: Soft 5, Weather: Fine, Rail Position: +2m Entire



**BRISBANE**  
RACING CLUB

Section	Overall	1200m	1000m	800m	600m	400m	200m
Section Times	1:21.14 [9] (0:11.16)	1:09.98 [7] (0:11.15)	0:58.83 [8] (0:11.44)	0:47.39 [8] (0:12.19)	0:35.20 [8] (0:11.95)	0:23.25 [9] (0:11.26)	0:11.99 [8]
Average Speed [km/h]	48.5	64.7	63.4	60.3	61.4	64.7	60.0
Top Speed [km/h]	65.5	66.2	64.6	61.2	63.7	66.1	63.8
Avg. Dist. to Rail [m]	15.5	8.3	3.5	3.7	3.4	6.8	9.0
Avg. Stride Freq. [Hz]	2.3	2.3	2.2	2.2	2.3	2.4	2.3
Avg. Stride Length [m]	5.9	7.9	7.9	7.7	7.6	7.5	7.4



- [ ] Ranking at each section and finish
- .-.- No data available at this section
- NA No data available



Horse/Jockey Name	Shezadandi
Final Rank	10
Fastest Section Time (Section)	0:11.20 (1200m)
Top Speed [km/h] (Section)	66.2 (1200m)
Race State	Finished

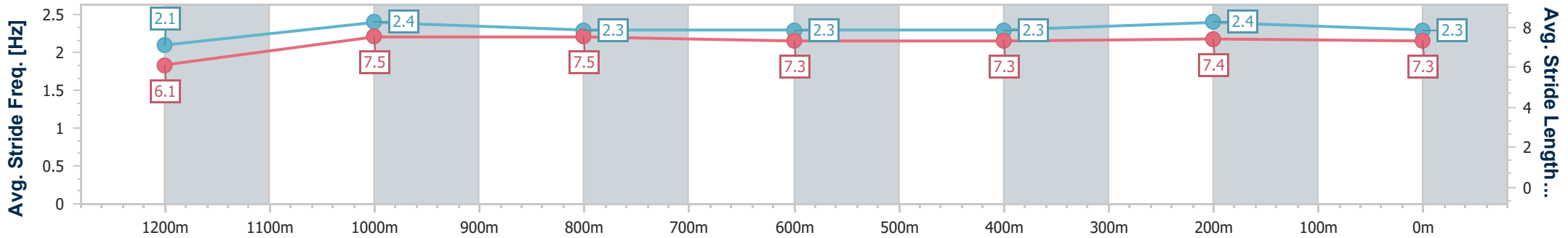
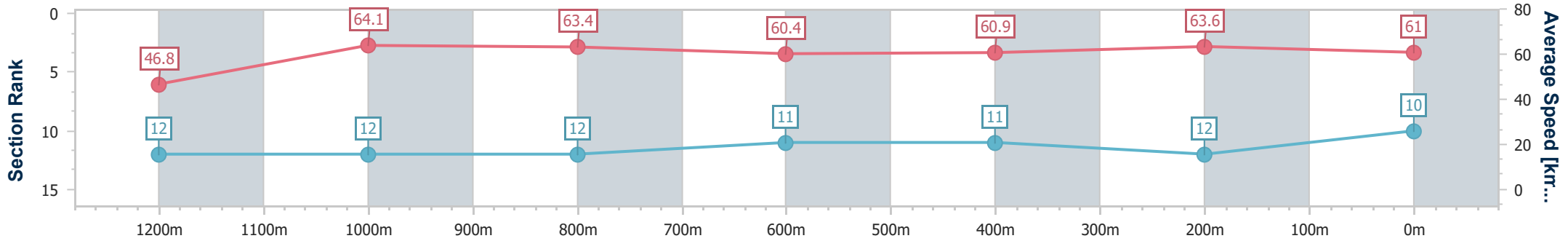


**Doomben QLD Professional**  
**Race 6: RTE CELEBRATING 20 YEARS Class 3 Plate - 1350m**  
 11 November 2023 - 15:21  
 Track Rating: Soft 5, Weather: Fine, Rail Position: +2m Entire



**BRISBANE**  
 RACING CLUB

Section	Overall	1200m	1000m	800m	600m	400m	200m
Section Times	1:21.28 [10] (0:11.55)	1:09.73 [12] (0:11.20)	0:58.53 [12] (0:11.42)	0:47.11 [12] (0:12.05)	0:35.06 [11] (0:11.89)	0:23.17 [11] (0:11.36)	0:11.81 [12] (0:11.81)
Average Speed [km/h]	46.8	64.1	63.4	60.4	60.9	63.6	61.0
Top Speed [km/h]	60.9	66.2	65.2	61.5	63.1	64.8	62.7
Avg. Dist. to Rail [m]	10.5	3.1	2.5	1.7	1.5	3.4	5.1
Avg. Stride Freq. [Hz]	2.1	2.4	2.3	2.3	2.3	2.4	2.3
Avg. Stride Length [m]	6.1	7.5	7.5	7.3	7.3	7.4	7.3



- [ ] Ranking at each section and finish
- .-.- No data available at this section
- NA No data available



Horse/Jockey Name	Going To The Sun
Final Rank	11
Fastest Section Time (Section)	0:10.88 (1200m)
Top Speed [km/h] (Section)	67.3 (1200m)
Race State	Finished

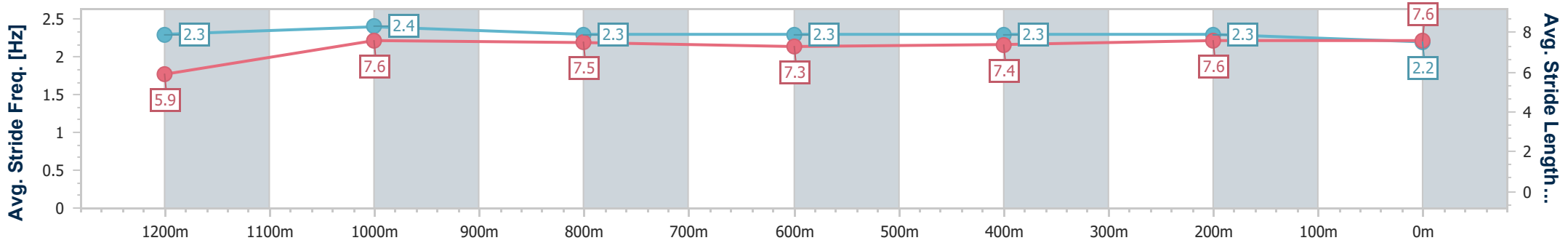
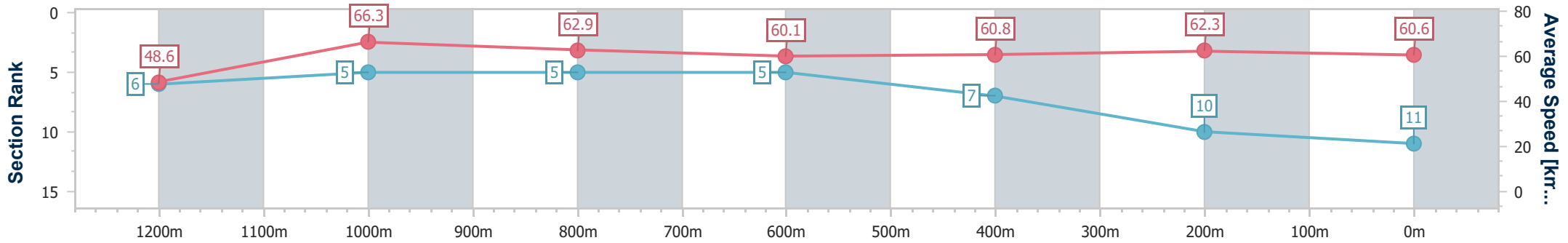


**Doomben QLD Professional**  
**Race 6: RTE CELEBRATING 20 YEARS Class 3 Plate - 1350m**  
 11 November 2023 - 15:21  
 Track Rating: Soft 5, Weather: Fine, Rail Position: +2m Entire



**BRISBANE**  
 RACING CLUB

Section	Overall	1200m	1000m	800m	600m	400m	200m
Section Times	1:21.30 [11] (0:11.12)	1:10.18 [6] (0:10.88)	0:59.30 [5] (0:11.52)	0:47.78 [5] (0:12.24)	0:35.54 [5] (0:12.01)	0:23.53 [7] (0:11.64)	0:11.89 [10] (0:11.89)
Average Speed [km/h]	48.6	66.3	62.9	60.1	60.8	62.3	60.6
Top Speed [km/h]	64.6	67.3	64.6	60.9	61.6	63.1	62.2
Avg. Dist. to Rail [m]	10.6	4.2	4.3	3.8	2.9	4.9	6.3
Avg. Stride Freq. [Hz]	2.3	2.4	2.3	2.3	2.3	2.3	2.2
Avg. Stride Length [m]	5.9	7.6	7.5	7.3	7.4	7.6	7.6



- [ ] Ranking at each section and finish
- .-.- No data available at this section
- NA No data available



Horse/Jockey Name	Oceana Blue
Final Rank	12
Fastest Section Time (Section)	0:11.09 (1200m)
Top Speed [km/h] (Section)	66.0 (1200m)
Race State	Finished

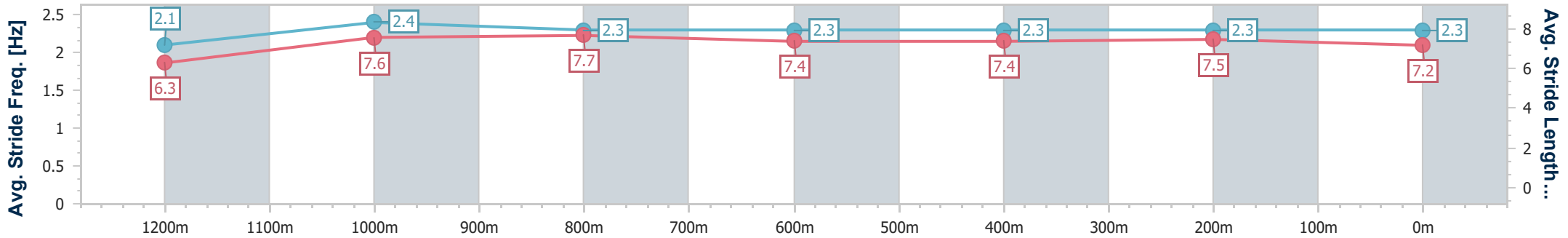
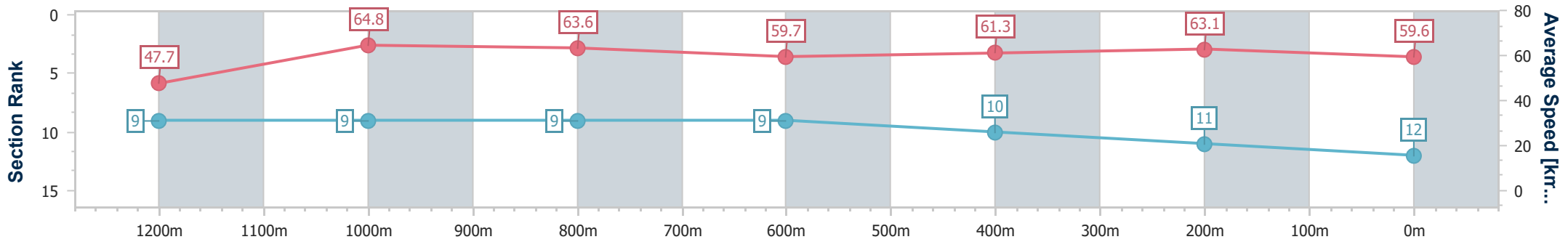


**Doomben QLD Professional**  
**Race 6: RTE CELEBRATING 20 YEARS Class 3 Plate - 1350m**  
 11 November 2023 - 15:21  
 Track Rating: Soft 5, Weather: Fine, Rail Position: +2m Entire



**BRISBANE**  
RACING CLUB

Section	Overall	1200m	1000m	800m	600m	400m	200m
Section Times	1:21.50 [12] (0:11.37)	1:10.13 [9] (0:11.09)	0:59.04 [9] (0:11.36)	0:47.68 [9] (0:12.17)	0:35.51 [9] (0:11.99)	0:23.52 [10] (0:11.47)	0:12.05 [11] (0:12.05)
Average Speed [km/h]	47.7	64.8	63.6	59.7	61.3	63.1	59.6
Top Speed [km/h]	63.2	66.0	64.6	61.1	62.9	64.5	61.7
Avg. Dist. to Rail [m]	7.2	1.8	0.8	2.1	2.8	3.6	4.3
Avg. Stride Freq. [Hz]	2.1	2.4	2.3	2.3	2.3	2.3	2.3
Avg. Stride Length [m]	6.3	7.6	7.7	7.4	7.4	7.5	7.2



- [ ] Ranking at each section and finish
- .-.- No data available at this section
- NA No data available