



Doomben QLD Professional

Race 4: LORRAINE ERHART BENCHMARK 80 Handicap - 2000m

11 November 2023 - 14:01



BRISBANE
RACING CLUB

Track Rating: Soft 6, Weather: Fine, Rail Position: +2m Entire

Section		Overall	1800m	1600m	1400m	1200m	1000m	800m	Last 600m				
Field Times		2:03.53 (0:13.74)	1:49.79 (0:11.79)	1:38.00 (0:12.54)	1:25.46 (0:13.11)	1:12.35 (0:12.69)	0:59.66 (0:12.31)	0:47.35 (0:12.50)	0:34.85				
Rank	TAB Horse/Jockey	Barrier	Top Speed [km/h]	Fastest Section									Distance Travelled [m]
1	9 FLYING JOY Mark Du Plessis	3	65.3 400m	0:11.20 400m	2:03.53 [1] (0:14.01)	1:49.52 [4] (0:11.97)	1:37.55 [4] (0:12.44)	1:25.11 [4] (0:12.92)	1:12.19 [4] (0:12.84)	0:59.35 [5] (0:12.22)	0:47.13 [4] (0:12.39)	0:34.74	
2	8 I AM THE EMPIRE Damien Thornton	4	66.0 400m	0:11.19 400m	2:03.55 [2] (0:13.74)	1:49.81 [1] (0:12.08)	1:37.73 [3] (0:12.49)	1:25.24 [3] (0:13.02)	1:12.22 [3] (0:12.54)	0:59.68 [1] (0:12.31)	0:47.37 [1] (0:12.50)	0:34.87	+2
3	4 TAPILDOODLEDO Jaden Lloyd	10	64.8 400m	0:11.33 400m	2:03.74 [3] (0:14.56)	1:49.18 [8] (0:12.23)	1:36.95 [8] (0:12.48)	1:24.47 [7] (0:12.56)	1:11.91 [7] (0:12.23)	0:59.68 [2] (0:12.20)	0:47.48 [2] (0:12.44)	0:35.04	+6
4	7 EARLY THOUGHTS Justin Huxtable	9	64.7 400m	0:11.30 400m	2:03.83 [4] (0:13.96)	1:49.87 [2] (0:11.69)	1:38.18 [2] (0:12.51)	1:25.67 [2] (0:13.10)	1:12.57 [2] (0:12.82)	0:59.75 [3] (0:12.25)	0:47.50 [3] (0:12.43)	0:35.07	-4
5	10 SECURITY ADVISOR Melea Castle	8	64.6 400m	0:11.32 400m	2:03.89 [5] (0:14.00)	1:49.89 [3] (0:11.53)	1:38.36 [1] (0:12.54)	1:25.82 [1] (0:13.11)	1:12.71 [1] (0:12.99)	0:59.72 [4] (0:12.31)	0:47.41 [5] (0:12.38)	0:35.03	+4
6	6 MONTABOT Ryan Maloney	1	66.0 400m	0:11.25 400m	2:03.92 [6] (0:14.11)	1:49.81 [5] (0:12.25)	1:37.56 [5] (0:12.56)	1:25.00 [6] (0:12.72)	1:12.28 [6] (0:12.86)	0:59.42 [7] (0:12.24)	0:47.18 [7] (0:12.27)	0:34.91	+0
7	3 FIFTH POSITION Martin Harley	6	65.3 400m	0:11.23 400m	2:04.00 [7] (0:14.57)	1:49.43 [9] (0:12.47)	1:36.96 [9] (0:12.51)	1:24.45 [9] (0:12.59)	1:11.86 [9] (0:12.58)	0:59.28 [8] (0:12.20)	0:47.08 [8] (0:12.33)	0:34.75	+3
8	5 OSTERMEIER Cejay Graham	5	65.6 400m	0:11.18 400m	2:04.15 [8] (0:14.47)	1:49.68 [7] (0:12.23)	1:37.45 [7] (0:12.57)	1:24.88 [8] (0:12.64)	1:12.24 [8] (0:12.93)	0:59.31 [9] (0:12.28)	0:47.03 [9] (0:12.24)	0:34.79	-4
9	1 TAPPY'S LAD Ben Thompson	7	62.9 400m	0:11.68 400m	2:05.04 [9] (0:14.30)	1:50.74 [6] (0:12.18)	1:38.56 [6] (0:12.43)	1:26.13 [5] (0:12.62)	1:13.51 [5] (0:12.78)	1:00.73 [6] (0:12.31)	0:48.42 [6] (0:12.34)	0:36.08	+5

Scratched: Red Wave (#2)

[] Ranking at each section and finish
 -:-:- No data available at this section
 NA No data available

SCN Saddle cloth number
 DNF Did not finish
 DNT Did not track



Doomben QLD Professional

Race 4: LORRAINE ERHART BENCHMARK 80 Handicap - 2000m

11 November 2023 - 14:01



BRISBANE
RACING CLUB

Track Rating: Soft 6, Weather: Fine, Rail Position: +2m Entire

Section				600m	400m	200m			Last 600m	
Field Times				0:34.85 (0:12.01)	0:22.84 (0:11.21)	0:11.63 (0:11.63)			0:34.85	
Rank	TAB Horse/Jockey	Barrier	Top Speed [km/h]	Fastest Section				Margin	Distance Travelled [m]	
1	9 FLYING JOY Mark Du Plessis	3	65.3 400m	0:11.20 400m	0:34.74 [4] (0:12.04)	0:22.70 [4] (0:11.20)	0:11.50 [3] (0:11.50)	2:03.53	0:34.74	
2	8 I AM THE EMPIRE Damien Thornton	4	66.0 400m	0:11.19 400m	0:34.87 [1] (0:12.03)	0:22.84 [2] (0:11.19)	0:11.65 [1] (0:11.65)	0.08L	0:34.87	+2
3	4 TAPILDOODLEDO Jaden Lloyd	10	64.8 400m	0:11.33 400m	0:35.04 [2] (0:12.07)	0:22.97 [3] (0:11.33)	0:11.64 [4] (0:11.64)	1.23L	0:35.04	+6
4	7 EARLY THOUGHTS Justin Huxtable	9	64.7 400m	0:11.30 400m	0:35.07 [3] (0:11.93)	0:23.14 [1] (0:11.30)	0:11.84 [2] (0:11.84)	1.72L	0:35.07	-4
5	10 SECURITY ADVISOR Melea Castle	8	64.6 400m	0:11.32 400m	0:35.03 [5] (0:12.09)	0:22.94 [5] (0:11.32)	0:11.62 [5] (0:11.62)	2.08L	0:35.03	+4
6	6 MONTABOT Ryan Maloney	1	66.0 400m	0:11.25 400m	0:34.91 [7] (0:12.02)	0:22.89 [6] (0:11.25)	0:11.64 [6] (0:11.64)	2.25L	0:34.91	+0
7	3 FIFTH POSITION Martin Harley	6	65.3 400m	0:11.23 400m	0:34.75 [8] (0:11.94)	0:22.81 [8] (0:11.23)	0:11.58 [7] (0:11.58)	2.71L	0:34.75	+3
8	5 OSTERMEIER Cejay Graham	5	65.6 400m	0:11.18 400m	0:34.79 [9] (0:11.89)	0:22.90 [9] (0:11.18)	0:11.72 [8] (0:11.72)	3.63L	0:34.79	-4
9	1 TAPPY'S LAD Ben Thompson	7	62.9 400m	0:11.68 400m	0:36.08 [6] (0:12.14)	0:23.94 [7] (0:11.68)	0:12.26 [9] (0:12.26)	8.85L	0:36.08	+5

Scratched: Red Wave (#2)



Horse/Jockey Name	Flying Joy
Final Rank	1
Fastest Section Time (Section)	0:11.20 (400m)
Top Speed [km/h] (Section)	65.3 (400m)
Race State	Finished

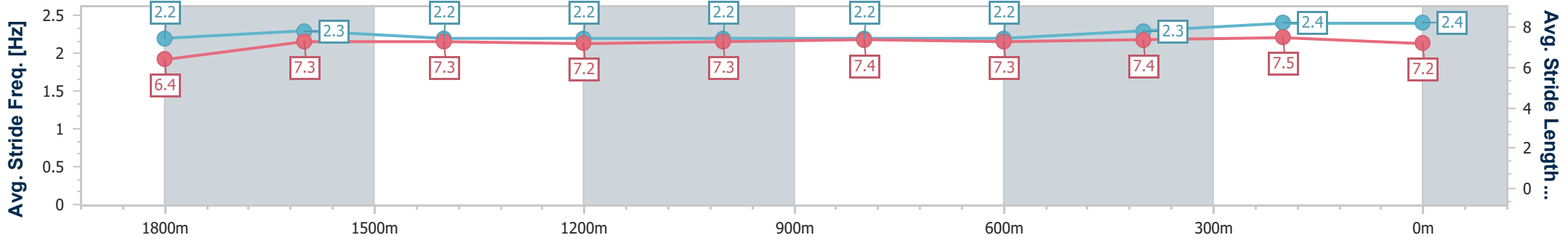
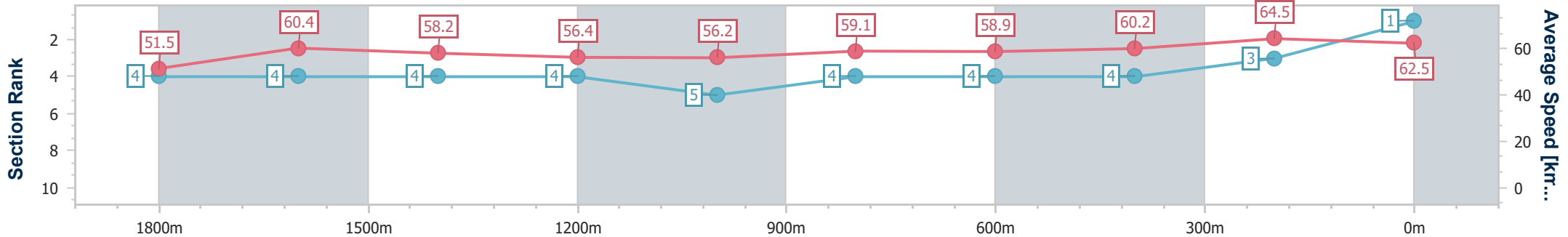


Doomben QLD Professional
Race 4: LORRAINE ERHART BENCHMARK 80 Handicap - 2000m
 11 November 2023 - 14:01
 Track Rating: Soft 6, Weather: Fine, Rail Position: +2m Entire



BRISBANE
RACING CLUB

Section	Overall	1800m	1600m	1400m	1200m	1000m	800m	600m	400m	200m
Section Times	2:03.53 [1] (0:14.01)	1:49.52 [4] (0:11.97)	1:37.55 [4] (0:12.44)	1:25.11 [4] (0:12.92)	1:12.19 [4] (0:12.84)	0:59.35 [5] (0:12.22)	0:47.13 [4] (0:12.39)	0:34.74 [4] (0:12.04)	0:22.70 [4] (0:11.20)	0:11.50 [3] (0:11.50)
Average Speed [km/h]	51.5	60.4	58.2	56.4	56.2	59.1	58.9	60.2	64.5	62.5
Top Speed [km/h]	60.5	62.1	59.4	57.3	59.6	60.3	59.8	62.8	65.3	64.8
Avg. Dist. to Rail [m]	2.7	1.7	1.2	1.6	2.6	2.5	2.2	1.2	1.9	3.3
Avg. Stride Freq. [Hz]	2.2	2.3	2.2	2.2	2.2	2.2	2.2	2.3	2.4	2.4
Avg. Stride Length [m]	6.4	7.3	7.3	7.2	7.3	7.4	7.3	7.4	7.5	7.2



- [] Ranking at each section and finish
- .-.- No data available at this section
- NA No data available



Horse/Jockey Name	I Am The Empire
Final Rank	2
Fastest Section Time (Section)	0:11.19 (400m)
Top Speed [km/h] (Section)	66.0 (400m)
Race State	Finished



Doomben QLD Professional
Race 4: LORRAINE ERHART BENCHMARK 80 Handicap - 2000m

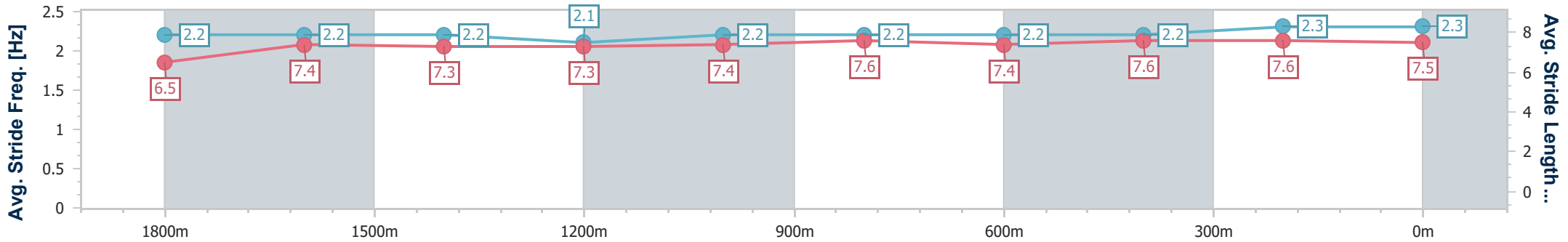
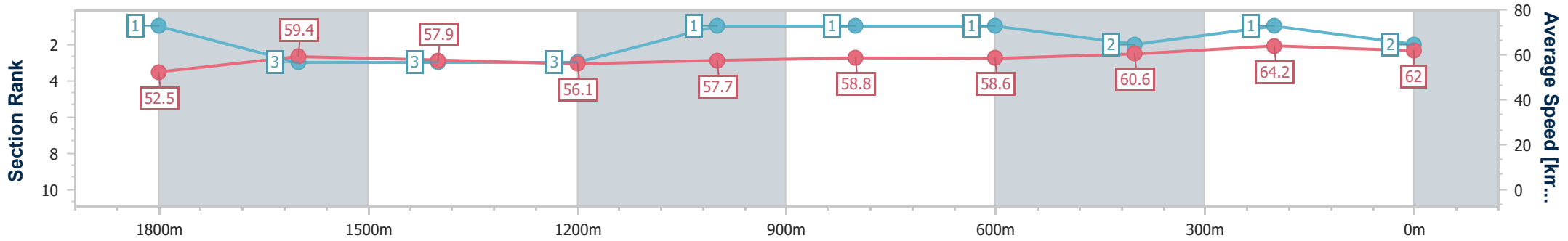
11 November 2023 - 14:01

Track Rating: Soft 6, Weather: Fine, Rail Position: +2m Entire



BRISBANE RACING CLUB

Section	Overall	1800m	1600m	1400m	1200m	1000m	800m	600m	400m	200m
Section Times	2:03.55 [2] (0:13.74)	1:49.81 [1] (0:12.08)	1:37.73 [3] (0:12.49)	1:25.24 [3] (0:13.02)	1:12.22 [3] (0:12.54)	0:59.68 [1] (0:12.31)	0:47.37 [1] (0:12.50)	0:34.87 [1] (0:12.03)	0:22.84 [2] (0:11.19)	0:11.65 [1] (0:11.65)
Average Speed [km/h]	52.5	59.4	57.9	56.1	57.7	58.8	58.6	60.6	64.2	62.0
Top Speed [km/h]	61.8	61.6	58.7	56.9	59.7	59.4	59.7	62.5	66.0	64.0
Avg. Dist. to Rail [m]	3.4	0.5	1.0	2.6	4.0	3.5	2.9	1.9	1.4	2.6
Avg. Stride Freq. [Hz]	2.2	2.2	2.2	2.1	2.2	2.2	2.2	2.2	2.3	2.3
Avg. Stride Length [m]	6.5	7.4	7.3	7.3	7.4	7.6	7.4	7.6	7.6	7.5



- [] Ranking at each section and finish
- .-.- No data available at this section
- NA No data available



Horse/Jockey Name	Tapildoodleo
Final Rank	3
Fastest Section Time (Section)	0:11.33 (400m)
Top Speed [km/h] (Section)	64.8 (400m)
Race State	Finished

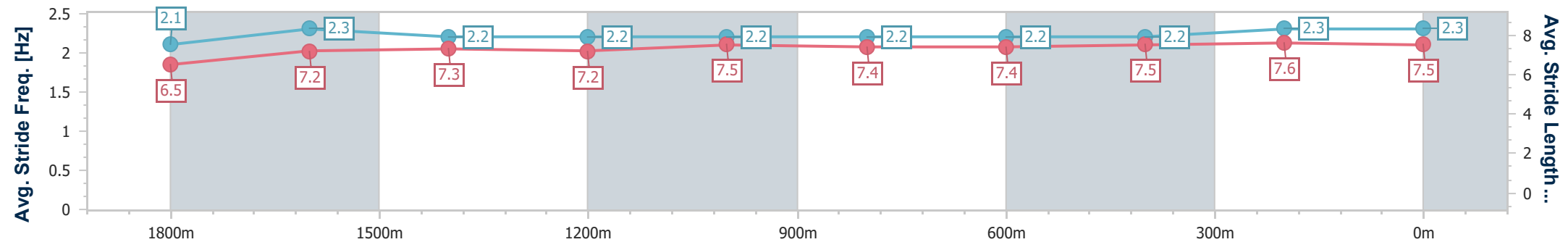
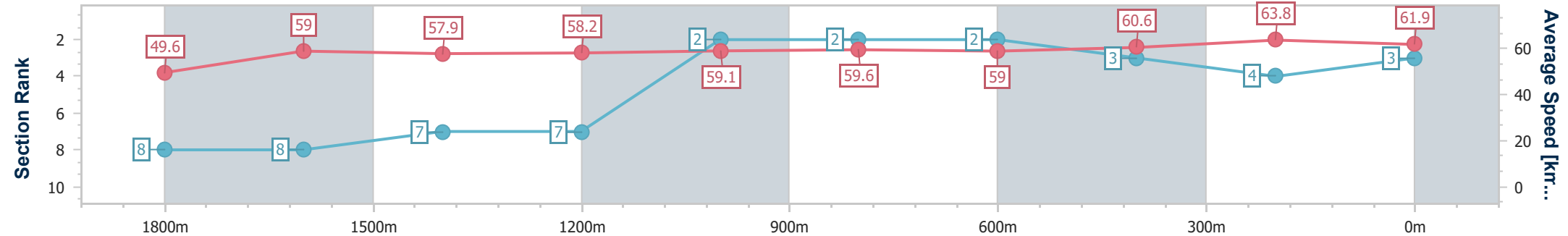


Doomben QLD Professional
Race 4: LORRAINE ERHART BENCHMARK 80 Handicap - 2000m
 11 November 2023 - 14:01
 Track Rating: Soft 6, Weather: Fine, Rail Position: +2m Entire



BRISBANE
RACING CLUB

Section	Overall	1800m	1600m	1400m	1200m	1000m	800m	600m	400m	200m
Section Times	2:03.74 [3] (0:14.56)	1:49.18 [8] (0:12.23)	1:36.95 [8] (0:12.48)	1:24.47 [7] (0:12.56)	1:11.91 [7] (0:12.23)	0:59.68 [2] (0:12.20)	0:47.48 [2] (0:12.44)	0:35.04 [2] (0:12.07)	0:22.97 [3] (0:11.33)	0:11.64 [4] (0:11.64)
Average Speed [km/h]	49.6	59.0	57.9	58.2	59.1	59.6	59.0	60.6	63.8	61.9
Top Speed [km/h]	62.1	62.1	58.7	59.4	60.1	60.5	60.3	61.9	64.8	63.6
Avg. Dist. to Rail [m]	5.5	0.6	1.1	2.5	4.3	4.3	3.9	2.9	2.6	3.0
Avg. Stride Freq. [Hz]	2.1	2.3	2.2	2.2	2.2	2.2	2.2	2.2	2.3	2.3
Avg. Stride Length [m]	6.5	7.2	7.3	7.2	7.5	7.4	7.4	7.5	7.6	7.5



- [] Ranking at each section and finish
- .-.- No data available at this section
- NA No data available



Horse/Jockey Name	Early Thoughts
Final Rank	4
Fastest Section Time (Section)	0:11.30 (400m)
Top Speed [km/h] (Section)	64.7 (400m)
Race State	Finished



Doomben QLD Professional
Race 4: LORRAINE ERHART BENCHMARK 80 Handicap - 2000m

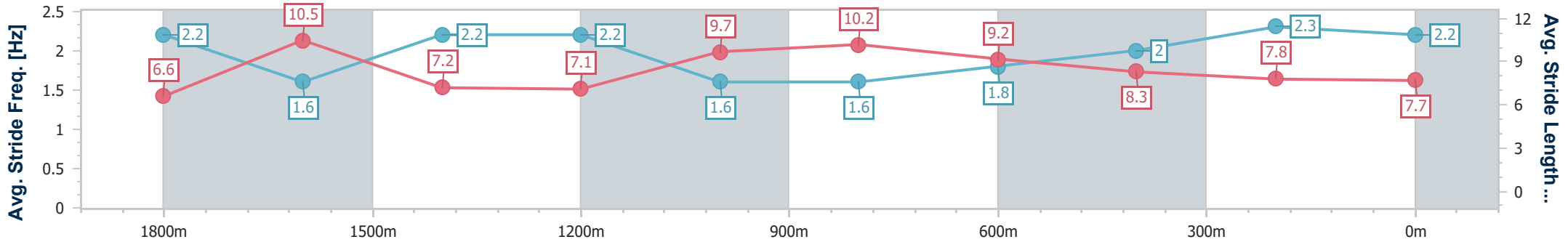
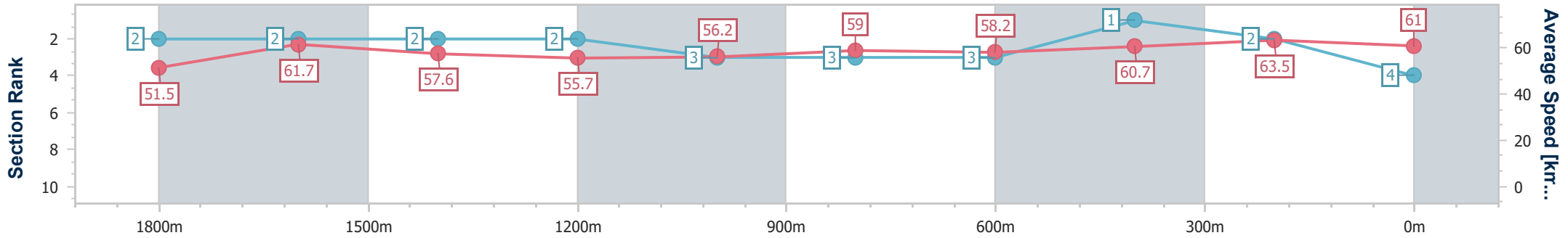
11 November 2023 - 14:01

Track Rating: Soft 6, Weather: Fine, Rail Position: +2m Entire



BRISBANE RACING CLUB

Section	Overall	1800m	1600m	1400m	1200m	1000m	800m	600m	400m	200m
Section Times	2:03.83 [4] (0:13.96)	1:49.87 [2] (0:11.69)	1:38.18 [2] (0:12.51)	1:25.67 [2] (0:13.10)	1:12.57 [2] (0:12.82)	0:59.75 [3] (0:12.25)	0:47.50 [3] (0:12.43)	0:35.07 [3] (0:11.93)	0:23.14 [1] (0:11.30)	0:11.84 [2] (0:11.84)
Average Speed [km/h]	51.5	61.7	57.6	55.7	56.2	59.0	58.2	60.7	63.5	61.0
Top Speed [km/h]	62.1	63.3	60.0	57.3	60.1	60.3	59.8	63.0	64.7	62.9
Avg. Dist. to Rail [m]	5.7	0.5	0.4	1.8	1.8	1.8	1.4	0.8	1.0	2.3
Avg. Stride Freq. [Hz]	2.2	1.6	2.2	2.2	1.6	1.6	1.8	2.0	2.3	2.2
Avg. Stride Length [m]	6.6	10.5	7.2	7.1	9.7	10.2	9.2	8.3	7.8	7.7



- [] Ranking at each section and finish
- .-.- No data available at this section
- NA No data available



Horse/Jockey Name	Security Advisor
Final Rank	5
Fastest Section Time (Section)	0:11.32 (400m)
Top Speed [km/h] (Section)	64.6 (400m)
Race State	Finished



Doomben QLD Professional
Race 4: LORRAINE ERHART BENCHMARK 80 Handicap - 2000m

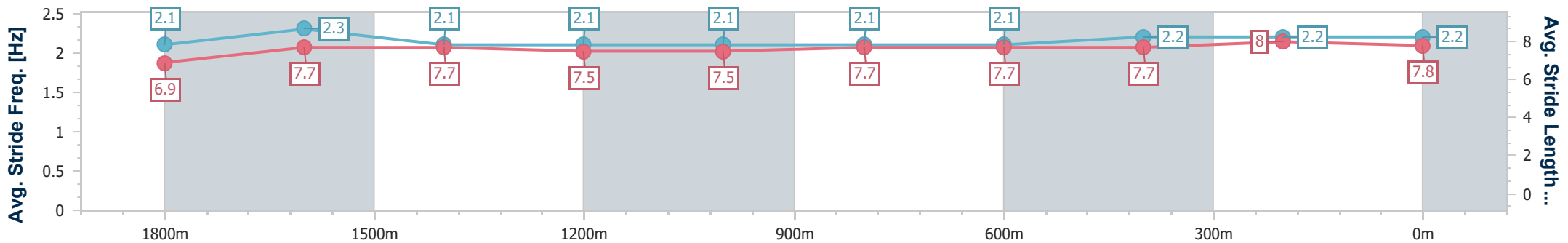
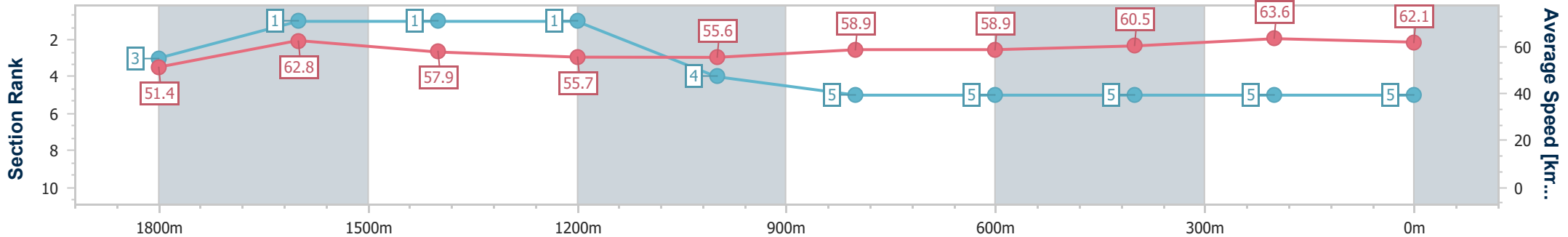
11 November 2023 - 14:01

Track Rating: Soft 6, Weather: Fine, Rail Position: +2m Entire



BRISBANE
RACING CLUB

Section	Overall	1800m	1600m	1400m	1200m	1000m	800m	600m	400m	200m
Section Times	2:03.89 [5] (0:14.00)	1:49.89 [3] (0:11.53)	1:38.36 [1] (0:12.54)	1:25.82 [1] (0:13.11)	1:12.71 [1] (0:12.99)	0:59.72 [4] (0:12.31)	0:47.41 [5] (0:12.38)	0:35.03 [5] (0:12.09)	0:22.94 [5] (0:11.32)	0:11.62 [5] (0:11.62)
Average Speed [km/h]	51.4	62.8	57.9	55.7	55.6	58.9	58.9	60.5	63.6	62.1
Top Speed [km/h]	64.6	64.5	60.7	57.3	58.8	60.1	59.9	61.9	64.6	63.4
Avg. Dist. to Rail [m]	5.7	2.5	2.1	2.4	2.7	3.3	2.9	2.3	2.2	3.4
Avg. Stride Freq. [Hz]	2.1	2.3	2.1	2.1	2.1	2.1	2.1	2.2	2.2	2.2
Avg. Stride Length [m]	6.9	7.7	7.7	7.5	7.5	7.7	7.7	7.7	8.0	7.8



- [] Ranking at each section and finish
- .-.- No data available at this section
- NA No data available



Horse/Jockey Name	Montabot
Final Rank	6
Fastest Section Time (Section)	0:11.25 (400m)
Top Speed [km/h] (Section)	66.0 (400m)
Race State	Finished



Doomben QLD Professional
Race 4: LORRAINE ERHART BENCHMARK 80 Handicap - 2000m

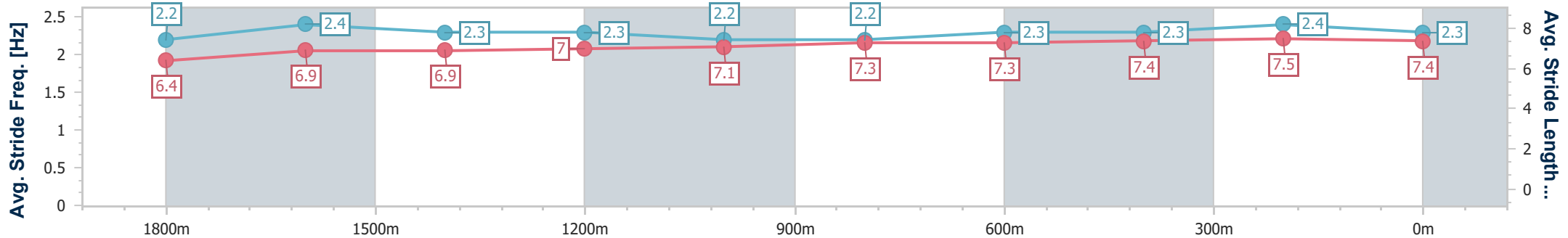
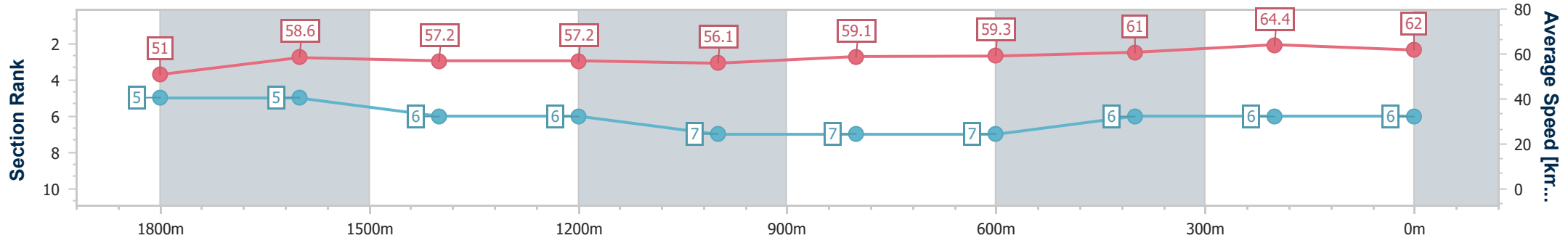


11 November 2023 - 14:01

BRISBANE RACING CLUB

Track Rating: Soft 6, Weather: Fine, Rail Position: +2m Entire

Section	Overall	1800m	1600m	1400m	1200m	1000m	800m	600m	400m	200m
Section Times	2:03.92 [6] (0:14.11)	1:49.81 [5] (0:12.25)	1:37.56 [5] (0:12.56)	1:25.00 [6] (0:12.72)	1:12.28 [6] (0:12.86)	0:59.42 [7] (0:12.24)	0:47.18 [7] (0:12.27)	0:34.91 [7] (0:12.02)	0:22.89 [6] (0:11.25)	0:11.64 [6] (0:11.64)
Average Speed [km/h]	51.0	58.6	57.2	57.2	56.1	59.1	59.3	61.0	64.4	62.0
Top Speed [km/h]	60.7	60.4	58.2	58.4	58.6	60.3	60.3	63.2	66.0	64.0
Avg. Dist. to Rail [m]	0.9	0.6	0.5	1.3	2.7	2.5	2.3	2.8	5.1	6.7
Avg. Stride Freq. [Hz]	2.2	2.4	2.3	2.3	2.2	2.2	2.3	2.3	2.4	2.3
Avg. Stride Length [m]	6.4	6.9	6.9	7.0	7.1	7.3	7.3	7.4	7.5	7.4



- [] Ranking at each section and finish
- .-.- No data available at this section
- NA No data available



Horse/Jockey Name	Fifth Position
Final Rank	7
Fastest Section Time (Section)	0:11.23 (400m)
Top Speed [km/h] (Section)	65.3 (400m)
Race State	Finished

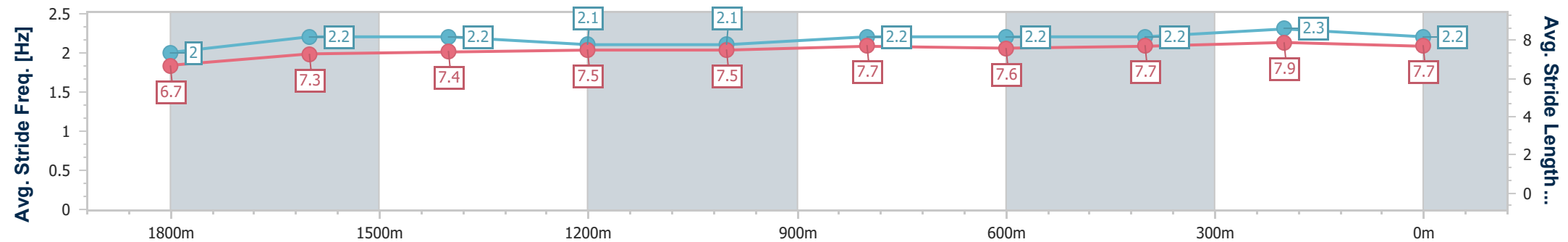
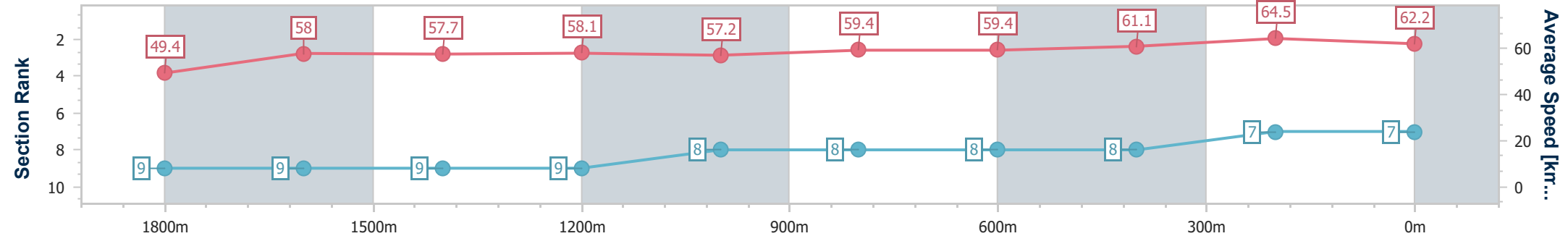


Doomben QLD Professional
Race 4: LORRAINE ERHART BENCHMARK 80 Handicap - 2000m
 11 November 2023 - 14:01
 Track Rating: Soft 6, Weather: Fine, Rail Position: +2m Entire



BRISBANE
RACING CLUB

Section	Overall	1800m	1600m	1400m	1200m	1000m	800m	600m	400m	200m
Section Times	2:04.00 [7] (0:14.57)	1:49.43 [9] (0:12.47)	1:36.96 [9] (0:12.51)	1:24.45 [9] (0:12.59)	1:11.86 [9] (0:12.58)	0:59.28 [8] (0:12.20)	0:47.08 [8] (0:12.33)	0:34.75 [8] (0:11.94)	0:22.81 [8] (0:11.23)	0:11.58 [7] (0:11.58)
Average Speed [km/h]	49.4	58.0	57.7	58.1	57.2	59.4	59.4	61.1	64.5	62.2
Top Speed [km/h]	61.8	61.2	59.2	59.4	58.9	61.2	60.8	64.1	65.3	63.2
Avg. Dist. to Rail [m]	3.7	0.5	1.0	2.2	3.7	3.5	2.9	2.9	2.6	4.4
Avg. Stride Freq. [Hz]	2.0	2.2	2.2	2.1	2.1	2.2	2.2	2.2	2.3	2.2
Avg. Stride Length [m]	6.7	7.3	7.4	7.5	7.5	7.7	7.6	7.7	7.9	7.7



- [] Ranking at each section and finish
- .-.- No data available at this section
- NA No data available



Horse/Jockey Name	Ostermeier
Final Rank	8
Fastest Section Time (Section)	0:11.18 (400m)
Top Speed [km/h] (Section)	65.6 (400m)
Race State	Finished



Doomben QLD Professional
Race 4: LORRAINE ERHART BENCHMARK 80 Handicap - 2000m

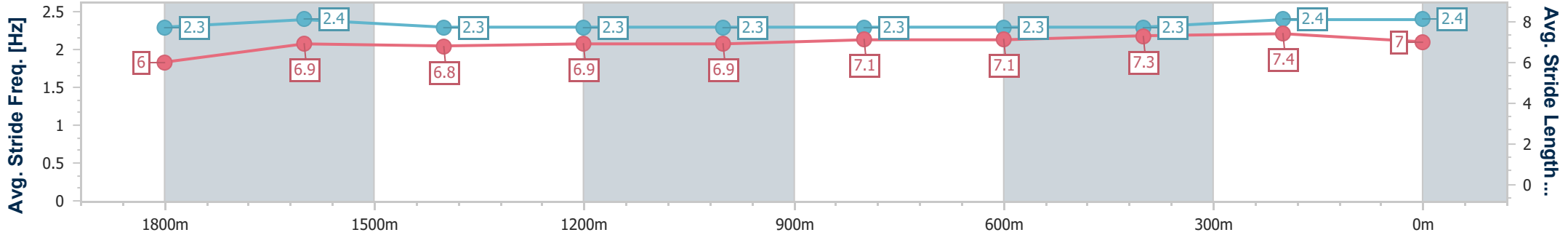
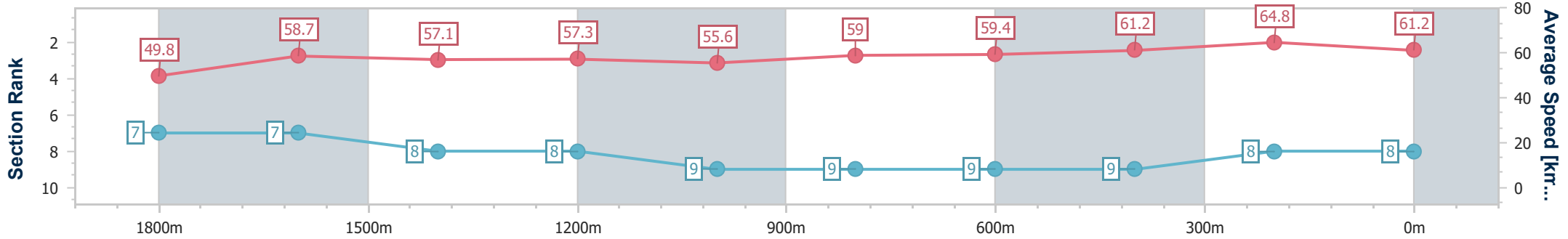
11 November 2023 - 14:01

Track Rating: Soft 6, Weather: Fine, Rail Position: +2m Entire



BRISBANE RACING CLUB

Section	Overall	1800m	1600m	1400m	1200m	1000m	800m	600m	400m	200m
Section Times	2:04.15 [8] (0:14.47)	1:49.68 [7] (0:12.23)	1:37.45 [7] (0:12.57)	1:24.88 [8] (0:12.64)	1:12.24 [8] (0:12.93)	0:59.31 [9] (0:12.28)	0:47.03 [9] (0:12.24)	0:34.79 [9] (0:11.89)	0:22.90 [9] (0:11.18)	0:11.72 [8] (0:11.72)
Average Speed [km/h]	49.8	58.7	57.1	57.3	55.6	59.0	59.4	61.2	64.8	61.2
Top Speed [km/h]	61.7	61.8	58.2	58.8	57.5	60.7	61.1	63.4	65.6	64.1
Avg. Dist. to Rail [m]	1.9	0.6	0.7	0.9	2.2	2.2	2.2	1.8	2.5	1.6
Avg. Stride Freq. [Hz]	2.3	2.4	2.3	2.3	2.3	2.3	2.3	2.3	2.4	2.4
Avg. Stride Length [m]	6.0	6.9	6.8	6.9	6.9	7.1	7.1	7.3	7.4	7.0



- [] Ranking at each section and finish
- .-.- No data available at this section
- NA No data available



Horse/Jockey Name	Tappy's Lad
Final Rank	9
Fastest Section Time (Section)	0:11.68 (400m)
Top Speed [km/h] (Section)	62.9 (400m)
Race State	Finished

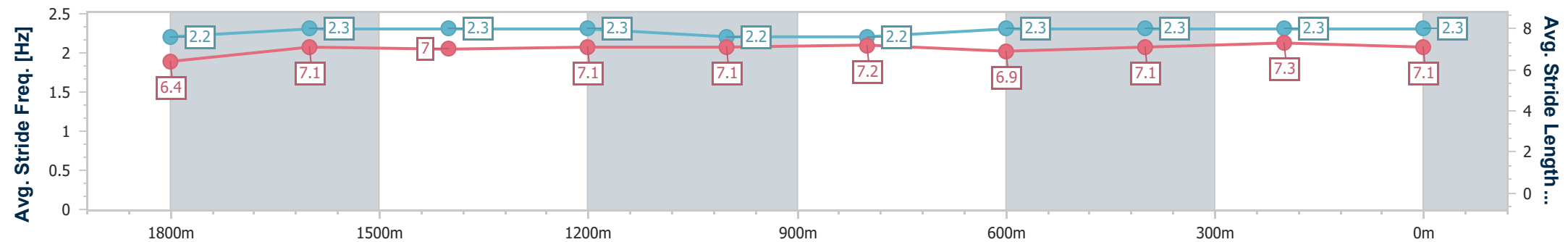
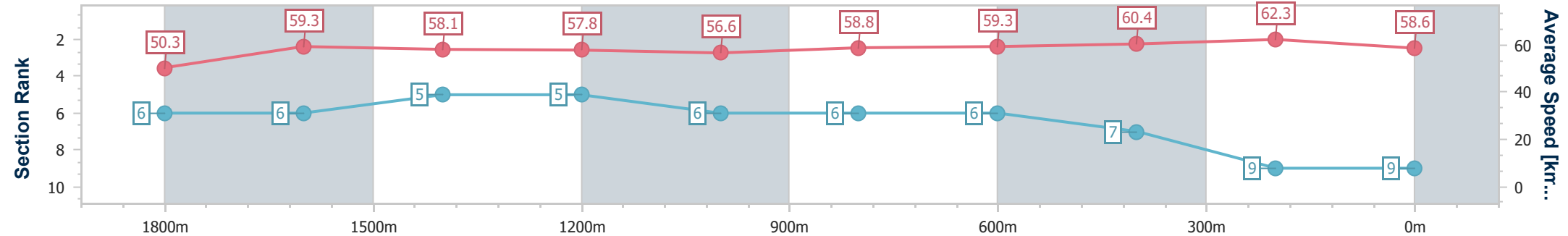


Doomben QLD Professional
Race 4: LORRAINE ERHART BENCHMARK 80 Handicap - 2000m
 11 November 2023 - 14:01
 Track Rating: Soft 6, Weather: Fine, Rail Position: +2m Entire



BRISBANE
RACING CLUB

Section	Overall	1800m	1600m	1400m	1200m	1000m	800m	600m	400m	200m
Section Times	2:05.04 [9] (0:14.30)	1:50.74 [6] (0:12.18)	1:38.56 [6] (0:12.43)	1:26.13 [5] (0:12.62)	1:13.51 [5] (0:12.78)	1:00.73 [6] (0:12.31)	0:48.42 [6] (0:12.34)	0:36.08 [6] (0:12.14)	0:23.94 [7] (0:11.68)	0:12.26 [9] (0:12.26)
Average Speed [km/h]	50.3	59.3	58.1	57.8	56.6	58.8	59.3	60.4	62.3	58.6
Top Speed [km/h]	60.9	60.9	59.7	59.6	58.7	59.7	60.8	61.1	62.9	62.1
Avg. Dist. to Rail [m]	4.0	0.9	1.2	2.5	3.5	3.4	3.1	3.2	4.6	6.4
Avg. Stride Freq. [Hz]	2.2	2.3	2.3	2.3	2.2	2.2	2.3	2.3	2.3	2.3
Avg. Stride Length [m]	6.4	7.1	7.0	7.1	7.1	7.2	6.9	7.1	7.3	7.1



- [] Ranking at each section and finish
- .-.- No data available at this section
- NA No data available