



# Doomben QLD Professional

## Race 3: CASCADE Fillies and Mares BENCHMARK 78 Handicap - 1200m

11 November 2023 - 13:20



BRISBANE  
RACING CLUB

Track Rating: Soft 6, Weather: Fine, Rail Position: +2m Entire

Section													Last 600m	
Field Times													0:33.97	
					Overall	1000m	800m	600m	400m	200m				
					1:09.64 (0:12.92)	0:56.72 (0:11.20)	0:45.52 (0:11.55)	0:33.97 (0:11.52)	0:22.45 (0:10.83)	0:11.62 (0:11.62)				
Rank	TAB	Horse/Jockey	Barrier	Top Speed [km/h]	Fastest Section							Margin	Distance Travelled [m]	
1	7	MIDNIGHT IN TOKYO Damien Thornton	4	68.5 200m	0:10.65 400m	1:09.64 [1] (0:13.38)	0:56.26 [7] (0:11.32)	0:44.94 [7] (0:11.50)	0:33.44 [7] (0:11.47)	0:21.97 [5] (0:10.65)	0:11.32 [3] (0:11.32)	1:09.64	0:33.44	
2	1	GLORIOUS RUBY Marnu Potgieter	7	67.8 400m	0:10.79 400m	1:09.82 [2] (0:13.05)	0:56.77 [2] (0:11.19)	0:45.58 [2] (0:11.48)	0:34.10 [2] (0:11.51)	0:22.59 [2] (0:10.79)	0:11.80 [1] (0:11.80)	1.04L	0:34.10	+3
3	4	MY SNOW QUEEN Ryan Maloney	6	66.9 400m	0:10.93 400m	1:10.03 [3] (0:12.92)	0:57.11 [1] (0:11.20)	0:45.91 [1] (0:11.55)	0:34.36 [1] (0:11.52)	0:22.84 [1] (0:10.93)	0:11.91 [2] (0:11.91)	2.28L	0:34.36	+4
4	2	STROLL Boris Thornton	8	67.6 400m	0:10.83 400m	1:10.25 [4] (0:13.60)	0:56.65 [8] (0:11.32)	0:45.33 [8] (0:11.47)	0:33.86 [8] (0:11.55)	0:22.31 [8] (0:10.83)	0:11.48 [6] (0:11.48)	3.57L	0:33.86	+4
5	6	COMPASSIONATE Martin Harley	2	67.3 200m	0:10.82 400m	1:10.30 [5] (0:13.25)	0:57.05 [5] (0:11.26)	0:45.79 [5] (0:11.61)	0:34.18 [6] (0:11.50)	0:22.68 [4] (0:10.82)	0:11.86 [4] (0:11.86)	3.83L	0:34.18	-5
6	9	MORETON BAY Cejay Graham	1	66.2 200m	0:11.04 400m	1:10.33 [6] (0:13.18)	0:57.15 [4] (0:11.23)	0:45.92 [4] (0:11.58)	0:34.34 [3] (0:11.50)	0:22.84 [3] (0:11.04)	0:11.80 [5] (0:11.80)	4.05L	0:34.34	-1
7	8	LATAKIA Angela Jones	10	66.2 1000m	0:11.12 400m	1:10.53 [7] (0:13.16)	0:57.37 [3] (0:11.25)	0:46.12 [3] (0:11.64)	0:34.48 [4] (0:11.63)	0:22.85 [6] (0:11.12)	0:11.73 [7] (0:11.73)	5.24L	0:34.48	+6
8	5	HAKKAI MARU Jim Byrne	9	66.8 400m	0:11.02 400m	1:10.61 [8] (0:13.38)	0:57.23 [6] (0:11.29)	0:45.94 [6] (0:11.42)	0:34.52 [5] (0:11.71)	0:22.81 [7] (0:11.02)	0:11.79 [8] (0:11.79)	5.67L	0:34.52	+6

Scratched: Vinasta (#3), Sabalenka (#10)

[ ] Ranking at each section and finish  
 -:-:- No data available at this section  
 NA No data available

SCN Saddle cloth number  
 DNF Did not finish  
 DNT Did not track



Horse/Jockey Name	Midnight In Tokyo
Final Rank	1
Fastest Section Time (Section)	0:10.65 (400m)
Top Speed [km/h] (Section)	68.5 (200m)
Race State	Finished



**Doomben QLD Professional**  
**Race 3: CASCADE Fillies and Mares BENCHMARK 78**  
**Handicap - 1200m**

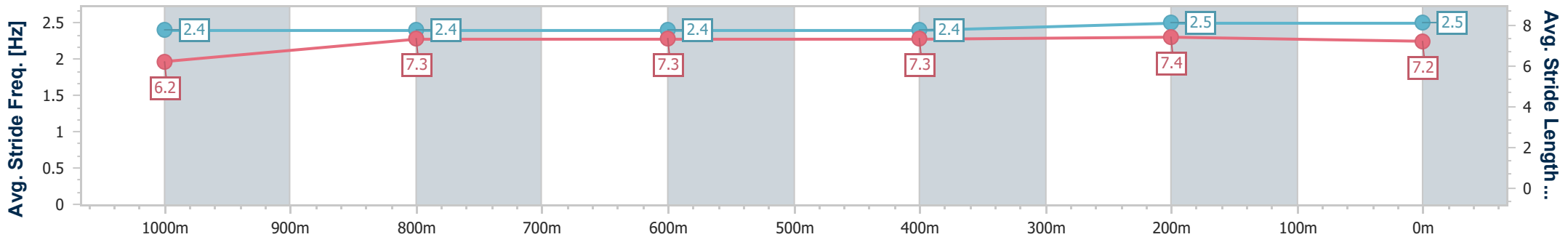
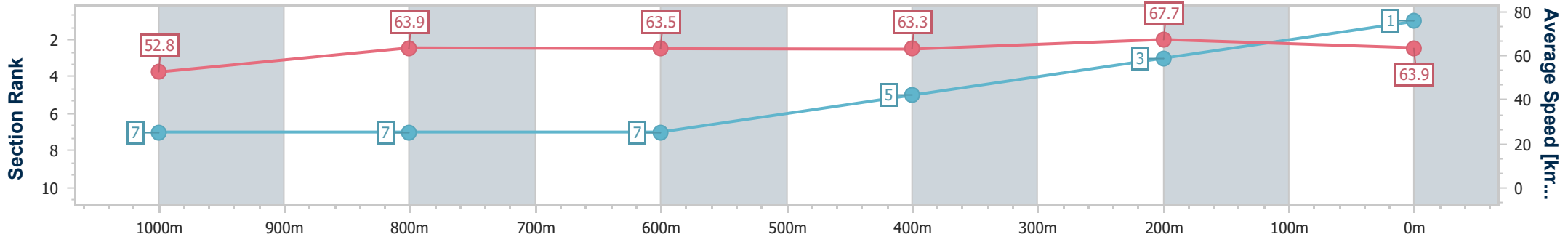
11 November 2023 - 13:20

Track Rating: Soft 6, Weather: Fine, Rail Position: +2m Entire



BRISBANE  
RACING CLUB

Section	Overall	1000m	800m	600m	400m	200m
Section Times	1:09.64 [1] (0:13.38)	0:56.26 [7] (0:11.32)	0:44.94 [7] (0:11.50)	0:33.44 [7] (0:11.47)	0:21.97 [5] (0:10.65)	0:11.32 [3] (0:11.32)
Average Speed [km/h]	52.8	63.9	63.5	63.3	67.7	63.9
Top Speed [km/h]	60.3	64.8	65.2	64.3	68.4	68.5
Avg. Dist. to Rail [m]	3.8	2.3	3.8	1.7	1.5	4.4
Avg. Stride Freq. [Hz]	2.4	2.4	2.4	2.4	2.5	2.5
Avg. Stride Length [m]	6.2	7.3	7.3	7.3	7.4	7.2



- [ ] Ranking at each section and finish
- .-.- No data available at this section
- NA No data available



Horse/Jockey Name	Glorious Ruby
Final Rank	2
Fastest Section Time (Section)	0:10.79 (400m)
Top Speed [km/h] (Section)	67.8 (400m)
Race State	Finished



**Doomben QLD Professional**  
**Race 3: CASCADE Fillies and Mares BENCHMARK 78**  
**Handicap - 1200m**

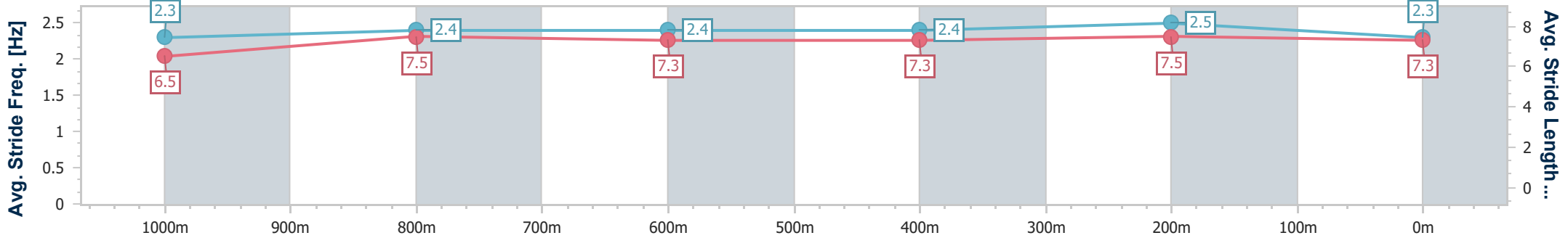
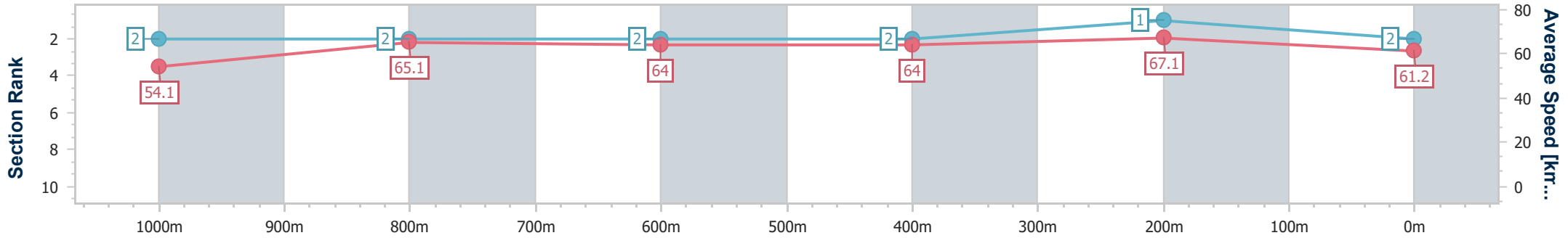
11 November 2023 - 13:20

Track Rating: Soft 6, Weather: Fine, Rail Position: +2m Entire



BRISBANE  
RACING CLUB

Section	Overall	1000m	800m	600m	400m	200m
Section Times	1:09.82 [2] (0:13.05)	0:56.77 [2] (0:11.19)	0:45.58 [2] (0:11.48)	0:34.10 [2] (0:11.51)	0:22.59 [2] (0:10.79)	0:11.80 [1] (0:11.80)
Average Speed [km/h]	54.1	65.1	64.0	64.0	67.1	61.2
Top Speed [km/h]	61.8	65.8	65.7	64.7	67.8	67.7
Avg. Dist. to Rail [m]	5.9	3.0	3.0	3.3	3.1	4.1
Avg. Stride Freq. [Hz]	2.3	2.4	2.4	2.4	2.5	2.3
Avg. Stride Length [m]	6.5	7.5	7.3	7.3	7.5	7.3



- [ ] Ranking at each section and finish
- .-.- No data available at this section
- NA No data available



Horse/Jockey Name	My Snow Queen
Final Rank	3
Fastest Section Time (Section)	0:10.93 (400m)
Top Speed [km/h] (Section)	66.9 (400m)
Race State	Finished



**Doomben QLD Professional**  
**Race 3: CASCADE Fillies and Mares BENCHMARK 78**  
**Handicap - 1200m**

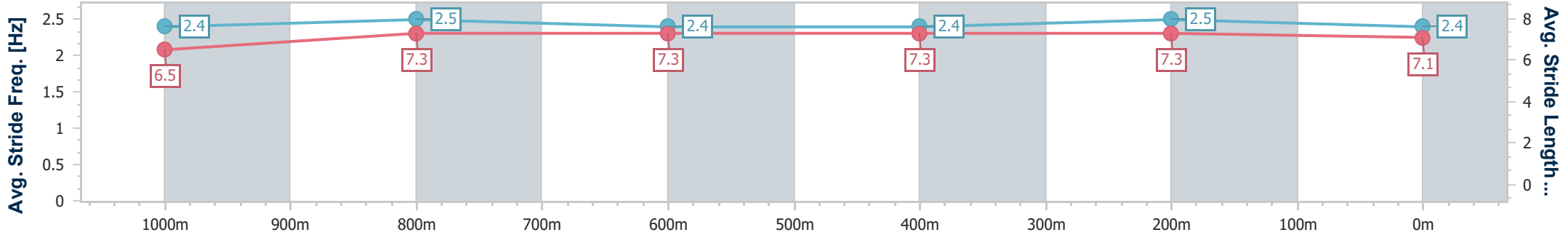
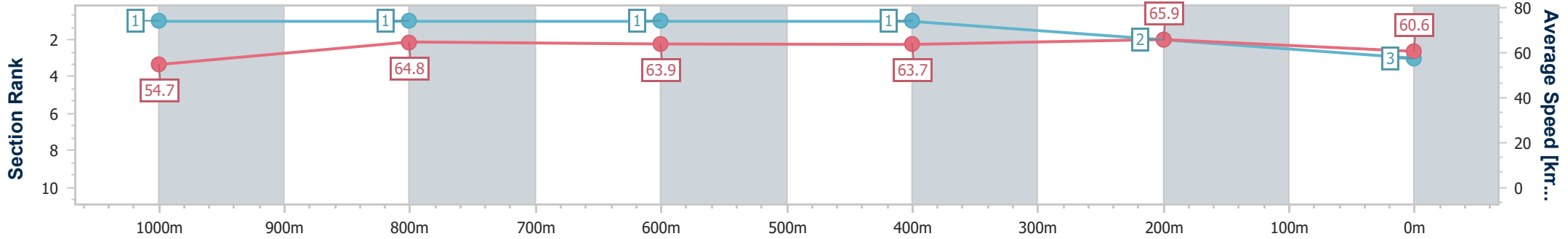
11 November 2023 - 13:20

Track Rating: Soft 6, Weather: Fine, Rail Position: +2m Entire



BRISBANE  
RACING CLUB

Section	Overall	1000m	800m	600m	400m	200m
Section Times	1:10.03 [3] (0:12.92)	0:57.11 [1] (0:11.20)	0:45.91 [1] (0:11.55)	0:34.36 [1] (0:11.52)	0:22.84 [1] (0:10.93)	0:11.91 [2] (0:11.91)
Average Speed [km/h]	54.7	64.8	63.9	63.7	65.9	60.6
Top Speed [km/h]	61.2	65.6	65.4	64.4	66.9	66.8
Avg. Dist. to Rail [m]	4.4	2.4	4.3	3.2	1.8	1.5
Avg. Stride Freq. [Hz]	2.4	2.5	2.4	2.4	2.5	2.4
Avg. Stride Length [m]	6.5	7.3	7.3	7.3	7.3	7.1



- [ ] Ranking at each section and finish
- .-.- No data available at this section
- NA No data available



Horse/Jockey Name	Stroll
Final Rank	4
Fastest Section Time (Section)	0:10.83 (400m)
Top Speed [km/h] (Section)	67.6 (400m)
Race State	Finished



**Doomben QLD Professional**  
**Race 3: CASCADE Fillies and Mares BENCHMARK 78**  
**Handicap - 1200m**

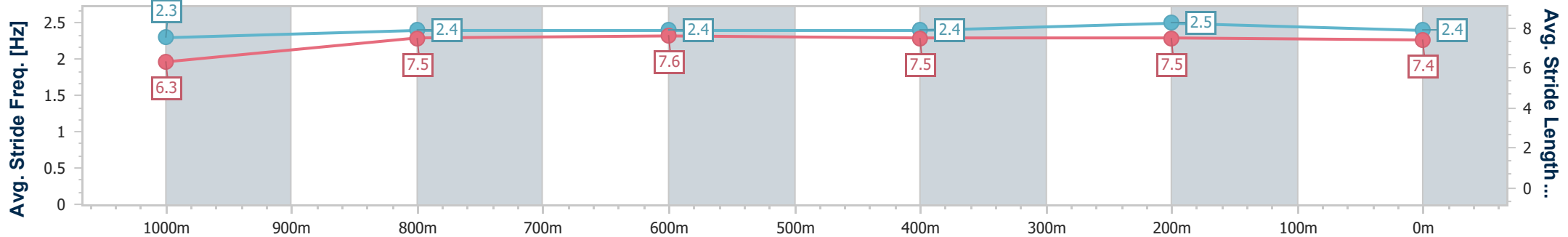
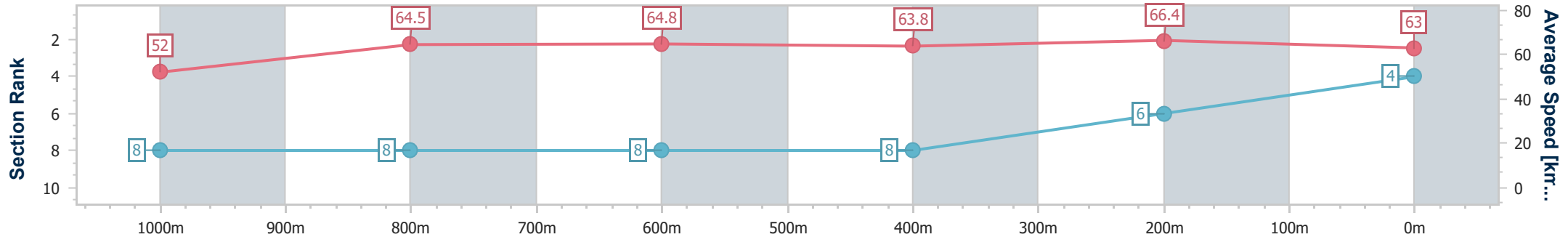
11 November 2023 - 13:20

Track Rating: Soft 6, Weather: Fine, Rail Position: +2m Entire



BRISBANE  
RACING CLUB

Section	Overall	1000m	800m	600m	400m	200m
Section Times	1:10.25 [4] (0:13.60)	0:56.65 [8] (0:11.32)	0:45.33 [8] (0:11.47)	0:33.86 [8] (0:11.55)	0:22.31 [8] (0:10.83)	0:11.48 [6] (0:11.48)
Average Speed [km/h]	52.0	64.5	64.8	63.8	66.4	63.0
Top Speed [km/h]	59.5	65.2	65.3	65.5	67.6	67.5
Avg. Dist. to Rail [m]	5.8	3.4	4.3	3.3	2.5	4.4
Avg. Stride Freq. [Hz]	2.3	2.4	2.4	2.4	2.5	2.4
Avg. Stride Length [m]	6.3	7.5	7.6	7.5	7.5	7.4



- [ ] Ranking at each section and finish
- .-.- No data available at this section
- NA No data available



Horse/Jockey Name	Compassionate
Final Rank	5
Fastest Section Time (Section)	0:10.82 (400m)
Top Speed [km/h] (Section)	67.3 (200m)
Race State	Finished



**Doomben QLD Professional**  
**Race 3: CASCADE Fillies and Mares BENCHMARK 78**  
**Handicap - 1200m**

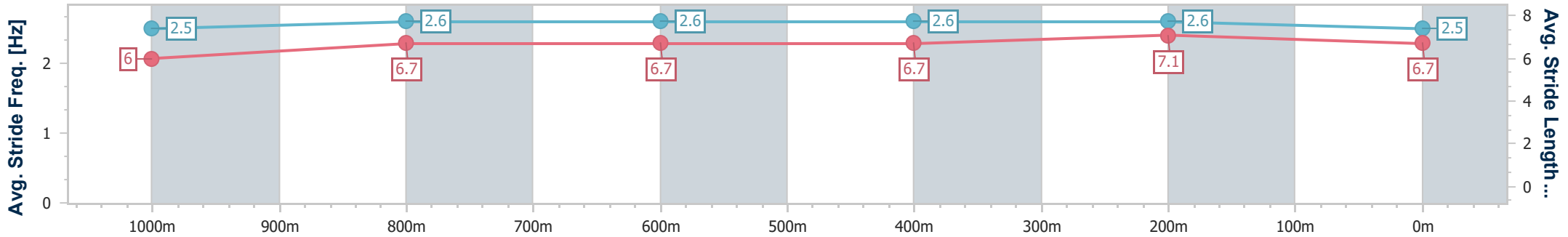
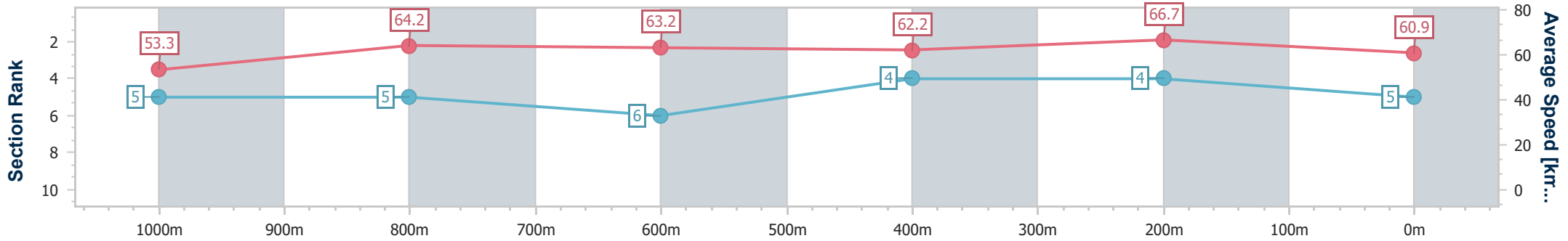
11 November 2023 - 13:20

Track Rating: Soft 6, Weather: Fine, Rail Position: +2m Entire



BRISBANE  
RACING CLUB

Section	Overall	1000m	800m	600m	400m	200m
Section Times	1:10.30 [5] (0:13.25)	0:57.05 [5] (0:11.26)	0:45.79 [5] (0:11.61)	0:34.18 [6] (0:11.50)	0:22.68 [4] (0:10.82)	0:11.86 [4] (0:11.86)
Average Speed [km/h]	53.3	64.2	63.2	62.2	66.7	60.9
Top Speed [km/h]	60.2	65.6	65.8	64.2	67.3	67.3
Avg. Dist. to Rail [m]	3.9	3.9	4.2	1.8	1.8	6.1
Avg. Stride Freq. [Hz]	2.5	2.6	2.6	2.6	2.6	2.5
Avg. Stride Length [m]	6.0	6.7	6.7	6.7	7.1	6.7



- [ ] Ranking at each section and finish
- .-.- No data available at this section
- NA No data available



Horse/Jockey Name	Moreton Bay
Final Rank	6
Fastest Section Time (Section)	0:11.04 (400m)
Top Speed [km/h] (Section)	66.2 (200m)
Race State	Finished



**Doomben QLD Professional**  
**Race 3: CASCADE Fillies and Mares BENCHMARK 78**  
**Handicap - 1200m**

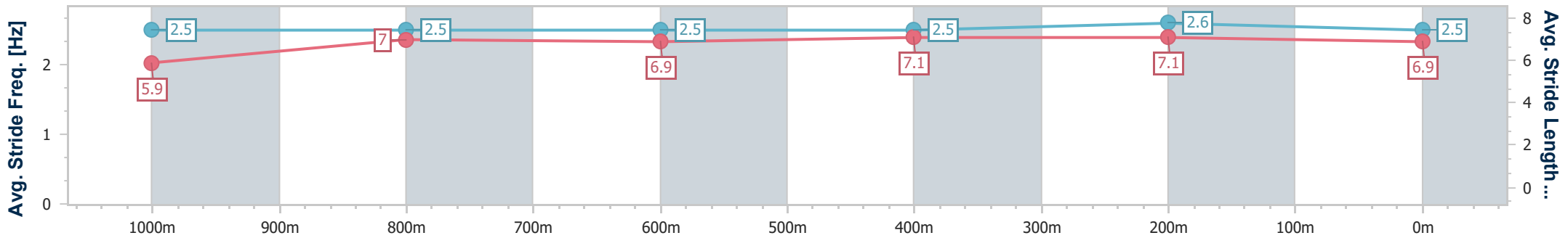
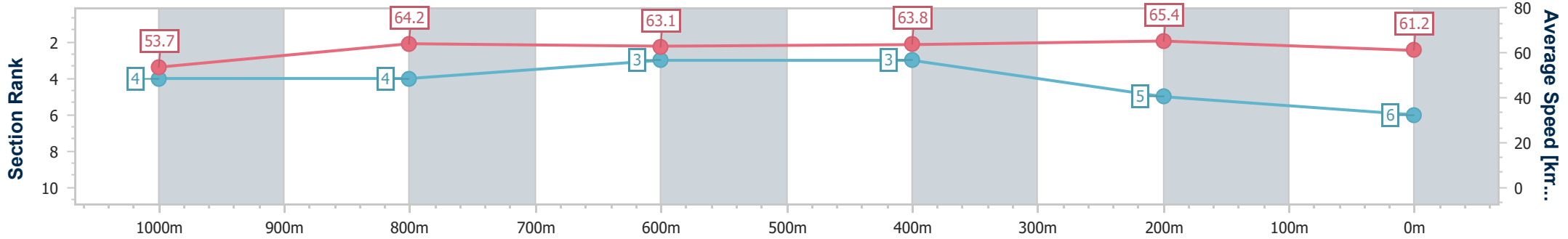
11 November 2023 - 13:20

Track Rating: Soft 6, Weather: Fine, Rail Position: +2m Entire



BRISBANE  
RACING CLUB

Section	Overall	1000m	800m	600m	400m	200m
Section Times	1:10.33 [6] (0:13.18)	0:57.15 [4] (0:11.23)	0:45.92 [4] (0:11.58)	0:34.34 [3] (0:11.50)	0:22.84 [3] (0:11.04)	0:11.80 [5] (0:11.80)
Average Speed [km/h]	53.7	64.2	63.1	63.8	65.4	61.2
Top Speed [km/h]	60.8	65.3	65.4	64.3	66.2	66.2
Avg. Dist. to Rail [m]	2.8	2.2	2.7	1.8	1.2	1.8
Avg. Stride Freq. [Hz]	2.5	2.5	2.5	2.5	2.6	2.5
Avg. Stride Length [m]	5.9	7.0	6.9	7.1	7.1	6.9



- [ ] Ranking at each section and finish
- .-.- No data available at this section
- NA No data available



Horse/Jockey Name	Latakia
Final Rank	7
Fastest Section Time (Section)	0:11.12 (400m)
Top Speed [km/h] (Section)	66.2 (1000m)
Race State	Finished



**Doomben QLD Professional**  
**Race 3: CASCADE Fillies and Mares BENCHMARK 78**  
**Handicap - 1200m**

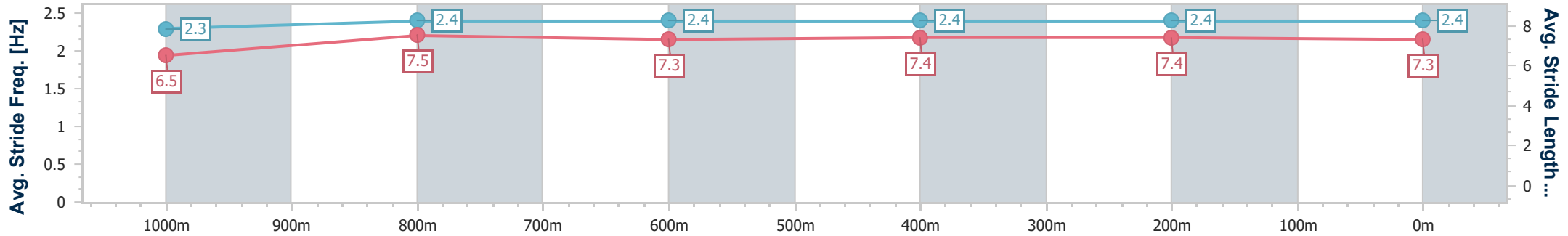
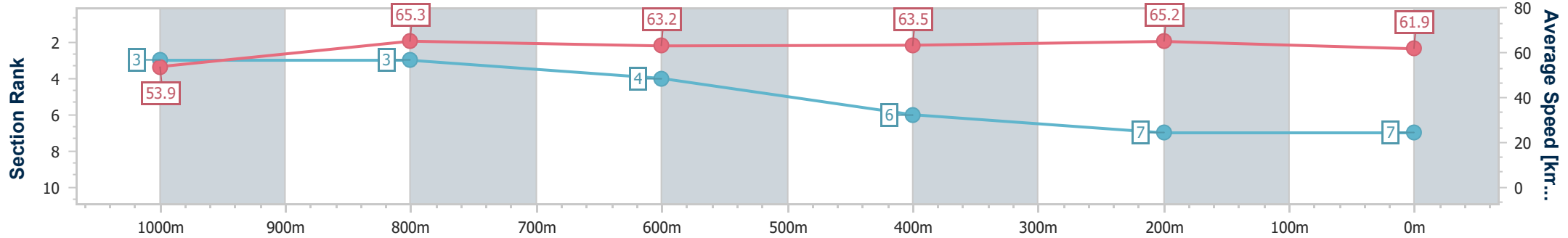
11 November 2023 - 13:20

Track Rating: Soft 6, Weather: Fine, Rail Position: +2m Entire



BRISBANE  
RACING CLUB

Section	Overall	1000m	800m	600m	400m	200m
Section Times	1:10.53 [7] (0:13.16)	0:57.37 [3] (0:11.25)	0:46.12 [3] (0:11.64)	0:34.48 [4] (0:11.63)	0:22.85 [6] (0:11.12)	0:11.73 [7] (0:11.73)
Average Speed [km/h]	53.9	65.3	63.2	63.5	65.2	61.9
Top Speed [km/h]	62.1	66.2	65.7	64.8	65.7	65.6
Avg. Dist. to Rail [m]	8.6	5.3	6.0	3.3	2.2	3.4
Avg. Stride Freq. [Hz]	2.3	2.4	2.4	2.4	2.4	2.4
Avg. Stride Length [m]	6.5	7.5	7.3	7.4	7.4	7.3



- [ ] Ranking at each section and finish
- .-.- No data available at this section
- NA No data available





Horse/Jockey Name	Hakkai Maru
Final Rank	8
Fastest Section Time (Section)	0:11.02 (400m)
Top Speed [km/h] (Section)	66.8 (400m)
Race State	Finished



**Doomben QLD Professional**  
**Race 3: CASCADE Fillies and Mares BENCHMARK 78**  
**Handicap - 1200m**

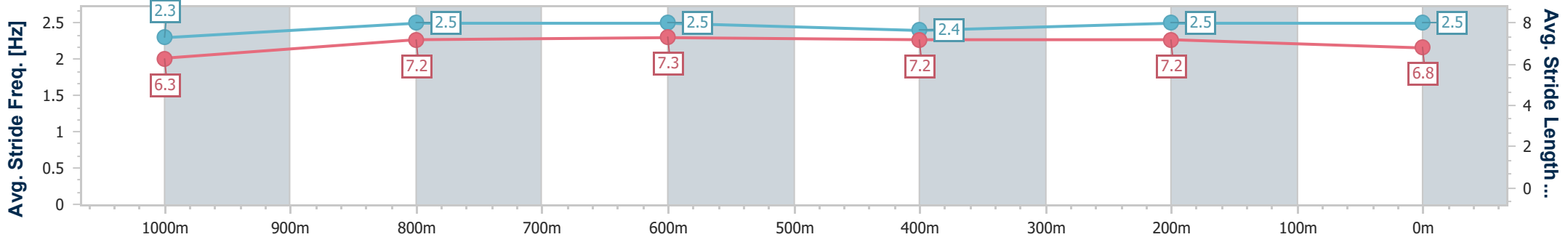
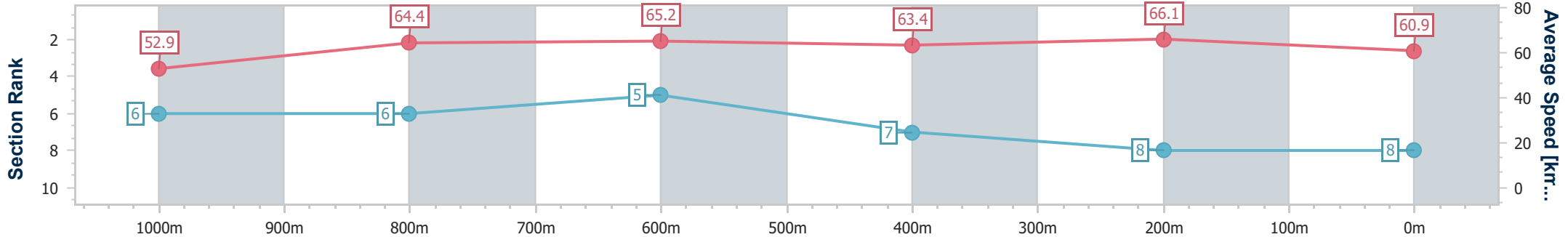
11 November 2023 - 13:20

Track Rating: Soft 6, Weather: Fine, Rail Position: +2m Entire



BRISBANE  
RACING CLUB

Section	Overall	1000m	800m	600m	400m	200m
Section Times	1:10.61 [8] (0:13.38)	0:57.23 [6] (0:11.29)	0:45.94 [6] (0:11.42)	0:34.52 [5] (0:11.71)	0:22.81 [7] (0:11.02)	0:11.79 [8] (0:11.79)
Average Speed [km/h]	52.9	64.4	65.2	63.4	66.1	60.9
Top Speed [km/h]	60.6	65.4	65.7	65.5	66.8	66.8
Avg. Dist. to Rail [m]	7.1	3.8	4.3	4.4	5.9	7.1
Avg. Stride Freq. [Hz]	2.3	2.5	2.5	2.4	2.5	2.5
Avg. Stride Length [m]	6.3	7.2	7.3	7.2	7.2	6.8



- [ ] Ranking at each section and finish
- .-.- No data available at this section
- NA No data available