



Sunshine Coast QLD Professional

Race 3: Homefront Australia BenchMark 62 Handicap - 1000m

10 November 2023 - 19:02



Track Rating: Good 4, Weather: Fine, Rail Position: +7m Entire

Section											Last 600m	
Field Times		Overall	800m	600m	400m	200m						0:33.87
		0:58.06 (0:13.38)	0:44.68 (0:10.81)	0:33.87 (0:11.13)	0:22.74 (0:10.96)	0:11.78 (0:11.78)						
Rank	TAB	Horse/Jockey	Barrier	Top Speed [km/h]	Fastest Section	Overall	800m	600m	400m	200m	Margin	Distance Travelled [m]
1	12	ARTIE PANTZ Micheal Hellyer	5	70.8	0:10.77 Overall	0:58.06 [1] (0:13.46)	0:44.60 [3] (0:10.77)	0:33.83 [2] (0:11.09)	0:22.74 [2] (0:10.96)	0:11.78 [1] (0:11.78)	0:58.06	0:33.83
2	4	CHIKARA Ben Thompson	11	68.8	0:10.68 400m	0:58.13 [2] (0:14.16)	0:43.97 [8] (0:10.87)	0:33.10 [8] (0:10.85)	0:22.25 [8] (0:10.68)	0:11.57 [5] (0:11.57)	0.3L	0:33.10 +2
3	10	OUR ROCKETMAN Jaden Lloyd	9	68.3	0:10.81 800m	0:58.16 [3] (0:13.96)	0:44.20 [7] (0:10.89)	0:33.31 [7] (0:10.95)	0:22.36 [7] (0:10.81)	0:11.55 [6] (0:11.55)	0.5L	0:33.31 +3
4	6	SIX SIDES Damien Thornton	6	68.2	0:10.81 800m	0:58.25 [4] (0:13.44)	0:44.81 [2] (0:10.81)	0:34.00 [3] (0:11.07)	0:22.93 [1] (0:11.05)	0:11.88 [2] (0:11.88)	0.9L	0:34.00 +3
5	9	IRISH MAUDIE Tiffani Brooker	3	67.5	0:10.84 800m	0:58.25 [5] (0:13.72)	0:44.53 [5] (0:10.84)	0:33.69 [4] (0:11.04)	0:22.65 [5] (0:10.92)	0:11.73 [4] (0:11.73)	1L	0:33.69 +0
6	2	PIANIST Samantha Collett	2	67.6	0:10.85 800m	0:58.41 [6] (0:13.95)	0:44.46 [6] (0:10.85)	0:33.61 [6] (0:10.99)	0:22.62 [6] (0:10.87)	0:11.75 [8] (0:11.75)	1.8L	0:33.61 +0
7	3	CHASETON Jasper Franklin	7	69.4	0:10.81 800m	0:58.50 [7] (0:13.38)	0:45.12 [1] (0:10.81)	0:34.31 [1] (0:11.21)	0:23.10 [3] (0:11.10)	0:12.00 [3] (0:12.00)	2.2L	0:34.31 +4
8	5	BAG OF WHITT Georgina Cartwright	4	67.2	0:10.90 800m	0:59.04 [8] (0:13.68)	0:45.36 [4] (0:10.90)	0:34.46 [5] (0:10.96)	0:23.50 [4] (0:11.10)	0:12.40 [7] (0:12.40)	5.2L	0:34.46 +2

Scratched: Barbary Royale (#7), The Kewess (#1), Smashingplates (#8), Island Tide (#11)

[] Ranking at each section and finish
 -:-:- No data available at this section
 NA No data available

SCN Saddle cloth number
 DNF Did not finish
 DNT Did not track



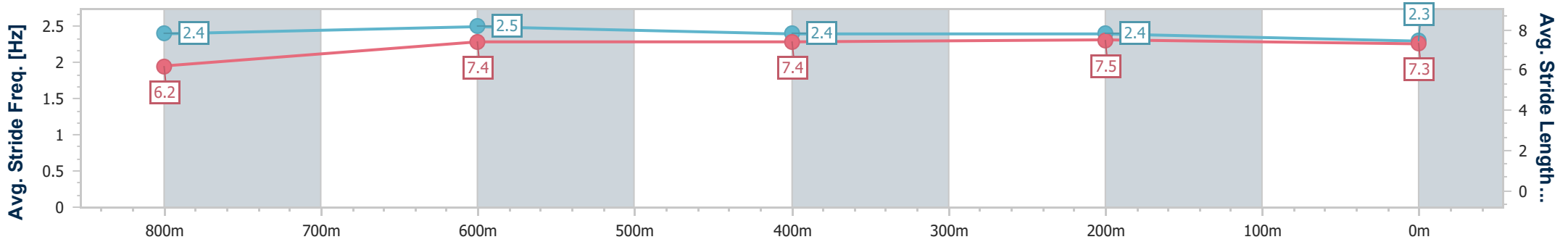
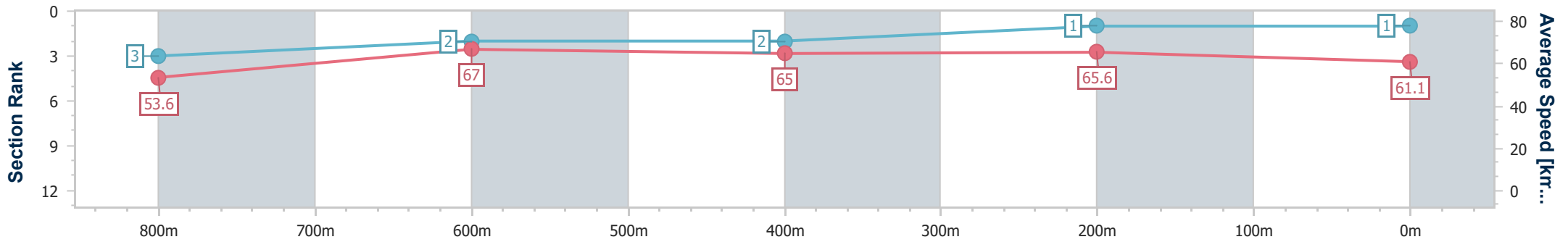
Horse/Jockey Name	Artie Pantz
Final Rank	1
Fastest Section Time (Section)	0:10.77 (800m)
Top Speed [km/h] (Section)	70.8 (Overall)
Race State	Finished



Sunshine Coast QLD Professional
 Race 3: Homefront Australia BenchMark 62 Handicap - 1000m
 10 November 2023 - 19:02
 Track Rating: Good 4, Weather: Fine, Rail Position: +7m Entire



Section	Overall	800m	600m	400m	200m
Section Times	0:58.06 [1] (0:13.46)	0:44.60 [3] (0:10.77)	0:33.83 [2] (0:11.09)	0:22.74 [2] (0:10.96)	0:11.78 [1] (0:11.78)
Average Speed [km/h]	53.6	67.0	65.0	65.6	61.1
Top Speed [km/h]	70.8	70.8	65.6	67.1	64.7
Avg. Dist. to Rail [m]	3.5	1.4	0.4	0.3	2.4
Avg. Stride Freq. [Hz]	2.4	2.5	2.4	2.4	2.3
Avg. Stride Length [m]	6.2	7.4	7.4	7.5	7.3



- [] Ranking at each section and finish
- .-.- No data available at this section
- NA No data available



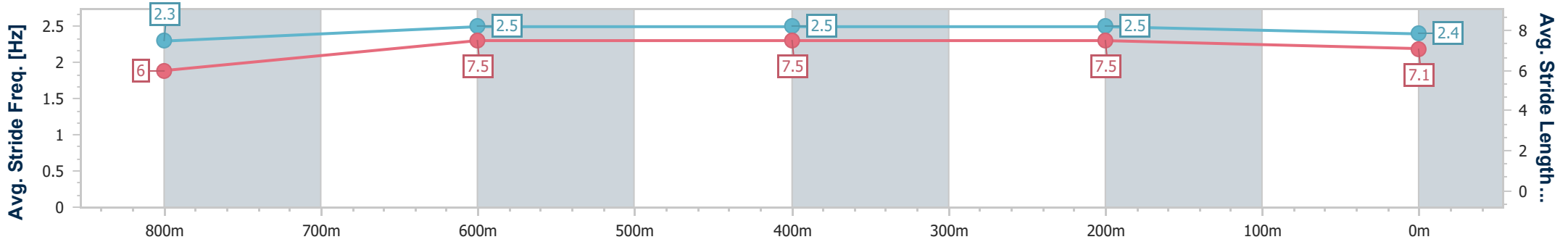
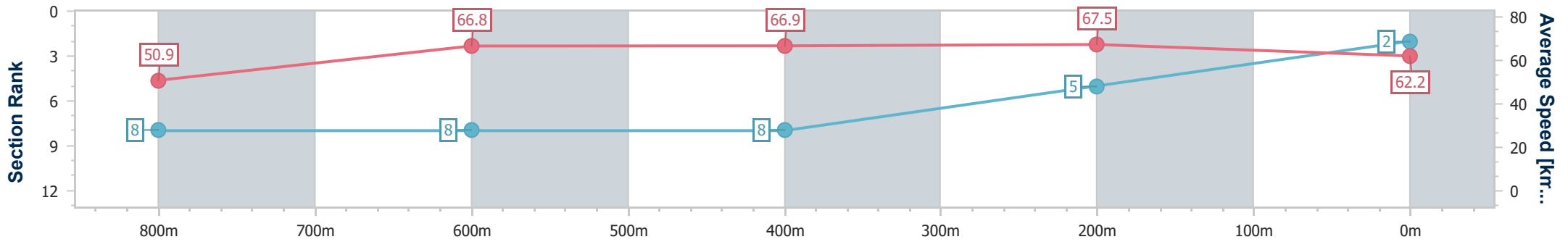
Horse/Jockey Name	Chikara
Final Rank	2
Fastest Section Time (Section)	0:10.68 (400m)
Top Speed [km/h] (Section)	68.8 (400m)
Race State	Finished



Sunshine Coast QLD Professional
 Race 3: Homefront Australia BenchMark 62 Handicap - 1000m
 10 November 2023 - 19:02
 Track Rating: Good 4, Weather: Fine, Rail Position: +7m Entire



Section	Overall	800m	600m	400m	200m
Section Times	0:58.13 [2] (0:14.16)	0:43.97 [8] (0:10.87)	0:33.10 [8] (0:10.85)	0:22.25 [8] (0:10.68)	0:11.57 [5] (0:11.57)
Average Speed [km/h]	50.9	66.8	66.9	67.5	62.2
Top Speed [km/h]	65.6	68.3	67.5	68.8	65.4
Avg. Dist. to Rail [m]	7.3	2.5	1.1	4.4	5.1
Avg. Stride Freq. [Hz]	2.3	2.5	2.5	2.5	2.4
Avg. Stride Length [m]	6.0	7.5	7.5	7.5	7.1



- [] Ranking at each section and finish
- .-.- No data available at this section
- NA No data available



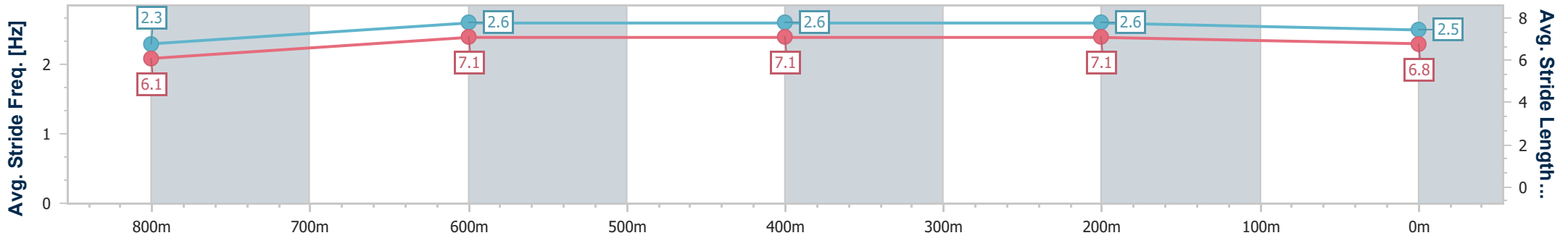
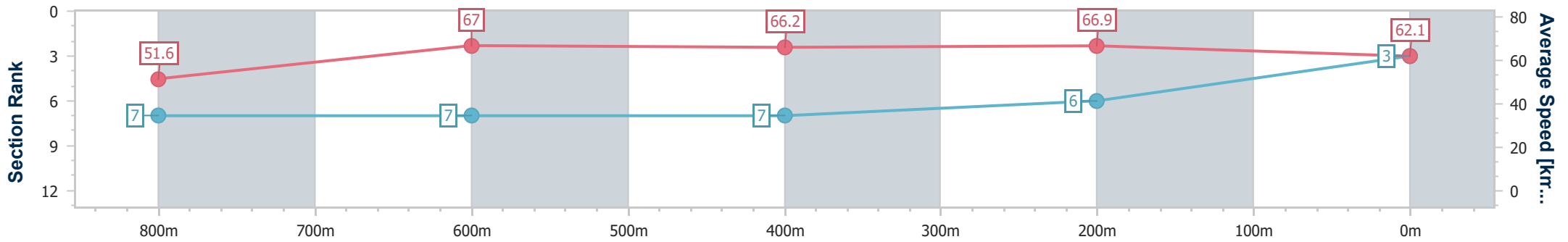
Horse/Jockey Name	Our Rocketman
Final Rank	3
Fastest Section Time (Section)	0:10.81 (400m)
Top Speed [km/h] (Section)	68.3 (800m)
Race State	Finished



Sunshine Coast QLD Professional
 Race 3: Homefront Australia BenchMark 62 Handicap - 1000m
 10 November 2023 - 19:02
 Track Rating: Good 4, Weather: Fine, Rail Position: +7m Entire



Section	Overall	800m	600m	400m	200m
Section Times	0:58.16 [3] (0:13.96)	0:44.20 [7] (0:10.89)	0:33.31 [7] (0:10.95)	0:22.36 [7] (0:10.81)	0:11.55 [6] (0:11.55)
Average Speed [km/h]	51.6	67.0	66.2	66.9	62.1
Top Speed [km/h]	66.1	68.3	68.2	67.7	65.8
Avg. Dist. to Rail [m]	6.7	2.9	1.8	2.2	5.1
Avg. Stride Freq. [Hz]	2.3	2.6	2.6	2.6	2.5
Avg. Stride Length [m]	6.1	7.1	7.1	7.1	6.8



- [] Ranking at each section and finish
- .-.- No data available at this section
- NA No data available



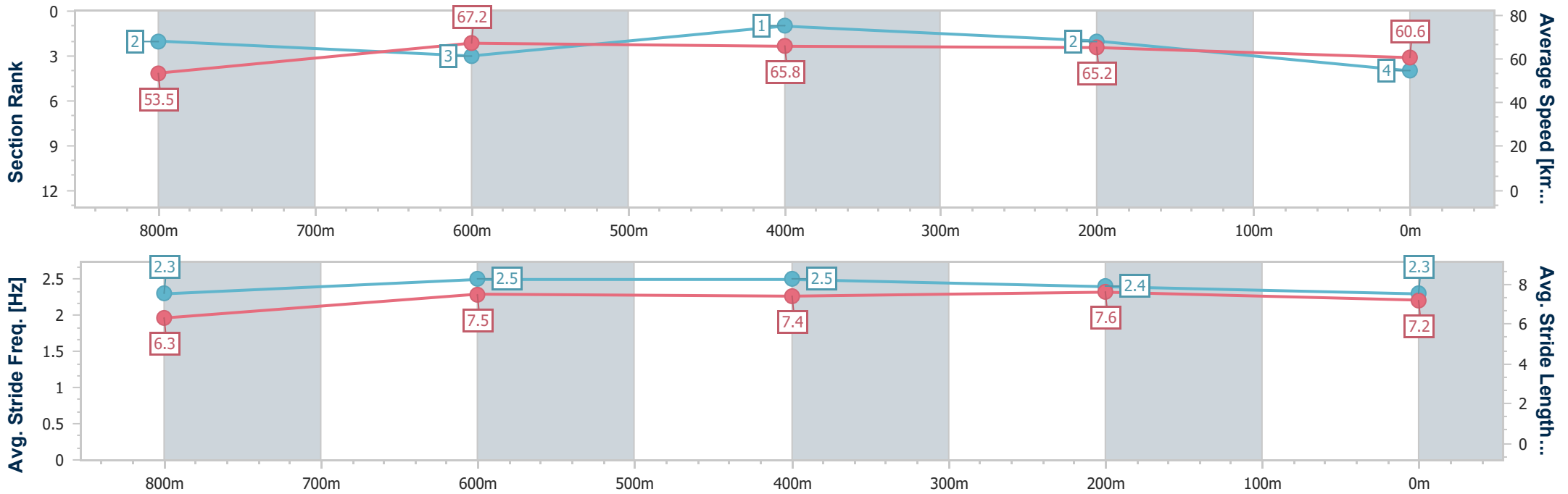
Horse/Jockey Name	Six Sides
Final Rank	4
Fastest Section Time (Section)	0:10.81 (800m)
Top Speed [km/h] (Section)	68.2 (800m)
Race State	Finished



Sunshine Coast QLD Professional
 Race 3: Homefront Australia BenchMark 62 Handicap - 1000m
 10 November 2023 - 19:02
 Track Rating: Good 4, Weather: Fine, Rail Position: +7m Entire



Section	Overall	800m	600m	400m	200m
Section Times	0:58.25 [4] (0:13.44)	0:44.81 [2] (0:10.81)	0:34.00 [3] (0:11.07)	0:22.93 [1] (0:11.05)	0:11.88 [2] (0:11.88)
Average Speed [km/h]	53.5	67.2	65.8	65.2	60.6
Top Speed [km/h]	68.1	68.2	66.4	66.4	63.9
Avg. Dist. to Rail [m]	4.6	2.2	2.1	3.0	4.0
Avg. Stride Freq. [Hz]	2.3	2.5	2.5	2.4	2.3
Avg. Stride Length [m]	6.3	7.5	7.4	7.6	7.2



- [] Ranking at each section and finish
- .-.- No data available at this section
- NA No data available



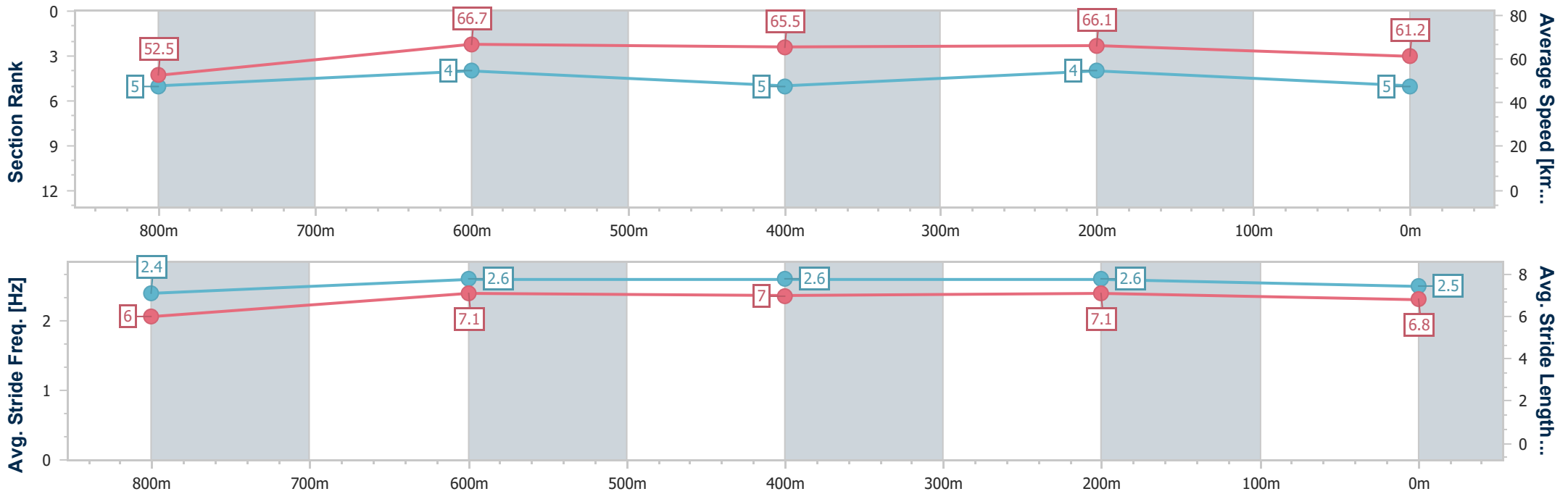
Horse/Jockey Name	Irish Maudie
Final Rank	5
Fastest Section Time (Section)	0:10.84 (800m)
Top Speed [km/h] (Section)	67.5 (800m)
Race State	Finished



Sunshine Coast QLD Professional
 Race 3: Homefront Australia BenchMark 62 Handicap - 1000m
 10 November 2023 - 19:02
 Track Rating: Good 4, Weather: Fine, Rail Position: +7m Entire



Section	Overall	800m	600m	400m	200m
Section Times	0:58.25 [5] (0:13.72)	0:44.53 [5] (0:10.84)	0:33.69 [4] (0:11.04)	0:22.65 [5] (0:10.92)	0:11.73 [4] (0:11.73)
Average Speed [km/h]	52.5	66.7	65.5	66.1	61.2
Top Speed [km/h]	66.9	67.5	67.1	67.1	64.0
Avg. Dist. to Rail [m]	1.9	1.5	0.7	1.4	3.4
Avg. Stride Freq. [Hz]	2.4	2.6	2.6	2.6	2.5
Avg. Stride Length [m]	6.0	7.1	7.0	7.1	6.8



- [] Ranking at each section and finish
- .-.- No data available at this section
- NA No data available



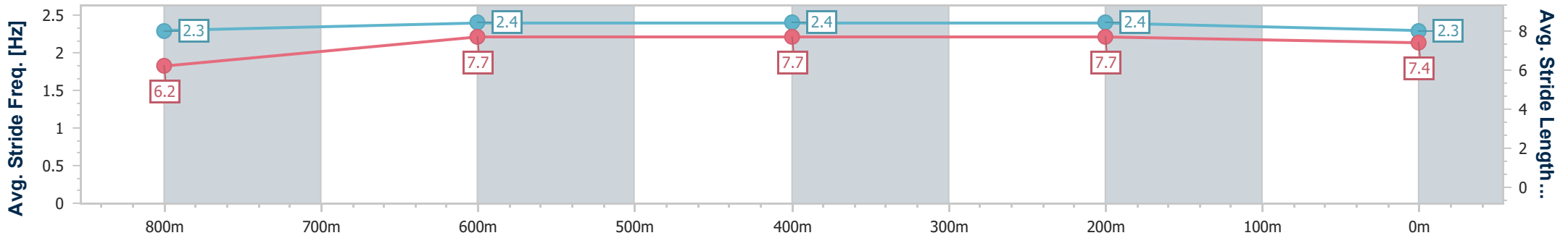
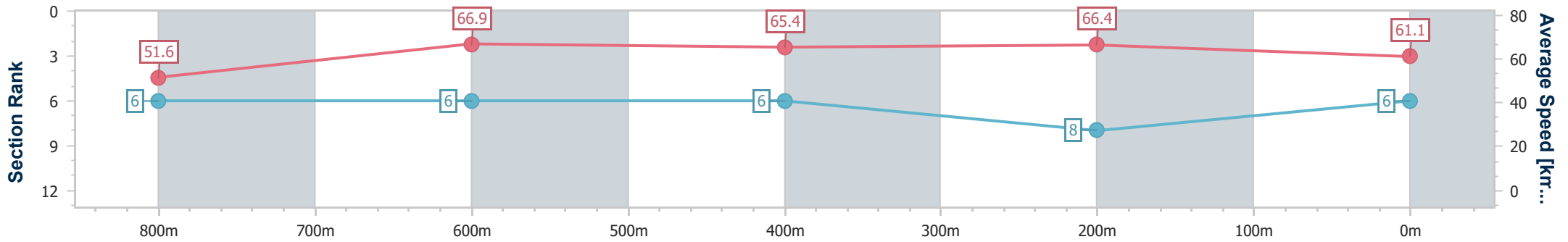
Horse/Jockey Name	Pianist
Final Rank	6
Fastest Section Time (Section)	0:10.85 (800m)
Top Speed [km/h] (Section)	67.6 (800m)
Race State	Finished



Sunshine Coast QLD Professional
 Race 3: Homefront Australia BenchMark 62 Handicap - 1000m
 10 November 2023 - 19:02
 Track Rating: Good 4, Weather: Fine, Rail Position: +7m Entire



Section	Overall	800m	600m	400m	200m
Section Times	0:58.41 [6] (0:13.95)	0:44.46 [6] (0:10.85)	0:33.61 [6] (0:10.99)	0:22.62 [6] (0:10.87)	0:11.75 [8] (0:11.75)
Average Speed [km/h]	51.6	66.9	65.4	66.4	61.1
Top Speed [km/h]	65.2	67.6	67.2	67.0	65.1
Avg. Dist. to Rail [m]	1.9	1.7	0.3	1.0	4.2
Avg. Stride Freq. [Hz]	2.3	2.4	2.4	2.4	2.3
Avg. Stride Length [m]	6.2	7.7	7.7	7.7	7.4



- [] Ranking at each section and finish
- .-.- No data available at this section
- NA No data available



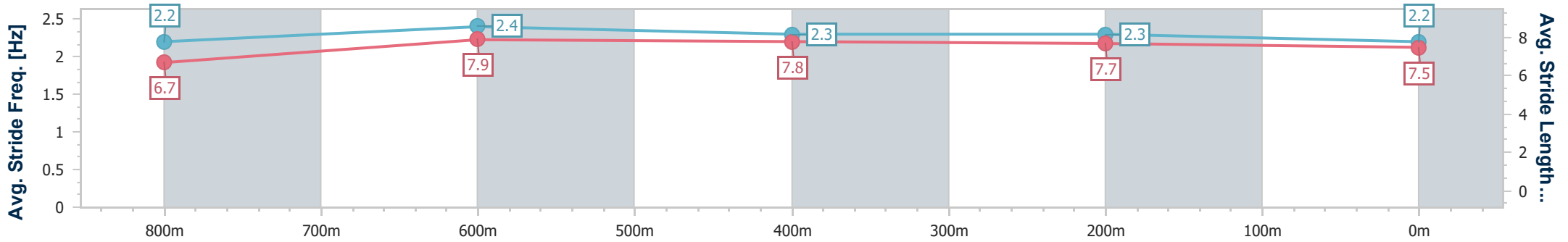
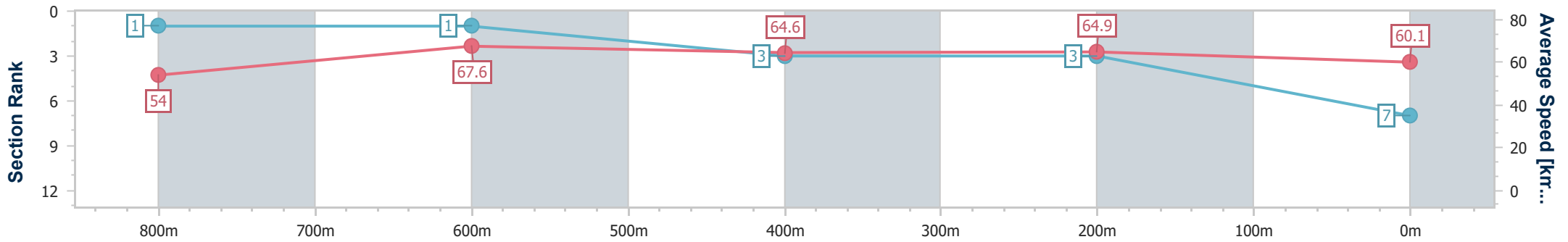
Horse/Jockey Name	Chaseton
Final Rank	7
Fastest Section Time (Section)	0:10.81 (800m)
Top Speed [km/h] (Section)	69.4 (800m)
Race State	Finished



Sunshine Coast QLD Professional
 Race 3: Homefront Australia BenchMark 62 Handicap - 1000m
 10 November 2023 - 19:02
 Track Rating: Good 4, Weather: Fine, Rail Position: +7m Entire



Section	Overall	800m	600m	400m	200m
Section Times	0:58.50 [7] (0:13.38)	0:45.12 [1] (0:10.81)	0:34.31 [1] (0:11.21)	0:23.10 [3] (0:11.10)	0:12.00 [3] (0:12.00)
Average Speed [km/h]	54.0	67.6	64.6	64.9	60.1
Top Speed [km/h]	68.6	69.4	65.3	66.3	63.7
Avg. Dist. to Rail [m]	7.0	4.1	1.2	1.4	3.5
Avg. Stride Freq. [Hz]	2.2	2.4	2.3	2.3	2.2
Avg. Stride Length [m]	6.7	7.9	7.8	7.7	7.5



- [] Ranking at each section and finish
- .-.- No data available at this section
- NA No data available



Horse/Jockey Name	Bag Of Whitt
Final Rank	8
Fastest Section Time (Section)	0:10.90 (800m)
Top Speed [km/h] (Section)	67.2 (800m)
Race State	Finished



Sunshine Coast QLD Professional

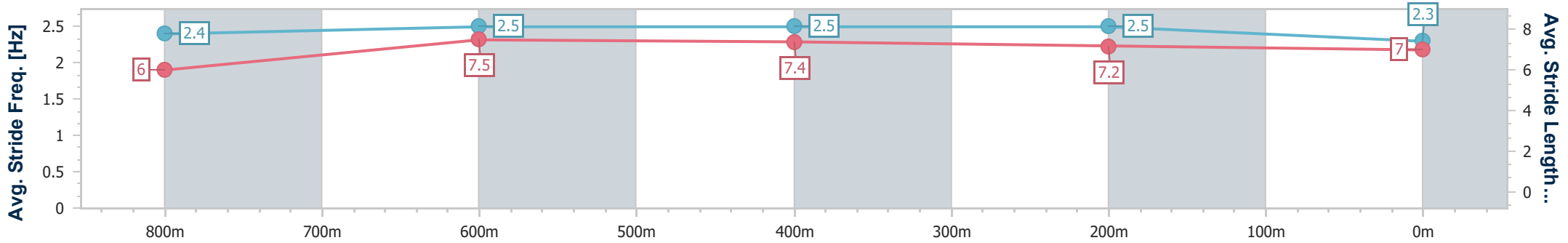
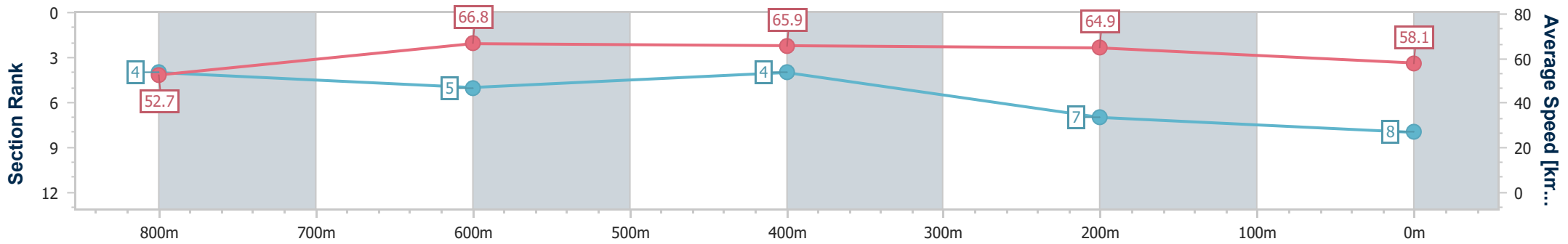
Race 3: Homefront Australia BenchMark 62 Handicap - 1000m



10 November 2023 - 19:02

Track Rating: Good 4, Weather: Fine, Rail Position: +7m Entire

Section	Overall	800m	600m	400m	200m
Section Times	0:59.04 [8] (0:13.68)	0:45.36 [4] (0:10.90)	0:34.46 [5] (0:10.96)	0:23.50 [4] (0:11.10)	0:12.40 [7] (0:12.40)
Average Speed [km/h]	52.7	66.8	65.9	64.9	58.1
Top Speed [km/h]	66.6	67.2	66.8	65.4	62.7
Avg. Dist. to Rail [m]	2.7	2.7	0.8	3.6	5.6
Avg. Stride Freq. [Hz]	2.4	2.5	2.5	2.5	2.3
Avg. Stride Length [m]	6.0	7.5	7.4	7.2	7.0



- [] Ranking at each section and finish
- .-.- No data available at this section
- NA No data available