



Ipswich QLD Professional

Race 7: PRECINCT URBAN PLANNING Class 1 Handicap - 1100m

09 November 2023 - 17:20



Track Rating: Good 4, Weather: Fine, Rail Position: +2m Entire

Section												Last 600m		
Field Times		Overall	1000m	800m	600m	400m	200m						0:34.46	
		1:04.29 (0:08.07)	0:56.22 (0:10.54)	0:45.68 (0:11.22)	0:34.46 (0:11.23)	0:23.23 (0:11.54)	0:11.69 (0:11.69)							
Rank	TAB	Horse/Jockey	Barrier	Top Speed [km/h]	Fastest Section							Margin	Distance Travelled [m]	
1	9	MIXED SPICE Taylor Marshall	4	68.1 1000m	0:08.17 Overall	1:04.29 [1] (0:08.17)	0:56.12 [3] (0:10.80)	0:45.32 [3] (0:11.22)	0:34.10 [4] (0:11.22)	0:22.88 [3] (0:11.36)	0:11.52 [3] (0:11.52)	1:04.29	0:34.10	
2	1	PACIFIC ATLANTIC Zac Wadick	13	68.2 800m	0:08.54 Overall	1:04.32 [2] (0:08.54)	0:55.78 [7] (0:10.91)	0:44.87 [7] (0:11.11)	0:33.76 [8] (0:11.32)	0:22.44 [8] (0:11.26)	0:11.18 [6] (0:11.18)	0.2L	0:33.76	+2
3	8	SCREAMING DIVA Tahlia Fenlon	3	68.4 1000m	0:08.12 Overall	1:04.40 [3] (0:08.12)	0:56.28 [2] (0:10.69)	0:45.59 [2] (0:11.15)	0:34.44 [2] (0:11.23)	0:23.21 [2] (0:11.41)	0:11.80 [1] (0:11.80)	0.6L	0:34.44	-2
4	15	SUKICHE Samantha Collett	7	68.1 800m	0:08.57 Overall	1:04.81 [4] (0:08.57)	0:56.24 [8] (0:11.18)	0:45.06 [9] (0:11.00)	0:34.06 [9] (0:11.28)	0:22.78 [9] (0:11.23)	0:11.55 [8] (0:11.55)	2.9L	0:34.06	+3
5	11	LITTLE SHOW Georgina Cartwright	1	68.2 1000m	0:08.25 Overall	1:04.92 [5] (0:08.25)	0:56.67 [4] (0:10.74)	0:45.93 [4] (0:11.16)	0:34.77 [3] (0:11.31)	0:23.46 [4] (0:11.58)	0:11.88 [4] (0:11.88)	3.4L	0:34.77	-3
6	3	WHERE'S THE FIRE Kyle Wilson-Taylor	5	68.5 1000m	0:08.27 Overall	1:05.06 [6] (0:08.27)	0:56.79 [5] (0:10.87)	0:45.92 [5] (0:11.11)	0:34.81 [5] (0:11.30)	0:23.51 [5] (0:11.53)	0:11.98 [5] (0:11.98)	4.2L	0:34.81	+1
7	4	BAUHNIA ROCK Blake Spriggs	2	68.2 1000m	0:08.32 Overall	1:05.35 [7] (0:08.32)	0:57.03 [6] (0:10.87)	0:46.16 [6] (0:11.29)	0:34.87 [6] (0:11.22)	0:23.65 [6] (0:11.50)	0:12.15 [7] (0:12.15)	5.7L	0:34.87	+1
8	2	THE WATERMAN Olivia Webb	6	70.0 1000m	0:08.57 Overall	1:05.60 [8] (0:08.57)	0:57.03 [9] (0:10.89)	0:46.14 [8] (0:11.08)	0:35.06 [7] (0:11.23)	0:23.83 [7] (0:11.67)	0:12.16 [9] (0:12.16)	7L	0:35.06	-2
9	6	ISLAND TIDE Ryan Maloney	8	69.9 1000m	0:08.07 Overall	1:05.67 [9] (0:08.07)	0:57.60 [1] (0:10.54)	0:47.06 [1] (0:11.22)	0:35.84 [1] (0:11.23)	0:24.61 [1] (0:11.62)	0:12.99 [2] (0:12.99)	7.3L	0:35.84	-4

Scratched: Parues (#5), Tereshkova (#14), Snow Boum (#10), Ocean Endeavour (#7), Rafale Jolie (#12), Kwik Az Hell (#13)



Horse/Jockey Name	Mixed Spice
Final Rank	1
Fastest Section Time (Section)	0:08.17 (Overall)
Top Speed [km/h] (Section)	68.1 (1000m)
Race State	Finished



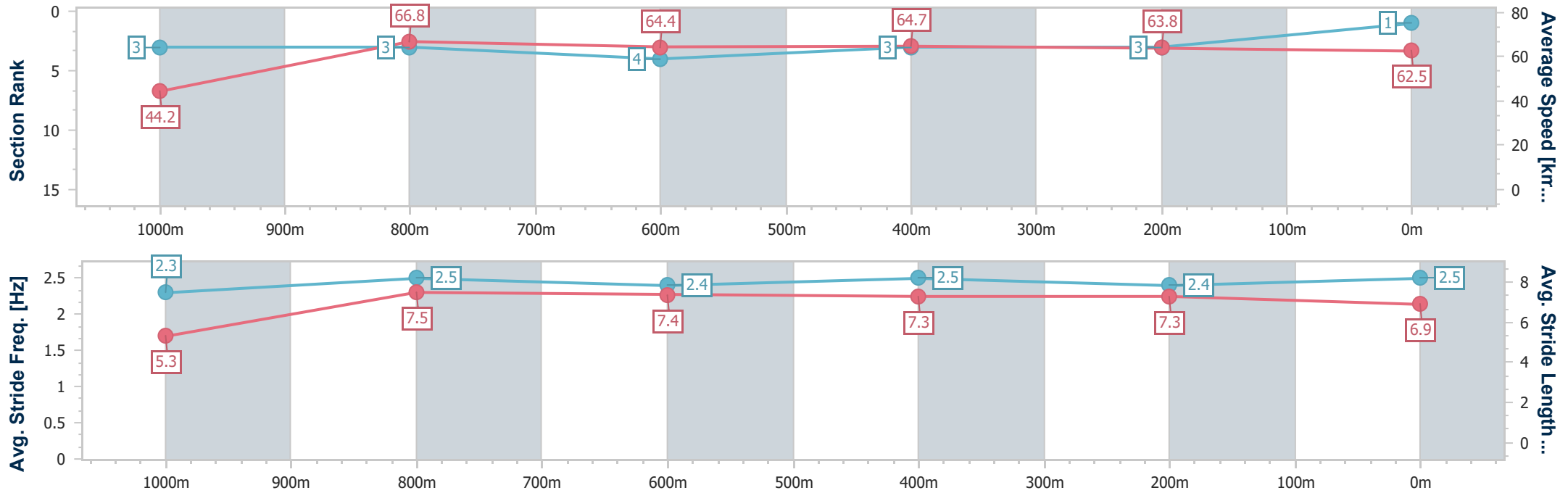
Ipswich QLD Professional
Race 7: PRECINCT URBAN PLANNING Class 1 Handicap - 1100m



09 November 2023 - 17:20

Track Rating: Good 4, Weather: Fine, Rail Position: +2m Entire

Section	Overall	1000m	800m	600m	400m	200m
Section Times	1:04.29 [1] (0:08.17)	0:56.12 [3] (0:10.80)	0:45.32 [3] (0:11.22)	0:34.10 [4] (0:11.22)	0:22.88 [3] (0:11.36)	0:11.52 [3] (0:11.52)
Average Speed [km/h]	44.2	66.8	64.4	64.7	63.8	62.5
Top Speed [km/h]	63.6	68.1	66.5	65.3	65.3	63.3
Avg. Dist. to Rail [m]	4.9	1.7	1.5	1.4	3.1	3.4
Avg. Stride Freq. [Hz]	2.3	2.5	2.4	2.5	2.4	2.5
Avg. Stride Length [m]	5.3	7.5	7.4	7.3	7.3	6.9



- [] Ranking at each section and finish
- .-.- No data available at this section
- NA No data available



Horse/Jockey Name	Pacific Atlantic
Final Rank	2
Fastest Section Time (Section)	0:08.54 (Overall)
Top Speed [km/h] (Section)	68.2 (800m)
Race State	Finished



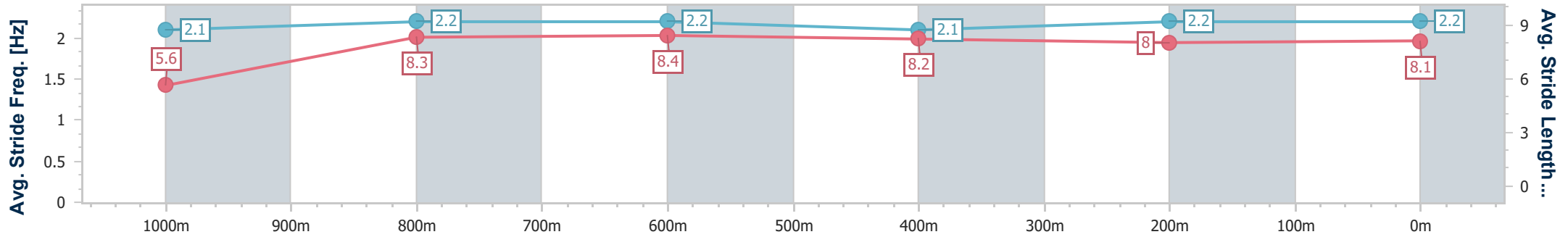
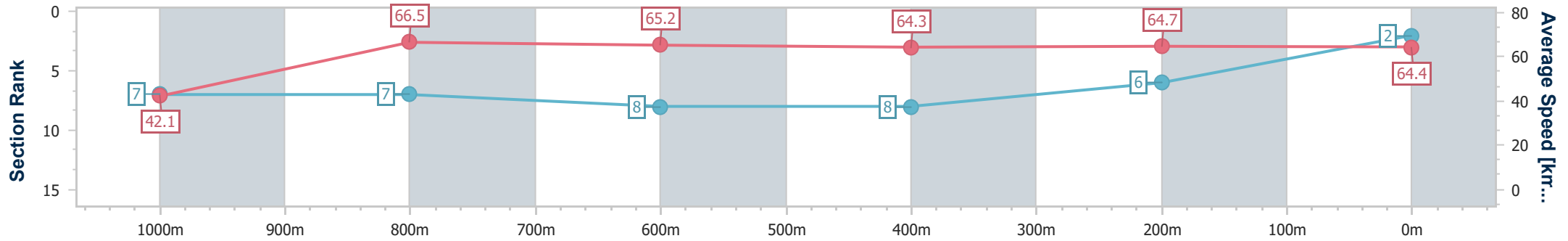
Ipswich QLD Professional
Race 7: PRECINCT URBAN PLANNING Class 1 Handicap - 1100m



09 November 2023 - 17:20

Track Rating: Good 4, Weather: Fine, Rail Position: +2m Entire

Section	Overall	1000m	800m	600m	400m	200m
Section Times	1:04.32 [2] (0:08.54)	0:55.78 [7] (0:10.91)	0:44.87 [7] (0:11.11)	0:33.76 [8] (0:11.32)	0:22.44 [8] (0:11.26)	0:11.18 [6] (0:11.18)
Average Speed [km/h]	42.1	66.5	65.2	64.3	64.7	64.4
Top Speed [km/h]	61.5	67.6	68.2	65.4	65.9	65.7
Avg. Dist. to Rail [m]	9.2	2.8	2.5	2.7	3.4	4.4
Avg. Stride Freq. [Hz]	2.1	2.2	2.2	2.1	2.2	2.2
Avg. Stride Length [m]	5.6	8.3	8.4	8.2	8.0	8.1



- [] Ranking at each section and finish
- .-.- No data available at this section
- NA No data available



Horse/Jockey Name	Screaming Diva
Final Rank	3
Fastest Section Time (Section)	0:08.12 (Overall)
Top Speed [km/h] (Section)	68.4 (1000m)
Race State	Finished



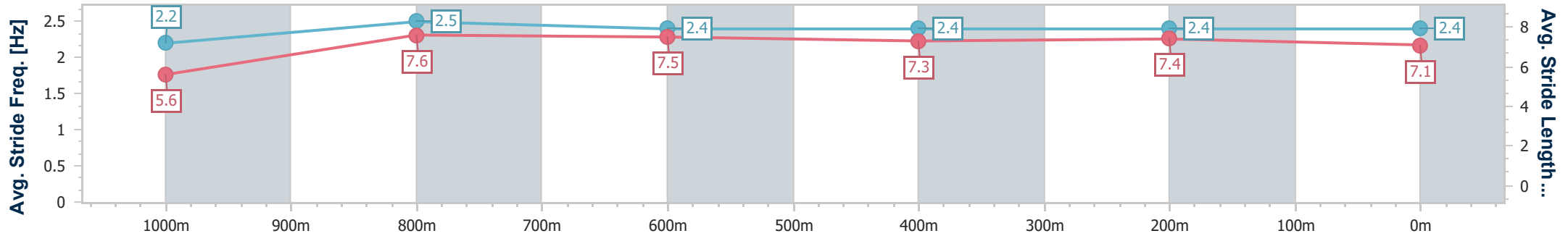
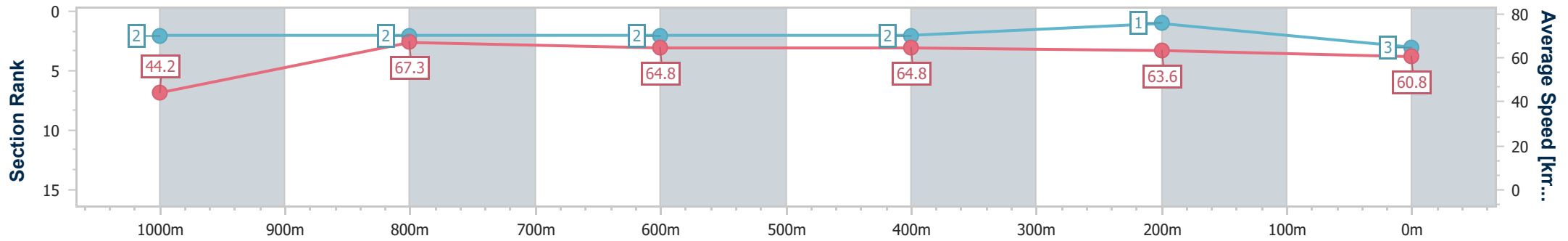
Ipswich QLD Professional
Race 7: PRECINCT URBAN PLANNING Class 1 Handicap - 1100m



09 November 2023 - 17:20

Track Rating: Good 4, Weather: Fine, Rail Position: +2m Entire

Section	Overall	1000m	800m	600m	400m	200m
Section Times	1:04.40 [3] (0:08.12)	0:56.28 [2] (0:10.69)	0:45.59 [2] (0:11.15)	0:34.44 [2] (0:11.23)	0:23.21 [2] (0:11.41)	0:11.80 [1] (0:11.80)
Average Speed [km/h]	44.2	67.3	64.8	64.8	63.6	60.8
Top Speed [km/h]	64.4	68.4	66.1	64.9	64.7	62.3
Avg. Dist. to Rail [m]	4.0	1.1	1.3	2.2	2.5	1.9
Avg. Stride Freq. [Hz]	2.2	2.5	2.4	2.4	2.4	2.4
Avg. Stride Length [m]	5.6	7.6	7.5	7.3	7.4	7.1



- [] Ranking at each section and finish
- .-.- No data available at this section
- NA No data available



Horse/Jockey Name	Sukiche
Final Rank	4
Fastest Section Time (Section)	0:08.57 (Overall)
Top Speed [km/h] (Section)	68.1 (800m)
Race State	Finished



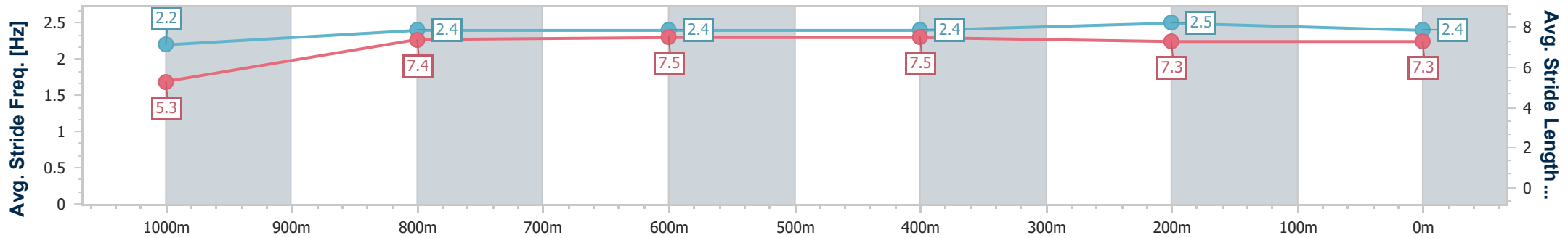
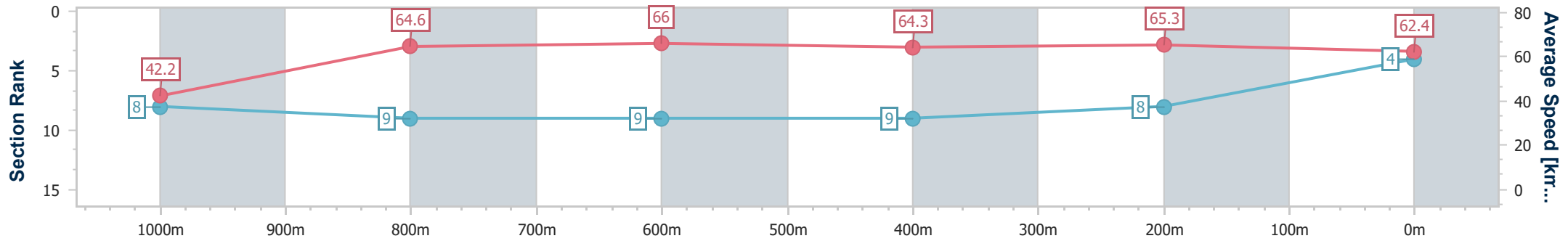
Ipswich QLD Professional
Race 7: PRECINCT URBAN PLANNING Class 1 Handicap - 1100m



09 November 2023 - 17:20

Track Rating: Good 4, Weather: Fine, Rail Position: +2m Entire

Section	Overall	1000m	800m	600m	400m	200m
Section Times	1:04.81 [4] (0:08.57)	0:56.24 [8] (0:11.18)	0:45.06 [9] (0:11.00)	0:34.06 [9] (0:11.28)	0:22.78 [9] (0:11.23)	0:11.55 [8] (0:11.55)
Average Speed [km/h]	42.2	64.6	66.0	64.3	65.3	62.4
Top Speed [km/h]	60.5	66.2	68.1	65.8	66.0	64.5
Avg. Dist. to Rail [m]	7.8	2.0	2.3	2.8	4.8	5.9
Avg. Stride Freq. [Hz]	2.2	2.4	2.4	2.4	2.5	2.4
Avg. Stride Length [m]	5.3	7.4	7.5	7.5	7.3	7.3



- [] Ranking at each section and finish
- .-.- No data available at this section
- NA No data available



Horse/Jockey Name	Little Show
Final Rank	5
Fastest Section Time (Section)	0:08.25 (Overall)
Top Speed [km/h] (Section)	68.2 (1000m)
Race State	Finished



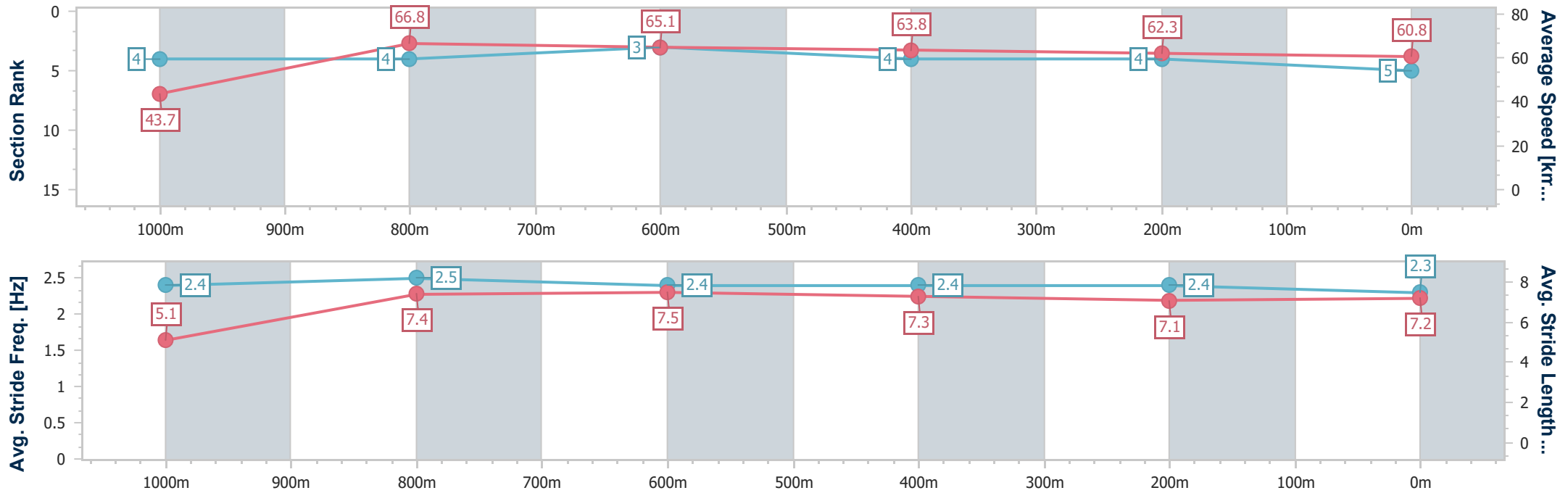
Ipswich QLD Professional
Race 7: PRECINCT URBAN PLANNING Class 1 Handicap - 1100m



09 November 2023 - 17:20

Track Rating: Good 4, Weather: Fine, Rail Position: +2m Entire

Section	Overall	1000m	800m	600m	400m	200m
Section Times	1:04.92 [5] (0:08.25)	0:56.67 [4] (0:10.74)	0:45.93 [4] (0:11.16)	0:34.77 [3] (0:11.31)	0:23.46 [4] (0:11.58)	0:11.88 [4] (0:11.88)
Average Speed [km/h]	43.7	66.8	65.1	63.8	62.3	60.8
Top Speed [km/h]	65.3	68.2	66.3	64.3	64.0	61.4
Avg. Dist. to Rail [m]	1.9	0.5	1.4	1.0	1.2	1.6
Avg. Stride Freq. [Hz]	2.4	2.5	2.4	2.4	2.4	2.3
Avg. Stride Length [m]	5.1	7.4	7.5	7.3	7.1	7.2



- [] Ranking at each section and finish
- .-.- No data available at this section
- NA No data available



Horse/Jockey Name	Where's The Fire
Final Rank	6
Fastest Section Time (Section)	0:08.27 (Overall)
Top Speed [km/h] (Section)	68.5 (1000m)
Race State	Finished



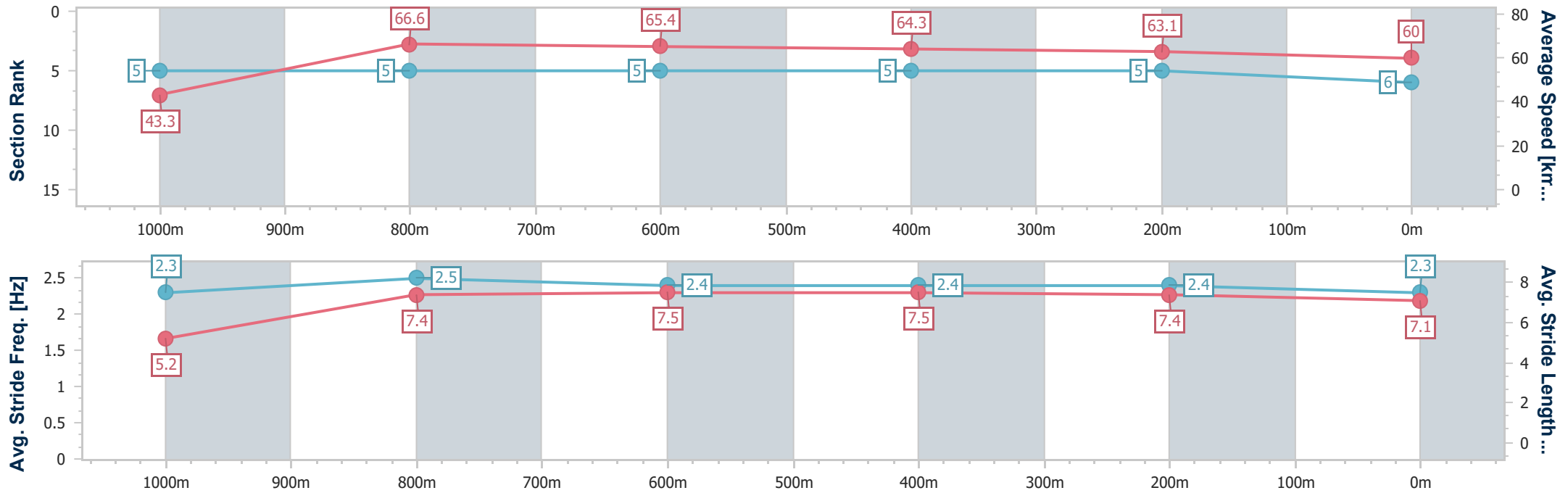
Ipswich QLD Professional
 Race 7: PRECINCT URBAN PLANNING Class 1 Handicap - 1100m



09 November 2023 - 17:20

Track Rating: Good 4, Weather: Fine, Rail Position: +2m Entire

Section	Overall	1000m	800m	600m	400m	200m
Section Times	1:05.06 [6] (0:08.27)	0:56.79 [5] (0:10.87)	0:45.92 [5] (0:11.11)	0:34.81 [5] (0:11.30)	0:23.51 [5] (0:11.53)	0:11.98 [5] (0:11.98)
Average Speed [km/h]	43.3	66.6	65.4	64.3	63.1	60.0
Top Speed [km/h]	62.7	68.5	67.9	65.2	64.1	62.6
Avg. Dist. to Rail [m]	6.4	2.2	2.8	2.2	3.2	3.0
Avg. Stride Freq. [Hz]	2.3	2.5	2.4	2.4	2.4	2.3
Avg. Stride Length [m]	5.2	7.4	7.5	7.5	7.4	7.1



- [] Ranking at each section and finish
- .-.- No data available at this section
- NA No data available



Horse/Jockey Name	Bauhinia Rock
Final Rank	7
Fastest Section Time (Section)	0:08.32 (Overall)
Top Speed [km/h] (Section)	68.2 (1000m)
Race State	Finished



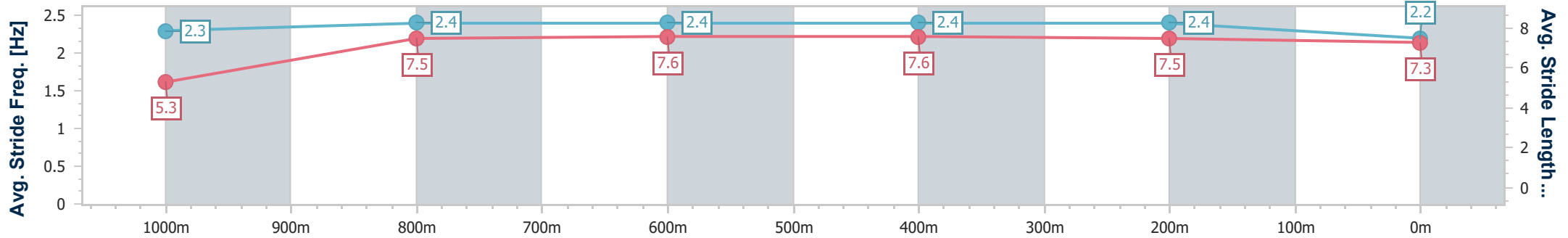
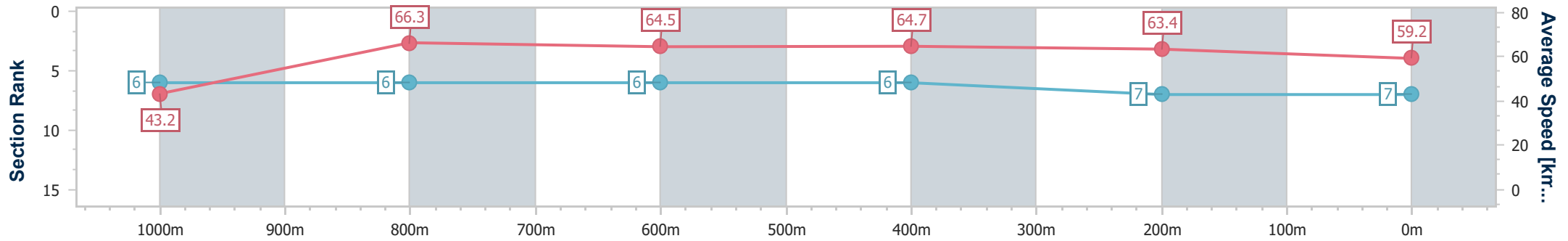
Ipswich QLD Professional
 Race 7: PRECINCT URBAN PLANNING Class 1 Handicap - 1100m



09 November 2023 - 17:20

Track Rating: Good 4, Weather: Fine, Rail Position: +2m Entire

Section	Overall	1000m	800m	600m	400m	200m
Section Times	1:05.35 [7] (0:08.32)	0:57.03 [6] (0:10.87)	0:46.16 [6] (0:11.29)	0:34.87 [6] (0:11.22)	0:23.65 [6] (0:11.50)	0:12.15 [7] (0:12.15)
Average Speed [km/h]	43.2	66.3	64.5	64.7	63.4	59.2
Top Speed [km/h]	63.7	68.2	67.6	65.4	64.5	62.7
Avg. Dist. to Rail [m]	3.4	1.4	2.2	2.3	3.3	2.4
Avg. Stride Freq. [Hz]	2.3	2.4	2.4	2.4	2.4	2.2
Avg. Stride Length [m]	5.3	7.5	7.6	7.6	7.5	7.3



- [] Ranking at each section and finish
- .-.- No data available at this section
- NA No data available



Horse/Jockey Name	The Waterman
Final Rank	8
Fastest Section Time (Section)	0:08.57 (Overall)
Top Speed [km/h] (Section)	70.0 (1000m)
Race State	Finished



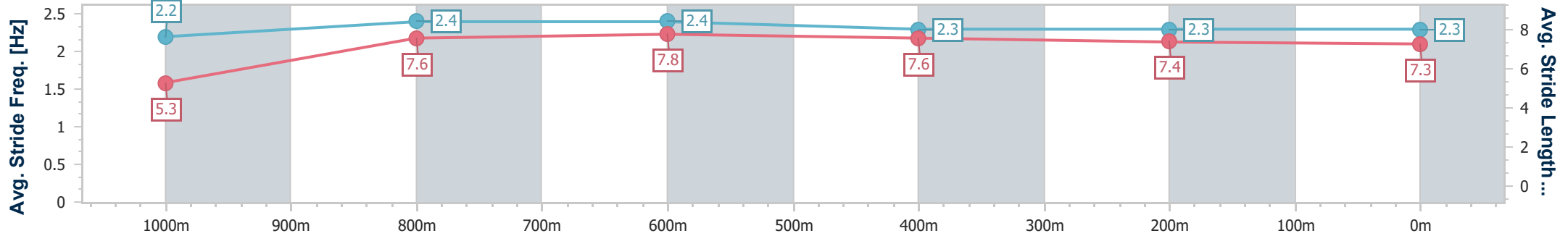
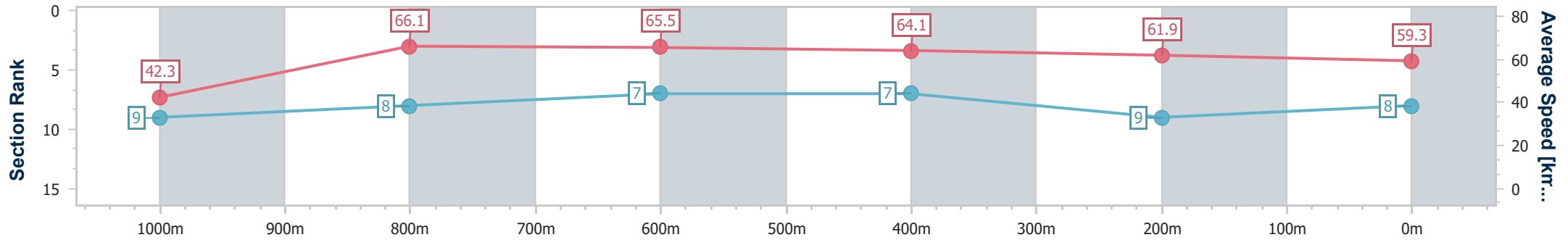
Ipswich QLD Professional
Race 7: PRECINCT URBAN PLANNING Class 1 Handicap - 1100m



09 November 2023 - 17:20

Track Rating: Good 4, Weather: Fine, Rail Position: +2m Entire

Section	Overall	1000m	800m	600m	400m	200m
Section Times	1:05.60 [8] (0:08.57)	0:57.03 [9] (0:10.89)	0:46.14 [8] (0:11.08)	0:35.06 [7] (0:11.23)	0:23.83 [7] (0:11.67)	0:12.16 [9] (0:12.16)
Average Speed [km/h]	42.3	66.1	65.5	64.1	61.9	59.3
Top Speed [km/h]	64.1	70.0	67.3	65.7	63.9	60.9
Avg. Dist. to Rail [m]	6.8	1.2	1.3	0.9	0.9	0.3
Avg. Stride Freq. [Hz]	2.2	2.4	2.4	2.3	2.3	2.3
Avg. Stride Length [m]	5.3	7.6	7.8	7.6	7.4	7.3



- [] Ranking at each section and finish
- .-.- No data available at this section
- NA No data available



Horse/Jockey Name	Island Tide
Final Rank	9
Fastest Section Time (Section)	0:08.07 (Overall)
Top Speed [km/h] (Section)	69.9 (1000m)
Race State	Finished



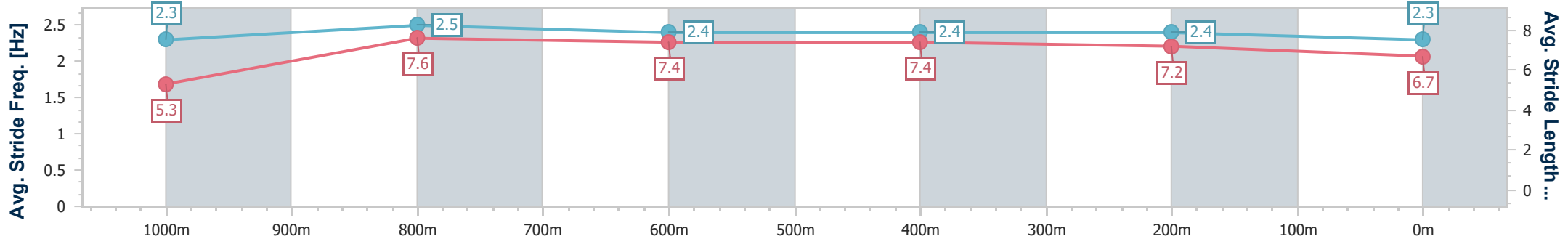
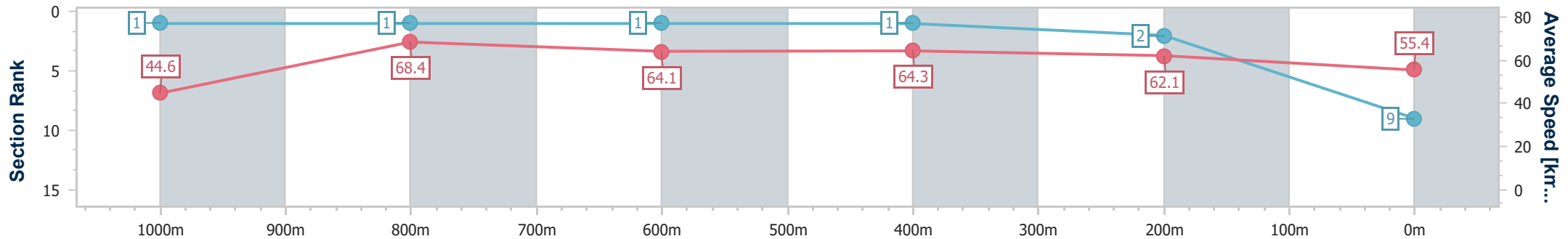
Ipswich QLD Professional
Race 7: PRECINCT URBAN PLANNING Class 1 Handicap - 1100m



09 November 2023 - 17:20

Track Rating: Good 4, Weather: Fine, Rail Position: +2m Entire

Section	Overall	1000m	800m	600m	400m	200m
Section Times	1:05.67 [9] (0:08.07)	0:57.60 [1] (0:10.54)	0:47.06 [1] (0:11.22)	0:35.84 [1] (0:11.23)	0:24.61 [1] (0:11.62)	0:12.99 [2] (0:12.99)
Average Speed [km/h]	44.6	68.4	64.1	64.3	62.1	55.4
Top Speed [km/h]	65.5	69.9	66.2	65.2	64.2	59.8
Avg. Dist. to Rail [m]	8.6	2.2	0.5	0.4	1.4	0.3
Avg. Stride Freq. [Hz]	2.3	2.5	2.4	2.4	2.4	2.3
Avg. Stride Length [m]	5.3	7.6	7.4	7.4	7.2	6.7



- [] Ranking at each section and finish
- .-.- No data available at this section
- NA No data available