

Track Rating: Good 4, Weather: Fine, Rail Position: +2m Entire

Section		Overall	1200m	1000m	800m	600m	400m	Last 600m				
Field Times		1:20.10 (0:10.96)	1:09.14 (0:10.76)	0:58.38 (0:11.07)	0:47.31 (0:11.52)	0:35.79 (0:11.79)	0:24.00 (0:12.03)	0:35.79				
Rank	TAB Horse/Jockey	Barrier	Top Speed [km/h]	Fastest Section					Distance Travelled [m]			
1	6 HOTSTEP Ben Thompson	7	66.3 1200m	0:11.08 1200m	1:20.10 [1] (0:11.46)	1:08.64 [7] (0:11.08)	0:57.56 [7] (0:11.28)	0:46.28 [7] (0:11.62)	0:34.66 [8] (0:11.42)	0:23.24 [6] (0:11.57)	0:34.66	
2	5 CHIEF ARTIE Adin Thompson	5	66.6 1200m	0:11.01 1200m	1:20.23 [2] (0:11.18)	1:09.05 [6] (0:11.01)	0:58.04 [6] (0:11.28)	0:46.76 [5] (0:11.62)	0:35.14 [4] (0:11.47)	0:23.67 [3] (0:11.79)	0:35.14	-3
3	4 TEXAS STORM Jai Williams	10	67.9 1200m	0:10.74 1200m	1:20.38 [3] (0:11.01)	1:09.37 [3] (0:10.74)	0:58.63 [2] (0:11.04)	0:47.59 [1] (0:11.52)	0:36.07 [1] (0:11.79)	0:24.28 [1] (0:12.03)	0:36.07	-1
4	9 STAR CHANCE Morgan Butler	8	66.4 1200m	0:11.14 1200m	1:20.42 [4] (0:11.60)	1:08.82 [9] (0:11.14)	0:57.68 [9] (0:11.28)	0:46.40 [9] (0:11.51)	0:34.89 [9] (0:11.53)	0:23.36 [9] (0:11.58)	0:34.89	+4
5	8 CHARGED Cejay Graham	9	66.0 1200m	0:11.02 Overall	1:20.55 [5] (0:11.02)	1:09.53 [4] (0:11.15)	0:58.38 [5] (0:11.51)	0:46.87 [6] (0:11.58)	0:35.29 [6] (0:11.62)	0:23.67 [7] (0:11.83)	0:35.29	+6
6	1 SILVER WARRIOR Kyle Wilson-Taylor	3	65.3 1200m	0:10.97 Overall	1:20.56 [6] (0:10.97)	1:09.59 [2] (0:11.09)	0:58.50 [4] (0:11.35)	0:47.15 [4] (0:11.71)	0:35.44 [5] (0:11.53)	0:23.91 [5] (0:11.81)	0:35.44	+5
7	2 GENTLE PRINCE Melea Castle	6	69.7 1200m	0:10.82 1200m	1:20.56 [7] (0:11.04)	1:09.52 [5] (0:10.82)	0:58.70 [3] (0:11.35)	0:47.35 [3] (0:11.71)	0:35.64 [3] (0:11.64)	0:24.00 [4] (0:11.85)	0:35.64	+3
8	10 BIGGIE Casey Waddell	2	67.7 1200m	0:10.76 1200m	1:20.90 [8] (0:10.96)	1:09.94 [1] (0:10.76)	0:59.18 [1] (0:11.14)	0:48.04 [2] (0:11.63)	0:36.41 [2] (0:11.87)	0:24.54 [2] (0:12.05)	0:36.41	+0
9	7 HURRICANE HALL Damien Thornton	4	65.7 1200m	0:11.09 1200m	1:21.28 [9] (0:11.46)	1:09.82 [8] (0:11.09)	0:58.73 [8] (0:11.27)	0:47.46 [8] (0:11.54)	0:35.92 [7] (0:11.61)	0:24.31 [8] (0:12.02)	0:35.92	-1

Scratched: Spill The Secret (#3)

Track Rating: Good 4, Weather: Fine, Rail Position: +2m Entire

Section				200m				Last 600m	
Field Times				0:11.97 (0:11.97)				0:35.79	
Rank	TAB	Horse/Jockey	Barrier	Top Speed [km/h]	Fastest Section	Margin			Distance Travelled [m]
1	6	HOTSTEP Ben Thompson	7	66.3 1200m	0:11.08 1200m	0:11.67 [5] (0:11.67)	1:20.10		0:34.66
2	5	CHIEF ARTIE Adin Thompson	5	66.6 1200m	0:11.01 1200m	0:11.88 [2] (0:11.88)	0.8L		0:35.14 -3
3	4	TEXAS STORM Jai Williams	10	67.9 1200m	0:10.74 1200m	0:12.25 [1] (0:12.25)	1.6L		0:36.07 -1
4	9	STAR CHANCE Morgan Butler	8	66.4 1200m	0:11.14 1200m	0:11.78 [7] (0:11.78)	1.8L		0:34.89 +4
5	8	CHARGED Cejay Graham	9	66.0 1200m	0:11.02 Overall	0:11.84 [8] (0:11.84)	2.3L		0:35.29 +6
6	1	SILVER WARRIOR Kyle Wilson-Taylor	3	65.3 1200m	0:10.97 Overall	0:12.10 [6] (0:12.10)	2.4L		0:35.44 +5
7	2	GENTLE PRINCE Melea Castle	6	69.7 1200m	0:10.82 1200m	0:12.15 [3] (0:12.15)	2.5L		0:35.64 +3
8	10	BIGGIE Casey Waddell	2	67.7 1200m	0:10.76 1200m	0:12.49 [4] (0:12.49)	2.5L		0:36.41 +0
9	7	HURRICANE HALL Damien Thornton	4	65.7 1200m	0:11.09 1200m	0:12.29 [9] (0:12.29)	4.8L		0:35.92 -1

Scratched: Spill The Secret (#3)



Horse/Jockey Name	Hotstep
Final Rank	1
Fastest Section Time (Section)	0:11.08 (1200m)
Top Speed [km/h] (Section)	66.3 (1200m)
Race State	Finished



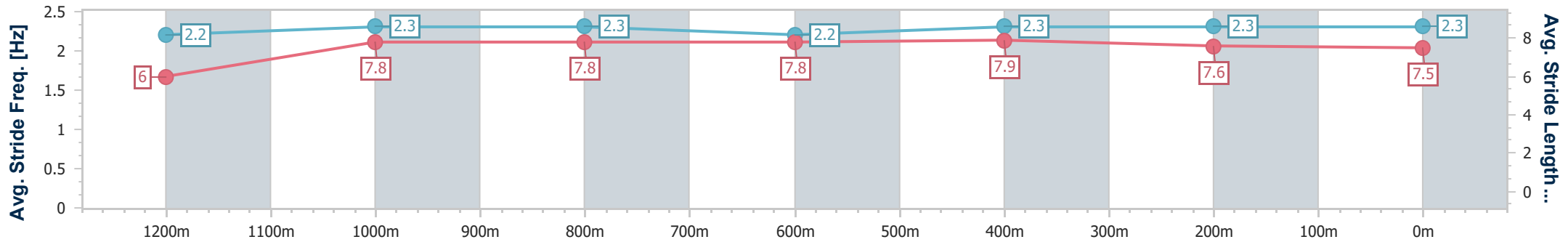
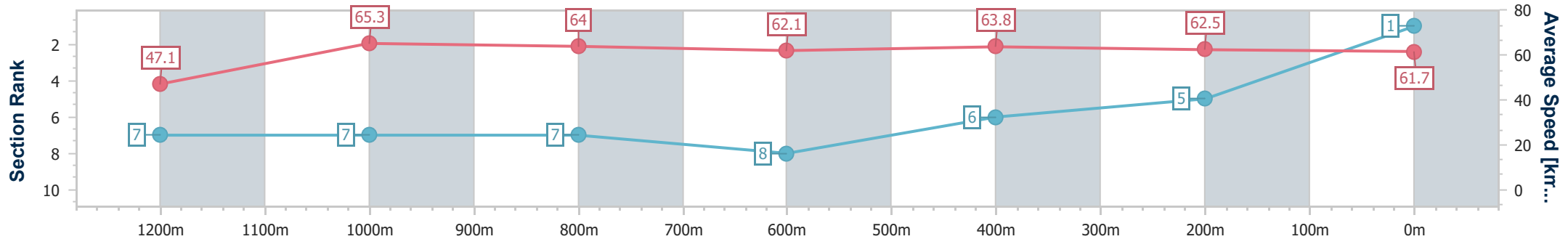
Ipswich QLD Professional
 Race 5: SAMMUT BULOW Colts, Geldings and Entires BM65
 Handicap - 1350m



09 November 2023 - 16:03

Track Rating: Good 4, Weather: Fine, Rail Position: +2m Entire

Section	Overall	1200m	1000m	800m	600m	400m	200m
Section Times	1:20.10 [1] (0:11.46)	1:08.64 [7] (0:11.08)	0:57.56 [7] (0:11.28)	0:46.28 [7] (0:11.62)	0:34.66 [8] (0:11.42)	0:23.24 [6] (0:11.57)	0:11.67 [5] (0:11.67)
Average Speed [km/h]	47.1	65.3	64.0	62.1	63.8	62.5	61.7
Top Speed [km/h]	63.1	66.3	65.6	63.4	64.8	64.9	62.3
Avg. Dist. to Rail [m]	5.0	3.7	0.9	1.5	2.3	1.6	1.1
Avg. Stride Freq. [Hz]	2.2	2.3	2.3	2.2	2.3	2.3	2.3
Avg. Stride Length [m]	6.0	7.8	7.8	7.8	7.9	7.6	7.5



- [] Ranking at each section and finish
- .-.- No data available at this section
- NA No data available



Horse/Jockey Name	Chief Artie
Final Rank	2
Fastest Section Time (Section)	0:11.01 (1200m)
Top Speed [km/h] (Section)	66.6 (1200m)
Race State	Finished



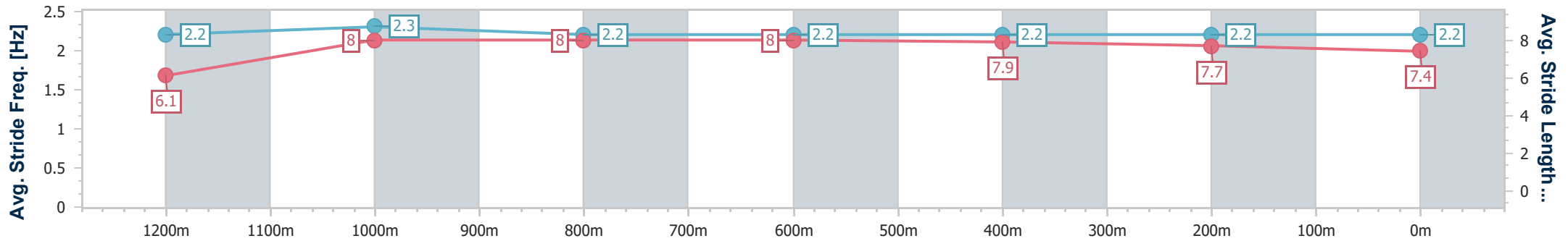
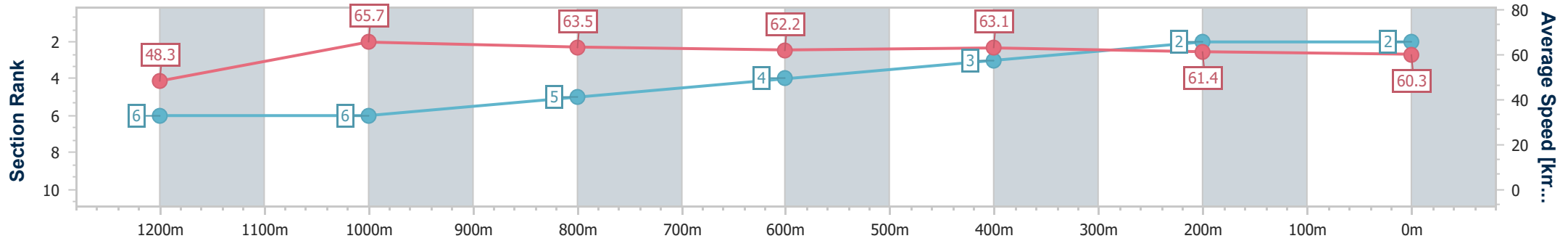
Ipswich QLD Professional
Race 5: SAMMUT BULOW Colts, Geldings and Entires BM65
Handicap - 1350m



09 November 2023 - 16:03

Track Rating: Good 4, Weather: Fine, Rail Position: +2m Entire

Section	Overall	1200m	1000m	800m	600m	400m	200m
Section Times	1:20.23 [2] (0:11.18)	1:09.05 [6] (0:11.01)	0:58.04 [6] (0:11.28)	0:46.76 [5] (0:11.62)	0:35.14 [4] (0:11.47)	0:23.67 [3] (0:11.79)	0:11.88 [2] (0:11.88)
Average Speed [km/h]	48.3	65.7	63.5	62.2	63.1	61.4	60.3
Top Speed [km/h]	64.4	66.6	65.2	63.0	63.6	61.8	62.0
Avg. Dist. to Rail [m]	2.7	2.6	0.5	1.0	1.0	1.1	1.4
Avg. Stride Freq. [Hz]	2.2	2.3	2.2	2.2	2.2	2.2	2.2
Avg. Stride Length [m]	6.1	8.0	8.0	8.0	7.9	7.7	7.4



- [] Ranking at each section and finish
- .-.- No data available at this section
- NA No data available



Horse/Jockey Name	Texas Storm
Final Rank	3
Fastest Section Time (Section)	0:10.74 (1200m)
Top Speed [km/h] (Section)	67.9 (1200m)
Race State	Finished



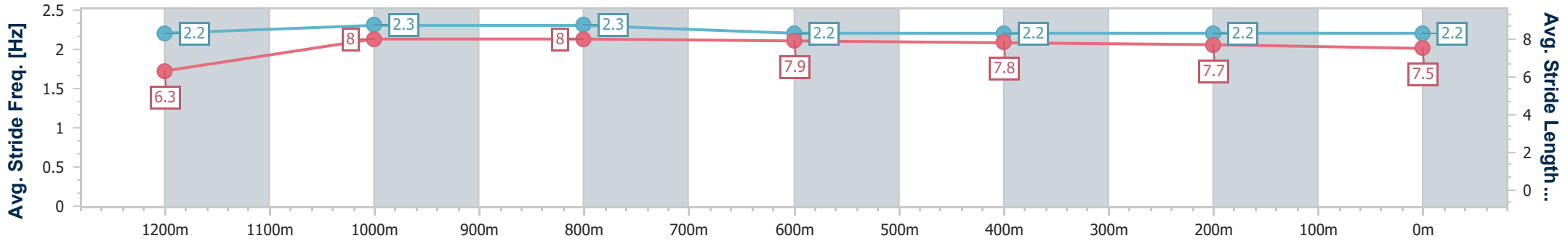
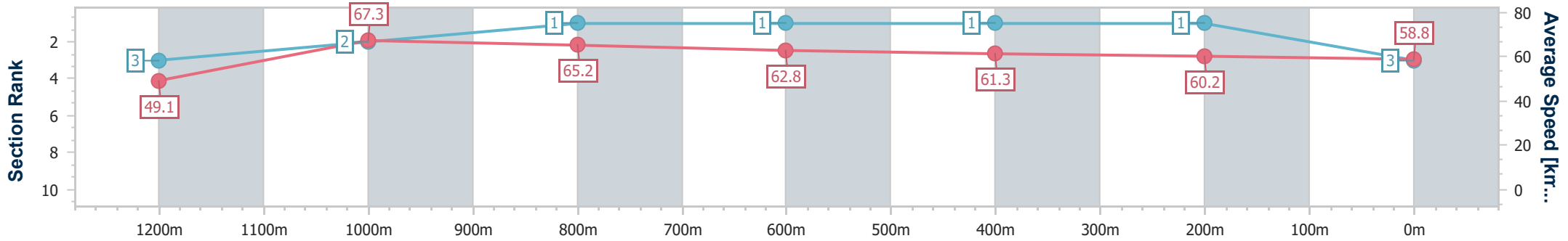
Ipswich QLD Professional
 Race 5: SAMMUT BULOW Colts, Geldings and Entires BM65
 Handicap - 1350m



09 November 2023 - 16:03

Track Rating: Good 4, Weather: Fine, Rail Position: +2m Entire

Section	Overall	1200m	1000m	800m	600m	400m	200m
Section Times	1:20.38 [3] (0:11.01)	1:09.37 [3] (0:10.74)	0:58.63 [2] (0:11.04)	0:47.59 [1] (0:11.52)	0:36.07 [1] (0:11.79)	0:24.28 [1] (0:12.03)	0:12.25 [1] (0:12.25)
Average Speed [km/h]	49.1	67.3	65.2	62.8	61.3	60.2	58.8
Top Speed [km/h]	65.8	67.9	66.9	63.7	61.8	61.3	60.3
Avg. Dist. to Rail [m]	7.8	5.0	1.1	1.0	1.2	1.3	2.7
Avg. Stride Freq. [Hz]	2.2	2.3	2.3	2.2	2.2	2.2	2.2
Avg. Stride Length [m]	6.3	8.0	8.0	7.9	7.8	7.7	7.5



- [] Ranking at each section and finish
- .-.- No data available at this section
- NA No data available



Horse/Jockey Name	Star Chance
Final Rank	4
Fastest Section Time (Section)	0:11.14 (1200m)
Top Speed [km/h] (Section)	66.4 (1200m)
Race State	Finished



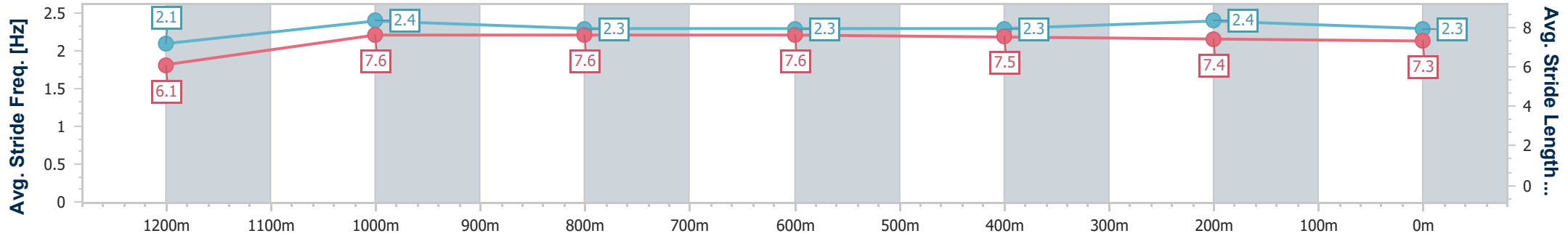
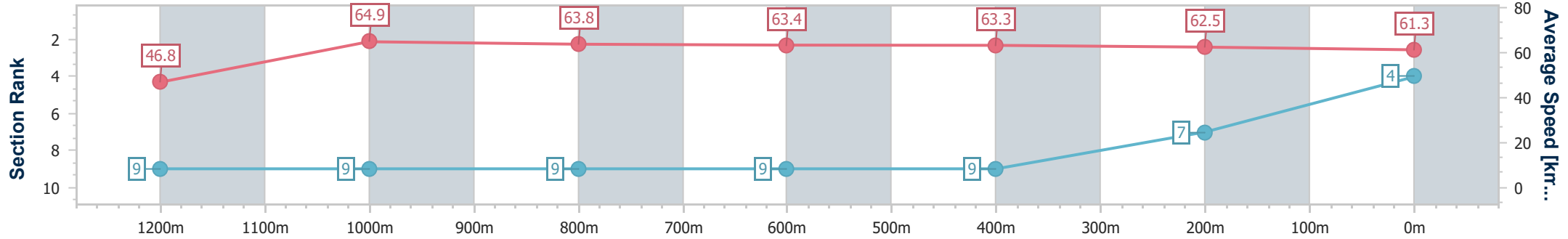
Ipswich QLD Professional
 Race 5: SAMMUT BULOW Colts, Geldings and Entires BM65
 Handicap - 1350m



09 November 2023 - 16:03

Track Rating: Good 4, Weather: Fine, Rail Position: +2m Entire

Section	Overall	1200m	1000m	800m	600m	400m	200m
Section Times	1:20.42 [4] (0:11.60)	1:08.82 [9] (0:11.14)	0:57.68 [9] (0:11.28)	0:46.40 [9] (0:11.51)	0:34.89 [9] (0:11.53)	0:23.36 [9] (0:11.58)	0:11.78 [7] (0:11.78)
Average Speed [km/h]	46.8	64.9	63.8	63.4	63.3	62.5	61.3
Top Speed [km/h]	62.2	66.4	66.3	64.1	64.5	63.2	61.9
Avg. Dist. to Rail [m]	5.8	3.9	1.6	2.8	3.7	2.3	2.6
Avg. Stride Freq. [Hz]	2.1	2.4	2.3	2.3	2.3	2.4	2.3
Avg. Stride Length [m]	6.1	7.6	7.6	7.6	7.5	7.4	7.3



- [] Ranking at each section and finish
- .-.- No data available at this section
- NA No data available



Horse/Jockey Name	Charged
Final Rank	5
Fastest Section Time (Section)	0:11.02 (Overall)
Top Speed [km/h] (Section)	66.0 (1200m)
Race State	Finished



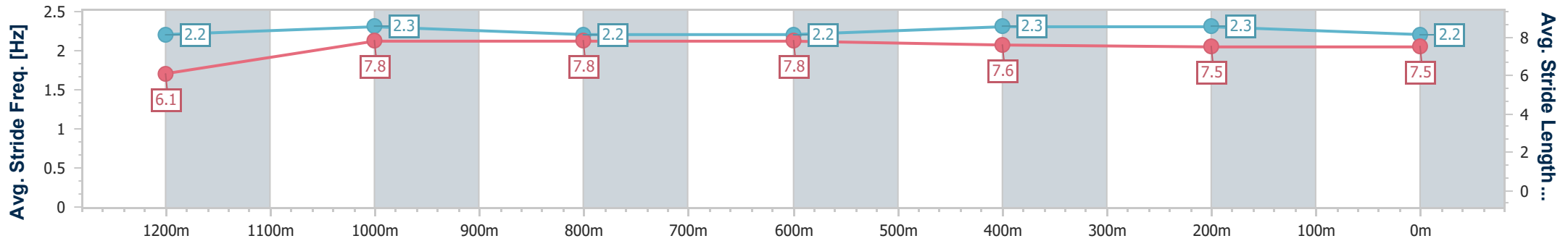
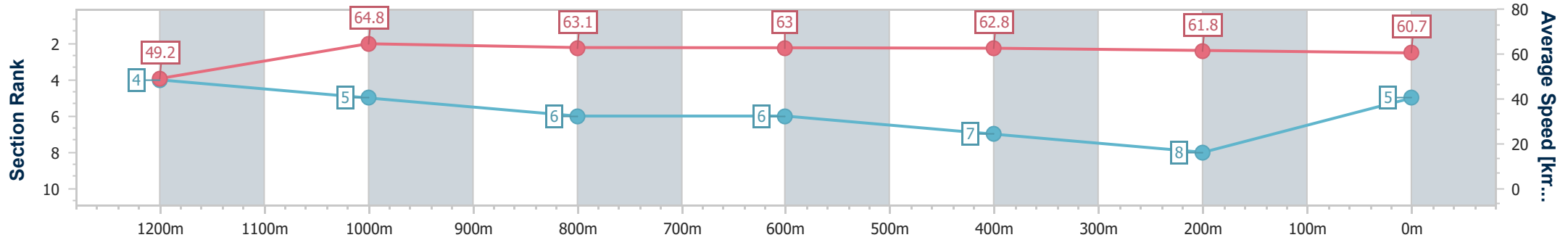
Ipswich QLD Professional
 Race 5: SAMMUT BULOW Colts, Geldings and Entires BM65
 Handicap - 1350m



09 November 2023 - 16:03

Track Rating: Good 4, Weather: Fine, Rail Position: +2m Entire

Section	Overall	1200m	1000m	800m	600m	400m	200m
Section Times	1:20.55 [5] (0:11.02)	1:09.53 [4] (0:11.15)	0:58.38 [5] (0:11.51)	0:46.87 [6] (0:11.58)	0:35.29 [6] (0:11.62)	0:23.67 [7] (0:11.83)	0:11.84 [8] (0:11.84)
Average Speed [km/h]	49.2	64.8	63.1	63.0	62.8	61.8	60.7
Top Speed [km/h]	64.3	66.0	64.2	63.2	63.5	62.5	62.0
Avg. Dist. to Rail [m]	6.7	4.9	2.7	3.2	4.0	4.3	7.3
Avg. Stride Freq. [Hz]	2.2	2.3	2.2	2.2	2.3	2.3	2.2
Avg. Stride Length [m]	6.1	7.8	7.8	7.8	7.6	7.5	7.5



- [] Ranking at each section and finish
- .-.- No data available at this section
- NA No data available



Horse/Jockey Name	Silver Warrior
Final Rank	6
Fastest Section Time (Section)	0:10.97 (Overall)
Top Speed [km/h] (Section)	65.3 (1200m)
Race State	Finished



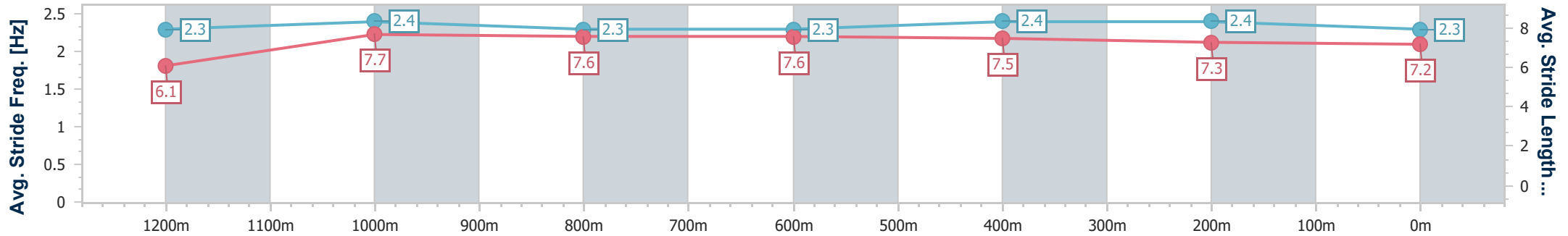
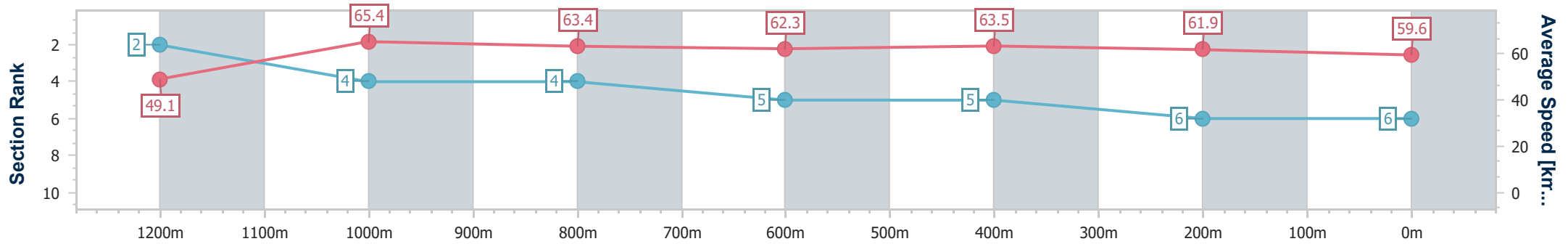
Ipswich QLD Professional
 Race 5: SAMMUT BULOW Colts, Geldings and Entires BM65
 Handicap - 1350m



09 November 2023 - 16:03

Track Rating: Good 4, Weather: Fine, Rail Position: +2m Entire

Section	Overall	1200m	1000m	800m	600m	400m	200m
Section Times	1:20.56 [6] (0:10.97)	1:09.59 [2] (0:11.09)	0:58.50 [4] (0:11.35)	0:47.15 [4] (0:11.71)	0:35.44 [5] (0:11.53)	0:23.91 [5] (0:11.81)	0:12.10 [6] (0:12.10)
Average Speed [km/h]	49.1	65.4	63.4	62.3	63.5	61.9	59.6
Top Speed [km/h]	64.5	65.3	64.8	63.0	64.4	63.1	61.4
Avg. Dist. to Rail [m]	1.5	2.9	1.2	2.9	4.6	5.0	6.1
Avg. Stride Freq. [Hz]	2.3	2.4	2.3	2.3	2.4	2.4	2.3
Avg. Stride Length [m]	6.1	7.7	7.6	7.6	7.5	7.3	7.2



- [] Ranking at each section and finish
- .-.- No data available at this section
- NA No data available



Horse/Jockey Name	Gentle Prince
Final Rank	7
Fastest Section Time (Section)	0:10.82 (1200m)
Top Speed [km/h] (Section)	69.7 (1200m)
Race State	Finished



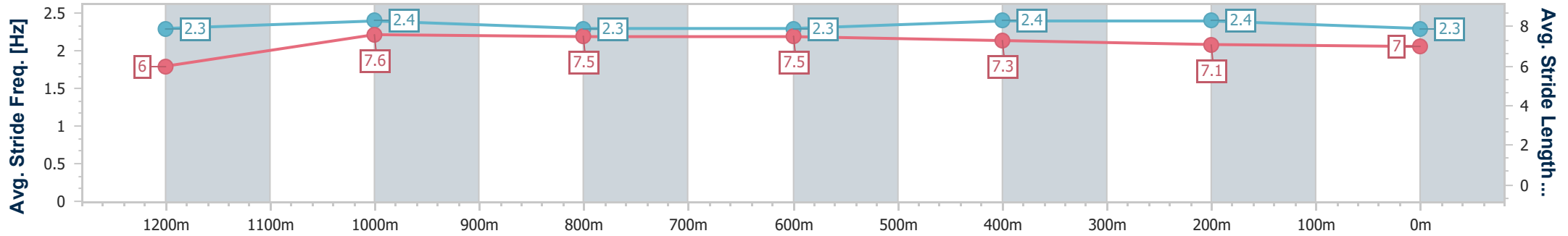
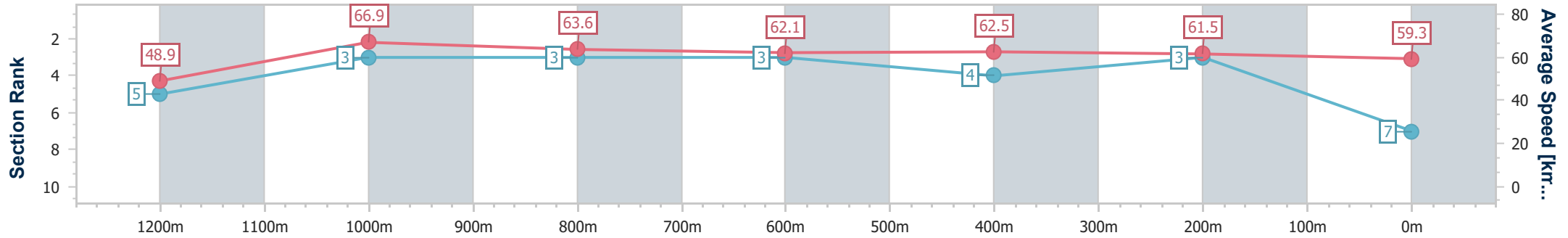
Ipswich QLD Professional
 Race 5: SAMMUT BULOW Colts, Geldings and Entires BM65
 Handicap - 1350m



09 November 2023 - 16:03

Track Rating: Good 4, Weather: Fine, Rail Position: +2m Entire

Section	Overall	1200m	1000m	800m	600m	400m	200m
Section Times	1:20.56 [7] (0:11.04)	1:09.52 [5] (0:10.82)	0:58.70 [3] (0:11.35)	0:47.35 [3] (0:11.71)	0:35.64 [3] (0:11.64)	0:24.00 [4] (0:11.85)	0:12.15 [3] (0:12.15)
Average Speed [km/h]	48.9	66.9	63.6	62.1	62.5	61.5	59.3
Top Speed [km/h]	65.5	69.7	64.5	62.5	63.0	62.1	60.8
Avg. Dist. to Rail [m]	3.1	3.7	1.6	2.2	2.4	3.7	5.0
Avg. Stride Freq. [Hz]	2.3	2.4	2.3	2.3	2.4	2.4	2.3
Avg. Stride Length [m]	6.0	7.6	7.5	7.5	7.3	7.1	7.0



- [] Ranking at each section and finish
- .-.- No data available at this section
- NA No data available



Horse/Jockey Name	Biggie
Final Rank	8
Fastest Section Time (Section)	0:10.76 (1200m)
Top Speed [km/h] (Section)	67.7 (1200m)
Race State	Finished



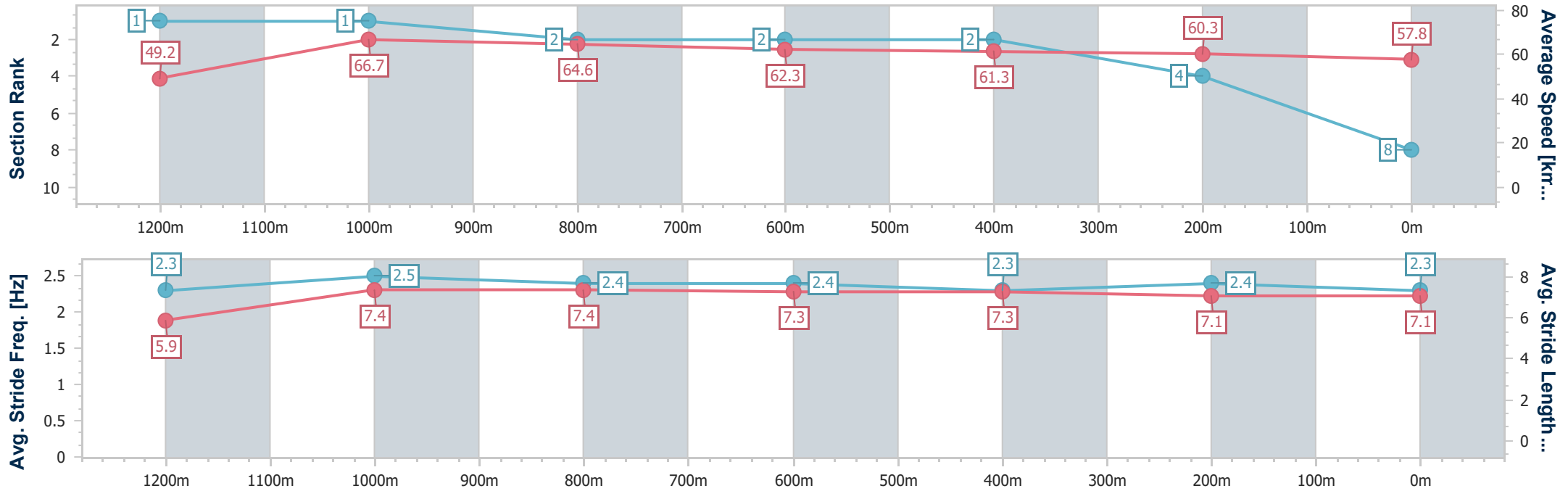
Ipswich QLD Professional
 Race 5: SAMMUT BULOW Colts, Geldings and Entires BM65
 Handicap - 1350m



09 November 2023 - 16:03

Track Rating: Good 4, Weather: Fine, Rail Position: +2m Entire

Section	Overall	1200m	1000m	800m	600m	400m	200m
Section Times	1:20.90 [8] (0:10.96)	1:09.94 [1] (0:10.76)	0:59.18 [1] (0:11.14)	0:48.04 [2] (0:11.63)	0:36.41 [2] (0:11.87)	0:24.54 [2] (0:12.05)	0:12.49 [4] (0:12.49)
Average Speed [km/h]	49.2	66.7	64.6	62.3	61.3	60.3	57.8
Top Speed [km/h]	65.0	67.7	66.6	62.8	62.8	61.6	59.1
Avg. Dist. to Rail [m]	0.4	1.6	1.5	1.7	3.1	3.4	4.0
Avg. Stride Freq. [Hz]	2.3	2.5	2.4	2.4	2.3	2.4	2.3
Avg. Stride Length [m]	5.9	7.4	7.4	7.3	7.3	7.1	7.1



- [] Ranking at each section and finish
- .-.- No data available at this section
- NA No data available



Horse/Jockey Name	Hurricane Hall
Final Rank	9
Fastest Section Time (Section)	0:11.09 (1200m)
Top Speed [km/h] (Section)	65.7 (1200m)
Race State	Finished



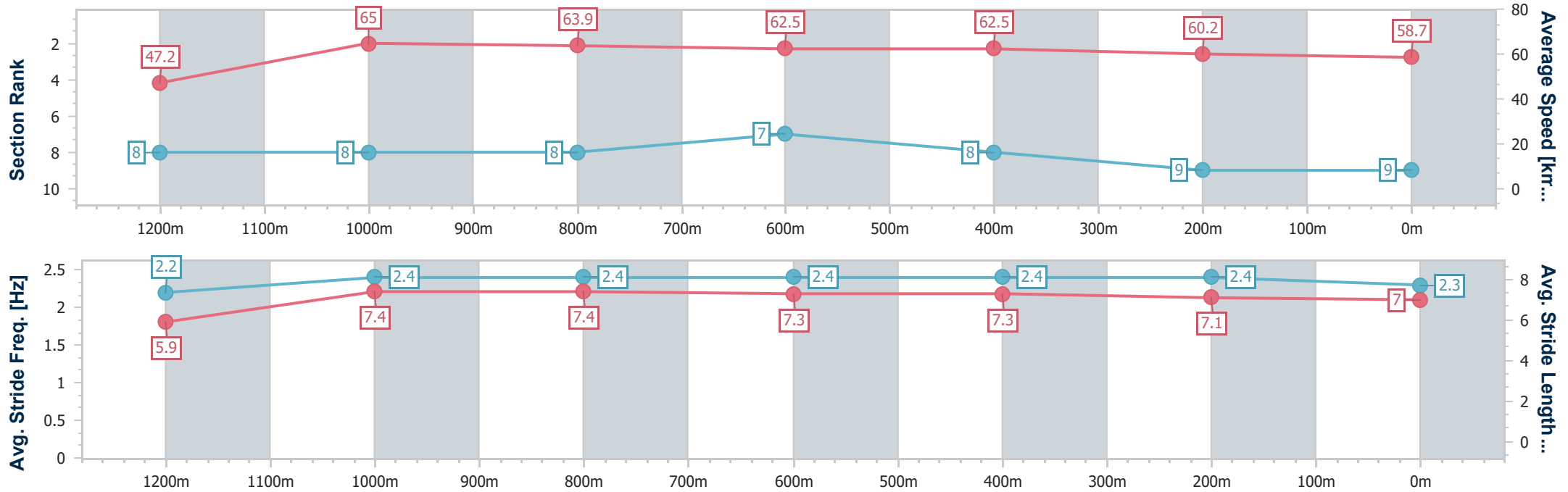
Ipswich QLD Professional
 Race 5: SAMMUT BULOW Colts, Geldings and Entires BM65
 Handicap - 1350m



09 November 2023 - 16:03

Track Rating: Good 4, Weather: Fine, Rail Position: +2m Entire

Section	Overall	1200m	1000m	800m	600m	400m	200m
Section Times	1:21.28 [9] (0:11.46)	1:09.82 [8] (0:11.09)	0:58.73 [8] (0:11.27)	0:47.46 [8] (0:11.54)	0:35.92 [7] (0:11.61)	0:24.31 [8] (0:12.02)	0:12.29 [9] (0:12.29)
Average Speed [km/h]	47.2	65.0	63.9	62.5	62.5	60.2	58.7
Top Speed [km/h]	64.3	65.7	64.9	63.7	63.2	62.9	59.4
Avg. Dist. to Rail [m]	1.9	2.3	0.5	0.9	1.3	2.1	2.2
Avg. Stride Freq. [Hz]	2.2	2.4	2.4	2.4	2.4	2.4	2.3
Avg. Stride Length [m]	5.9	7.4	7.4	7.3	7.3	7.1	7.0



- [] Ranking at each section and finish
- .-.- No data available at this section
- NA No data available