



Sunshine Coast QLD Professional
Race 6: PALM LAKE RESORT PELICAN WATERS BENCHMARK 55
Handicap - 1300m
07 November 2023 - 17:00



Track Rating: Soft 7, Weather: Fine, Rail Position: +5m Entire

Section		Overall	1200m	1000m	800m	600m	400m	Last 600m				
Field Times		1:18.64 (0:07.97)	1:10.67 (0:11.19)	0:59.48 (0:11.51)	0:47.97 (0:12.02)	0:35.95 (0:12.24)	0:23.71 (0:11.56)	0:35.95				
Rank	TAB Horse/Jockey	Barrier	Top Speed [km/h]	Fastest Section	Distance Travelled [m]							
1	2 MONEY MAN Jasper Franklin	10	64.8	0:08.13	1:18.64 [1] (0:08.13)	1:10.51 [5] (0:11.36)	0:59.15 [4] (0:11.50)	0:47.65 [4] (0:11.99)	0:35.66 [4] (0:12.06)	0:23.60 [4] (0:11.52)	0:35.66	
2	7 COURT WHISPERS Justin Huxtable	8	65.1	0:07.99	1:18.78 [2] (0:07.99)	1:10.79 [2] (0:11.34)	0:59.45 [3] (0:11.48)	0:47.97 [2] (0:11.98)	0:35.99 [3] (0:12.18)	0:23.81 [2] (0:11.52)	0:35.99	+2
3	18 CANNON HILL Georgina Cartwright	12	63.9	0:08.48	1:19.26 [3] (0:08.48)	1:10.78 [11] (0:11.67)	0:59.11 [13] (0:11.53)	0:47.58 [12] (0:11.96)	0:35.62 [12] (0:11.96)	0:23.66 [10] (0:11.47)	0:35.62	+9
4	11 DAINTREE DIVA Trudy Thornton	5	64.2	0:08.34	1:19.28 [4] (0:08.34)	1:10.94 [9] (0:11.43)	0:59.51 [8] (0:11.63)	0:47.88 [7] (0:12.03)	0:35.85 [7] (0:11.87)	0:23.98 [7] (0:11.69)	0:35.85	+4
5	8 GLEN MASSEY Karl Zechner	19	64.0	0:08.66	1:19.28 [5] (0:08.66)	1:10.62 [14] (0:11.54)	0:59.08 [14] (0:11.66)	0:47.42 [13] (0:11.94)	0:35.48 [14] (0:11.97)	0:23.51 [15] (0:11.53)	0:35.48	+9
6	1 ALL THE SHOPS Yvette Lewis	3	65.8	0:08.09	1:19.32 [6] (0:08.09)	1:11.23 [4] (0:11.43)	0:59.80 [5] (0:11.59)	0:48.21 [5] (0:12.05)	0:36.16 [5] (0:12.09)	0:24.07 [6] (0:11.69)	0:36.16	+6
7	9 PRETTY LITTLE LASS Blake Spriggs	13	63.8	0:08.31	1:19.35 [7] (0:08.31)	1:11.04 [8] (0:11.60)	0:59.44 [10] (0:11.74)	0:47.70 [11] (0:11.87)	0:35.83 [10] (0:11.87)	0:23.96 [8] (0:11.69)	0:35.83	+6
8	4 FIRSTLUV Dan McGillivray	22	63.8	0:08.50	1:19.47 [8] (0:08.50)	1:10.97 [13] (0:11.61)	0:59.36 [12] (0:11.77)	0:47.59 [14] (0:11.92)	0:35.67 [13] (0:11.82)	0:23.85 [13] (0:11.49)	0:35.67	+12
9	12 EUROMANTIC Ryan Wiggins	15	65.8	0:08.08	1:19.55 [9] (0:08.08)	1:11.47 [3] (0:11.24)	1:00.23 [2] (0:11.51)	0:48.72 [3] (0:11.96)	0:36.76 [2] (0:12.20)	0:24.56 [3] (0:11.73)	0:36.76	+8
10	3 GOLLY HUTT Emily Lang	9	64.9	0:08.48	1:19.57 [10] (0:08.48)	1:11.09 [11] (0:11.45)	0:59.64 [11] (0:11.66)	0:47.98 [10] (0:11.99)	0:35.99 [11] (0:12.04)	0:23.95 [12] (0:11.56)	0:35.99	+8

Scratched: Uploads (#20), Art Heist (#21), Ultimate Outcome (#10), Hello In There (#13), Sea Legend (#23), Brazen Impact (#6), Arquera (#22), King Dick (#24)

[] Ranking at each section and finish
 -:-:- No data available at this section
 NA No data available
 SCN Saddle cloth number
 DNF Did not finish
 DNT Did not track



Sunshine Coast QLD Professional
Race 6: PALM LAKE RESORT PELICAN WATERS BENCHMARK 55
Handicap - 1300m
07 November 2023 - 17:00



Track Rating: Soft 7, Weather: Fine, Rail Position: +5m Entire

Section		Overall	1200m	1000m	800m	600m	400m	Last 600m				
Field Times		1:18.64 (0:07.97)	1:10.67 (0:11.19)	0:59.48 (0:11.51)	0:47.97 (0:12.02)	0:35.95 (0:12.24)	0:23.71 (0:11.56)	0:35.95				
Rank	TAB Horse/Jockey	Barrier	Top Speed [km/h]	Fastest Section	Distance Travelled [m]							
11	19 DREAM ENTITY Luke Tarrant	16	64.0 400m	0:08.67 Overall	1:19.59 [11] (0:08.67)	1:10.92 [15] (0:11.83)	0:59.09 [16] (0:11.73)	0:47.36 [16] (0:11.80)	0:35.56 [16] (0:11.84)	0:23.72 [16] (0:11.44)	0:35.56	+9
12	16 BETTER STRINGS Casey Waddell	7	63.7 800m	0:08.68 Overall	1:19.70 [12] (0:08.68)	1:11.02 [16] (0:11.79)	0:59.23 [15] (0:11.72)	0:47.51 [15] (0:11.73)	0:35.78 [15] (0:11.82)	0:23.96 [14] (0:11.57)	0:35.78	+2
13	15 TANTRUMS Dale Smith	23	64.6 1200m	0:08.19 Overall	1:19.81 [13] (0:08.19)	1:11.62 [6] (0:11.42)	1:00.20 [6] (0:11.55)	0:48.65 [6] (0:12.04)	0:36.61 [6] (0:12.05)	0:24.56 [5] (0:11.77)	0:36.61	+14
14	17 MAXIE TAP Todd Banks	18	65.9 1200m	0:08.37 Overall	1:20.12 [14] (0:08.37)	1:11.75 [10] (0:11.44)	1:00.31 [9] (0:11.77)	0:48.54 [8] (0:11.89)	0:36.65 [8] (0:11.96)	0:24.69 [9] (0:11.73)	0:36.65	+13
15	14 RUM REVOLUTION Anthony Allen	4	65.0 1200m	0:08.29 Overall	1:20.30 [15] (0:08.29)	1:12.01 [7] (0:11.39)	1:00.62 [7] (0:11.90)	0:48.72 [9] (0:11.93)	0:36.79 [9] (0:12.09)	0:24.70 [11] (0:11.66)	0:36.79	+7
16	5 BIRMINGHAM Tahlia Fenlon	11	65.3 1200m	0:07.97 Overall	1:20.60 [16] (0:07.97)	1:12.63 [1] (0:11.19)	1:01.44 [1] (0:11.51)	0:49.93 [1] (0:12.02)	0:37.91 [1] (0:12.24)	0:25.67 [1] (0:12.17)	0:37.91	+6

Scratched: Uploads (#20), Art Heist (#21), Ultimate Outcome (#10), Hello In There (#13), Sea Legend (#23), Brazen Impact (#6), Arquera (#22), King Dick (#24)

[] Ranking at each section and finish
 -:-:- No data available at this section
 NA No data available

SCN Saddle cloth number
 DNF Did not finish
 DNT Did not track



Sunshine Coast QLD Professional
Race 6: PALM LAKE RESORT PELICAN WATERS BENCHMARK 55
Handicap - 1300m
07 November 2023 - 17:00



Track Rating: Soft 7, Weather: Fine, Rail Position: +5m Entire

Section				200m				Last 600m	
Field Times				0:12.15 (0:12.15)				0:35.95	
Rank	TAB	Horse/Jockey	Barrier	Top Speed [km/h]	Fastest Section	Margin			Distance Travelled [m]
1	2	MONEY MAN Jasper Franklin	10	64.8 1200m	0:08.13 Overall	0:12.08 [2] (0:12.08)	1:18.64		0:35.66
2	7	COURT WHISPERS Justin Huxtable	8	65.1 1200m	0:07.99 Overall	0:12.29 [1] (0:12.29)	0.8L		0:35.99 +2
3	18	CANNON HILL Georgina Cartwright	12	63.9 1000m	0:08.48 Overall	0:12.19 [7] (0:12.19)	3.6L		0:35.62 +9
4	11	DAINTREE DIVA Trudy Thornton	5	64.2 1200m	0:08.34 Overall	0:12.29 [5] (0:12.29)	3.7L		0:35.85 +4
5	8	GLEN MASSEY Karl Zechner	19	64.0 1200m	0:08.66 Overall	0:11.98 [14] (0:11.98)	3.8L		0:35.48 +9
6	1	ALL THE SHOPS Yvette Lewis	3	65.8 1000m	0:08.09 Overall	0:12.38 [4] (0:12.38)	4L		0:36.16 +6
7	9	PRETTY LITTLE LASS Blake Spriggs	13	63.8 1200m	0:08.31 Overall	0:12.27 [8] (0:12.27)	4.2L		0:35.83 +6
8	4	FIRSTLUV Dan McGillivray	22	63.8 1200m	0:08.50 Overall	0:12.36 [10] (0:12.36)	4.7L		0:35.67 +12
9	12	EUROMANTIC Ryan Wiggins	15	65.8 1200m	0:08.08 Overall	0:12.83 [3] (0:12.83)	5L		0:36.76 +8
10	3	GOLLY HUTT Emily Lang	9	64.9 1200m	0:08.48 Overall	0:12.39 [12] (0:12.39)	5.1L		0:35.99 +8

Scratched: Uploads (#20), Art Heist (#21), Ultimate Outcome (#10), Hello In There (#13), Sea Legend (#23), Brazen Impact (#6), Arquera (#22), King Dick (#24)

[] Ranking at each section and finish
 -:-:- No data available at this section
 NA No data available
 SCN Saddle cloth number
 DNF Did not finish
 DNT Did not track



Sunshine Coast QLD Professional
Race 6: PALM LAKE RESORT PELICAN WATERS BENCHMARK 55
Handicap - 1300m
07 November 2023 - 17:00



Track Rating: Soft 7, Weather: Fine, Rail Position: +5m Entire

Section				200m				Last 600m	
Field Times				0:12.15 (0:12.15)				0:35.95	
Rank	TAB	Horse/Jockey	Barrier	Top Speed [km/h]	Fastest Section	Margin			Distance Travelled [m]
11	19	DREAM ENTITY Luke Tarrant	16	64.0 400m	0:08.67 Overall	0:12.28 [15] (0:12.28)	5.2L		0:35.56 +9
12	16	BETTER STRINGS Casey Waddell	7	63.7 800m	0:08.68 Overall	0:12.39 [16] (0:12.39)	5.7L		0:35.78 +2
13	15	TANTRUMS Dale Smith	23	64.6 1200m	0:08.19 Overall	0:12.79 [6] (0:12.79)	6.2L		0:36.61 +14
14	17	MAXIE TAP Todd Banks	18	65.9 1200m	0:08.37 Overall	0:12.96 [11] (0:12.96)	8L		0:36.65 +13
15	14	RUM REVOLUTION Anthony Allen	4	65.0 1200m	0:08.29 Overall	0:13.04 [13] (0:13.04)	9L		0:36.79 +7
16	5	BIRMINGHAM Tahlia Fenlon	11	65.3 1200m	0:07.97 Overall	0:13.50 [9] (0:13.50)	10.8L		0:37.91 +6

Scratched: Uploads (#20), Art Heist (#21), Ultimate Outcome (#10), Hello In There (#13), Sea Legend (#23), Brazen Impact (#6), Arquera (#22), King Dick (#24)



Horse/Jockey Name	Money Man
Final Rank	1
Fastest Section Time (Section)	0:08.13 (Overall)
Top Speed [km/h] (Section)	64.8 (1200m)
Race State	Finished



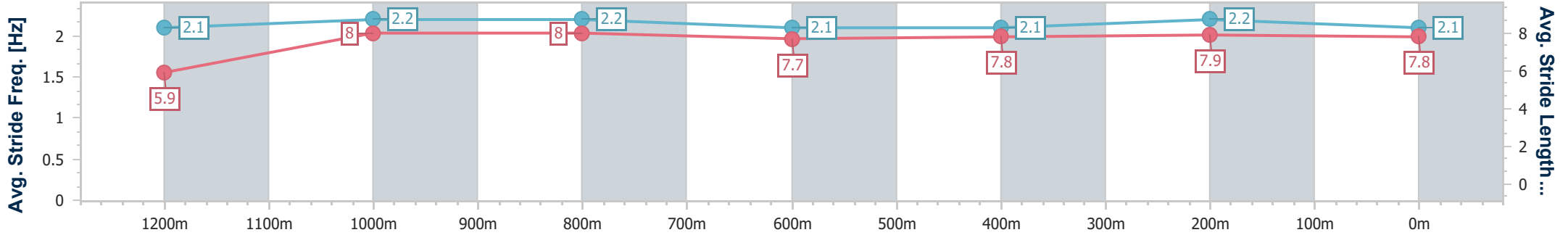
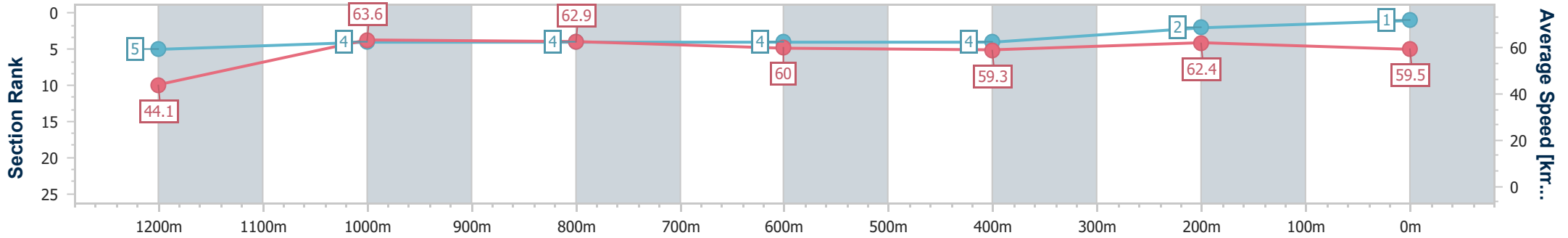
Sunshine Coast QLD Professional
 Race 6: PALM LAKE RESORT PELICAN WATERS BENCHMARK
 55 Handicap - 1300m



07 November 2023 - 17:00

Track Rating: Soft 7, Weather: Fine, Rail Position: +5m Entire

Section	Overall	1200m	1000m	800m	600m	400m	200m
Section Times	1:18.64 [1] (0:08.13)	1:10.51 [5] (0:11.36)	0:59.15 [4] (0:11.50)	0:47.65 [4] (0:11.99)	0:35.66 [4] (0:12.06)	0:23.60 [4] (0:11.52)	0:12.08 [2] (0:12.08)
Average Speed [km/h]	44.1	63.6	62.9	60.0	59.3	62.4	59.5
Top Speed [km/h]	60.8	64.8	64.0	62.1	60.6	63.3	62.5
Avg. Dist. to Rail [m]	8.0	4.8	2.3	0.6	1.7	0.6	0.7
Avg. Stride Freq. [Hz]	2.1	2.2	2.2	2.1	2.1	2.2	2.1
Avg. Stride Length [m]	5.9	8.0	8.0	7.7	7.8	7.9	7.8



- [] Ranking at each section and finish
- .-.- No data available at this section
- NA No data available



Horse/Jockey Name	Court Whispers
Final Rank	2
Fastest Section Time (Section)	0:07.99 (Overall)
Top Speed [km/h] (Section)	65.1 (1200m)
Race State	Finished



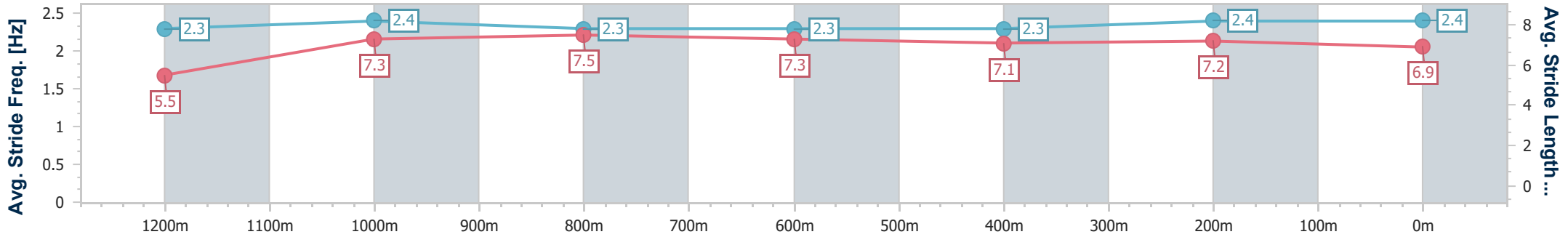
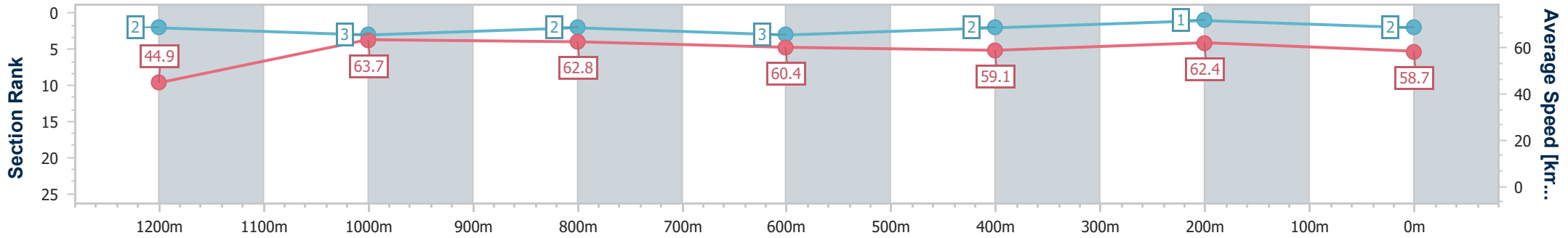
Sunshine Coast QLD Professional
 Race 6: PALM LAKE RESORT PELICAN WATERS BENCHMARK
 55 Handicap - 1300m



07 November 2023 - 17:00

Track Rating: Soft 7, Weather: Fine, Rail Position: +5m Entire

Section	Overall	1200m	1000m	800m	600m	400m	200m
Section Times	1:18.78 [2] (0:07.99)	1:10.79 [2] (0:11.34)	0:59.45 [3] (0:11.48)	0:47.97 [2] (0:11.98)	0:35.99 [3] (0:12.18)	0:23.81 [2] (0:11.52)	0:12.29 [1] (0:12.29)
Average Speed [km/h]	44.9	63.7	62.8	60.4	59.1	62.4	58.7
Top Speed [km/h]	62.5	65.1	64.2	61.3	60.9	63.7	62.2
Avg. Dist. to Rail [m]	6.0	2.7	1.5	0.8	0.3	1.7	2.7
Avg. Stride Freq. [Hz]	2.3	2.4	2.3	2.3	2.3	2.4	2.4
Avg. Stride Length [m]	5.5	7.3	7.5	7.3	7.1	7.2	6.9



- [] Ranking at each section and finish
- .-.- No data available at this section
- NA No data available



Horse/Jockey Name	Cannon Hill
Final Rank	3
Fastest Section Time (Section)	0:08.48 (Overall)
Top Speed [km/h] (Section)	63.9 (1000m)
Race State	Finished



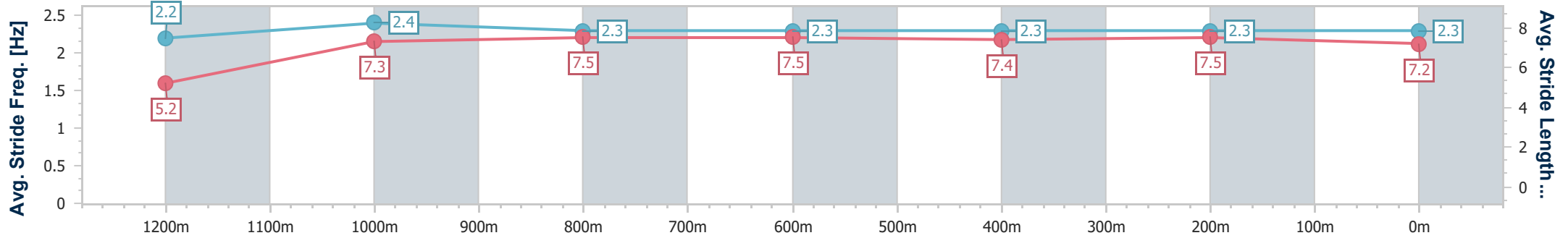
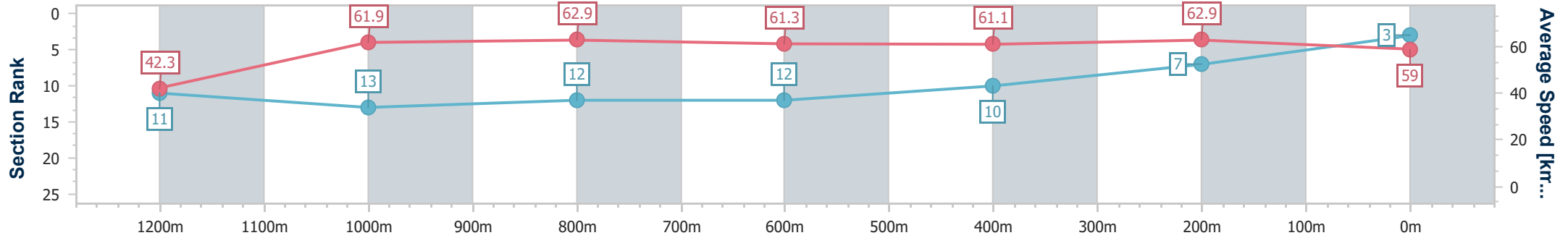
Sunshine Coast QLD Professional
 Race 6: PALM LAKE RESORT PELICAN WATERS BENCHMARK
 55 Handicap - 1300m



07 November 2023 - 17:00

Track Rating: Soft 7, Weather: Fine, Rail Position: +5m Entire

Section	Overall	1200m	1000m	800m	600m	400m	200m
Section Times	1:19.26 [3] (0:08.48)	1:10.78 [11] (0:11.67)	0:59.11 [13] (0:11.53)	0:47.58 [12] (0:11.96)	0:35.62 [12] (0:11.96)	0:23.66 [10] (0:11.47)	0:12.19 [7] (0:12.19)
Average Speed [km/h]	42.3	61.9	62.9	61.3	61.1	62.9	59.0
Top Speed [km/h]	60.1	63.2	63.9	62.4	61.9	63.7	61.5
Avg. Dist. to Rail [m]	9.5	4.1	2.2	3.5	2.6	3.5	2.2
Avg. Stride Freq. [Hz]	2.2	2.4	2.3	2.3	2.3	2.3	2.3
Avg. Stride Length [m]	5.2	7.3	7.5	7.5	7.4	7.5	7.2



- [] Ranking at each section and finish
- .-.- No data available at this section
- NA No data available



Horse/Jockey Name	Daintree Diva
Final Rank	4
Fastest Section Time (Section)	0:08.34 (Overall)
Top Speed [km/h] (Section)	64.2 (1200m)
Race State	Finished



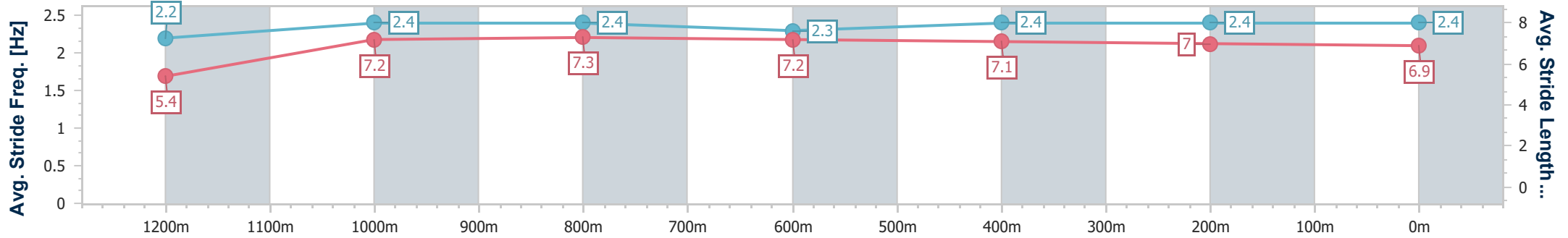
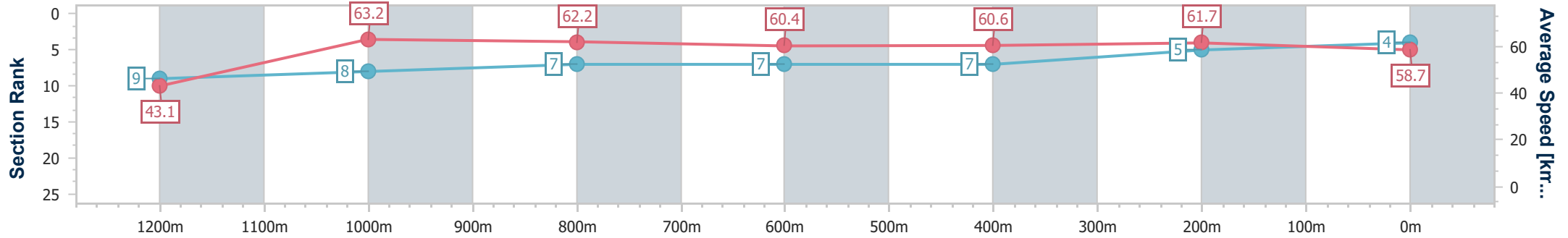
Sunshine Coast QLD Professional
 Race 6: PALM LAKE RESORT PELICAN WATERS BENCHMARK
 55 Handicap - 1300m



07 November 2023 - 17:00

Track Rating: Soft 7, Weather: Fine, Rail Position: +5m Entire

Section	Overall	1200m	1000m	800m	600m	400m	200m
Section Times	1:19.28 [4] (0:08.34)	1:10.94 [9] (0:11.43)	0:59.51 [8] (0:11.63)	0:47.88 [7] (0:12.03)	0:35.85 [7] (0:11.87)	0:23.98 [7] (0:11.69)	0:12.29 [5] (0:12.29)
Average Speed [km/h]	43.1	63.2	62.2	60.4	60.6	61.7	58.7
Top Speed [km/h]	57.1	64.2	63.8	60.9	61.5	62.9	60.5
Avg. Dist. to Rail [m]	4.9	2.8	2.1	1.2	0.3	1.1	0.9
Avg. Stride Freq. [Hz]	2.2	2.4	2.4	2.3	2.4	2.4	2.4
Avg. Stride Length [m]	5.4	7.2	7.3	7.2	7.1	7.0	6.9



- [] Ranking at each section and finish
- .-.- No data available at this section
- NA No data available



Horse/Jockey Name	Glen Massey
Final Rank	5
Fastest Section Time (Section)	0:08.66 (Overall)
Top Speed [km/h] (Section)	64.0 (1200m)
Race State	Finished



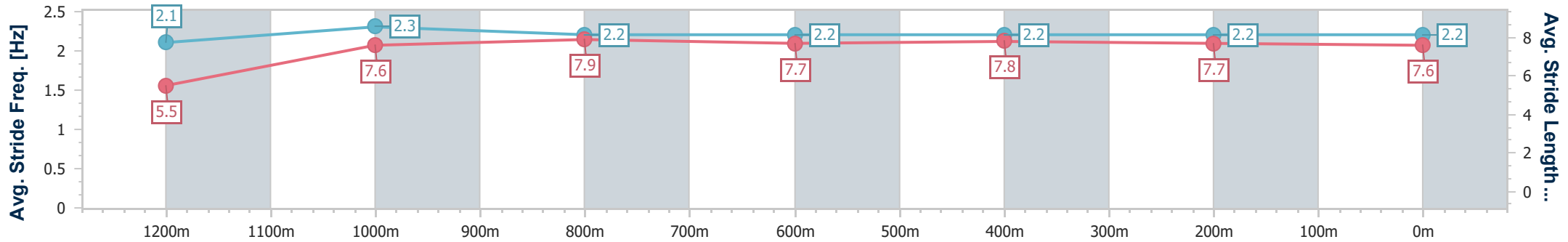
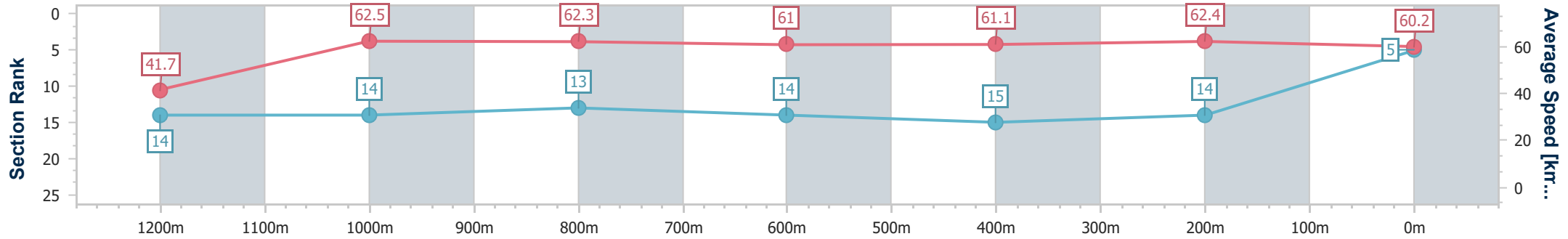
Sunshine Coast QLD Professional
 Race 6: PALM LAKE RESORT PELICAN WATERS BENCHMARK
 55 Handicap - 1300m



07 November 2023 - 17:00

Track Rating: Soft 7, Weather: Fine, Rail Position: +5m Entire

Section	Overall	1200m	1000m	800m	600m	400m	200m
Section Times	1:19.28 [5] (0:08.66)	1:10.62 [14] (0:11.54)	0:59.08 [14] (0:11.66)	0:47.42 [13] (0:11.94)	0:35.48 [14] (0:11.97)	0:23.51 [15] (0:11.53)	0:11.98 [14] (0:11.98)
Average Speed [km/h]	41.7	62.5	62.3	61.0	61.1	62.4	60.2
Top Speed [km/h]	58.2	64.0	63.0	61.8	61.7	63.2	62.0
Avg. Dist. to Rail [m]	14.6	6.3	3.4	2.6	2.2	8.1	11.3
Avg. Stride Freq. [Hz]	2.1	2.3	2.2	2.2	2.2	2.2	2.2
Avg. Stride Length [m]	5.5	7.6	7.9	7.7	7.8	7.7	7.6



- [] Ranking at each section and finish
- .-.-.- No data available at this section
- NA No data available



Horse/Jockey Name	All The Shops
Final Rank	6
Fastest Section Time (Section)	0:08.09 (Overall)
Top Speed [km/h] (Section)	65.8 (1000m)
Race State	Finished



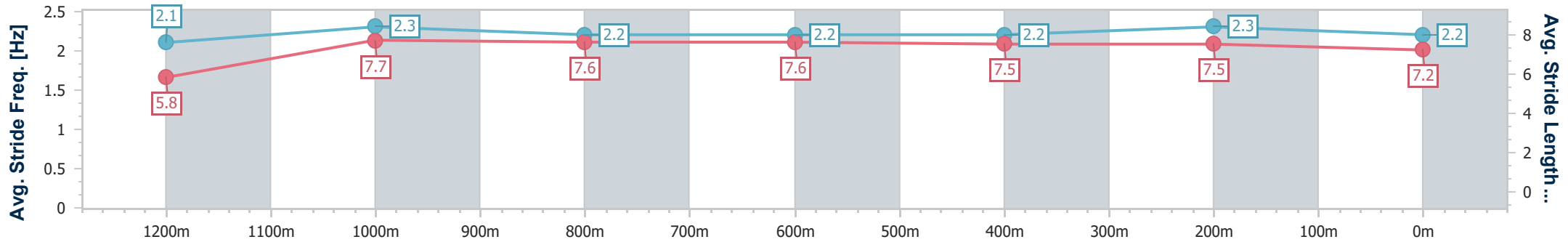
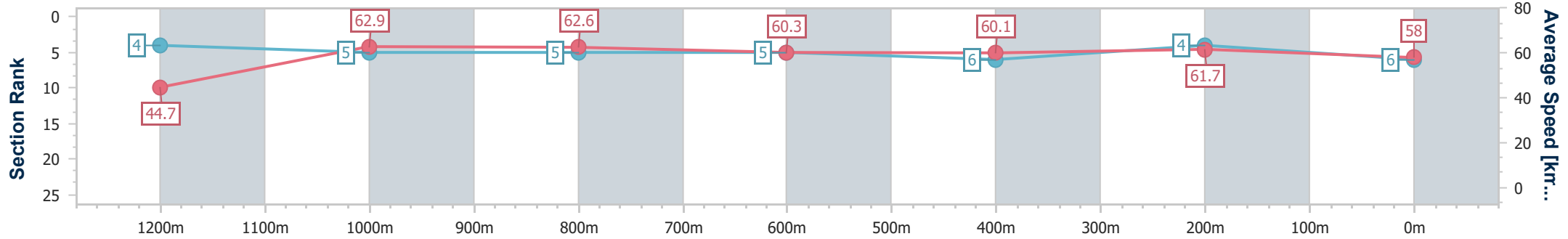
Sunshine Coast QLD Professional
 Race 6: PALM LAKE RESORT PELICAN WATERS BENCHMARK
 55 Handicap - 1300m



07 November 2023 - 17:00

Track Rating: Soft 7, Weather: Fine, Rail Position: +5m Entire

Section	Overall	1200m	1000m	800m	600m	400m	200m
Section Times	1:19.32 [6] (0:08.09)	1:11.23 [4] (0:11.43)	0:59.80 [5] (0:11.59)	0:48.21 [5] (0:12.05)	0:36.16 [5] (0:12.09)	0:24.07 [6] (0:11.69)	0:12.38 [4] (0:12.38)
Average Speed [km/h]	44.7	62.9	62.6	60.3	60.1	61.7	58.0
Top Speed [km/h]	62.5	64.5	65.8	61.1	61.1	62.1	60.7
Avg. Dist. to Rail [m]	2.8	1.9	2.2	1.7	1.3	4.5	6.1
Avg. Stride Freq. [Hz]	2.1	2.3	2.2	2.2	2.2	2.3	2.2
Avg. Stride Length [m]	5.8	7.7	7.6	7.6	7.5	7.5	7.2



- [] Ranking at each section and finish
- .-.- No data available at this section
- NA No data available



Horse/Jockey Name	Pretty Little Lass
Final Rank	7
Fastest Section Time (Section)	0:08.31 (Overall)
Top Speed [km/h] (Section)	63.8 (1200m)
Race State	Finished



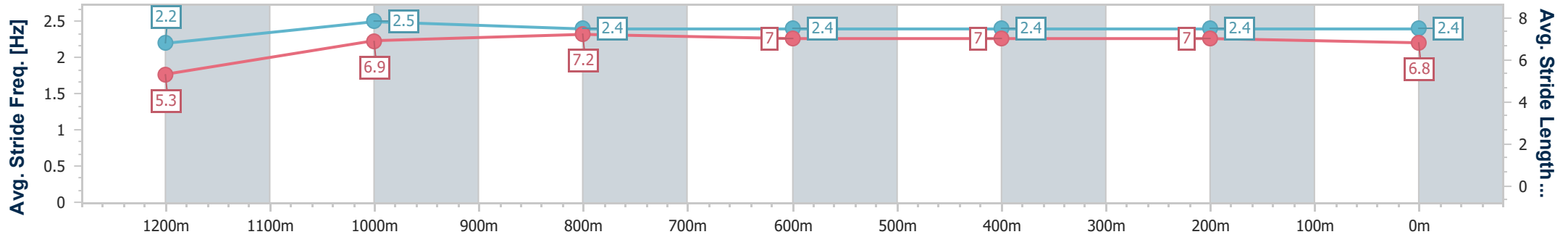
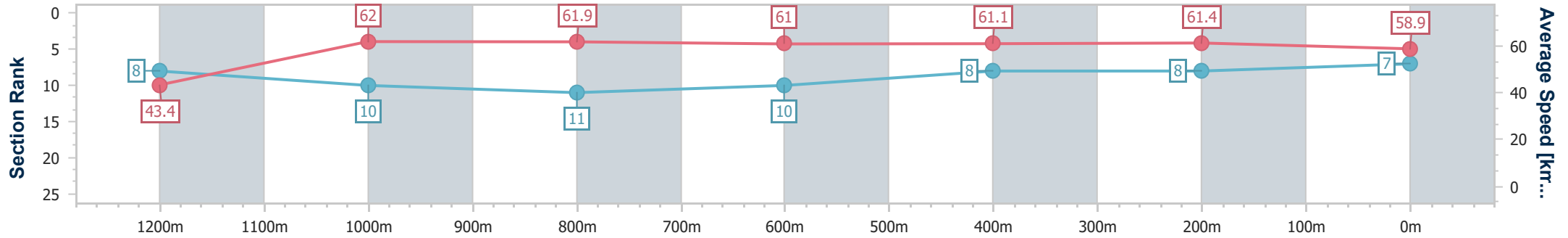
Sunshine Coast QLD Professional
 Race 6: PALM LAKE RESORT PELICAN WATERS BENCHMARK
 55 Handicap - 1300m



07 November 2023 - 17:00

Track Rating: Soft 7, Weather: Fine, Rail Position: +5m Entire

Section	Overall	1200m	1000m	800m	600m	400m	200m
Section Times	1:19.35 [7] (0:08.31)	1:11.04 [8] (0:11.60)	0:59.44 [10] (0:11.74)	0:47.70 [11] (0:11.87)	0:35.83 [10] (0:11.87)	0:23.96 [8] (0:11.69)	0:12.27 [8] (0:12.27)
Average Speed [km/h]	43.4	62.0	61.9	61.0	61.1	61.4	58.9
Top Speed [km/h]	60.1	63.8	63.6	62.8	62.2	62.5	61.0
Avg. Dist. to Rail [m]	10.6	5.4	3.3	0.9	1.0	6.5	8.9
Avg. Stride Freq. [Hz]	2.2	2.5	2.4	2.4	2.4	2.4	2.4
Avg. Stride Length [m]	5.3	6.9	7.2	7.0	7.0	7.0	6.8



- [] Ranking at each section and finish
- .-.- No data available at this section
- NA No data available



Horse/Jockey Name	Firstluv
Final Rank	8
Fastest Section Time (Section)	0:08.50 (Overall)
Top Speed [km/h] (Section)	63.8 (1200m)
Race State	Finished



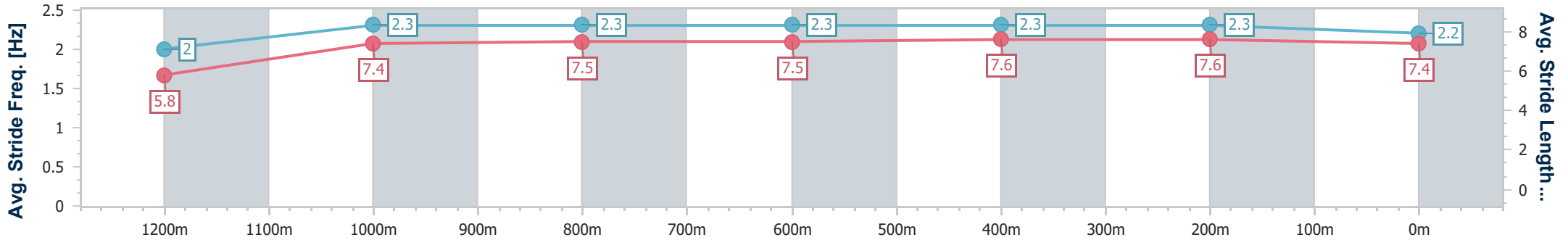
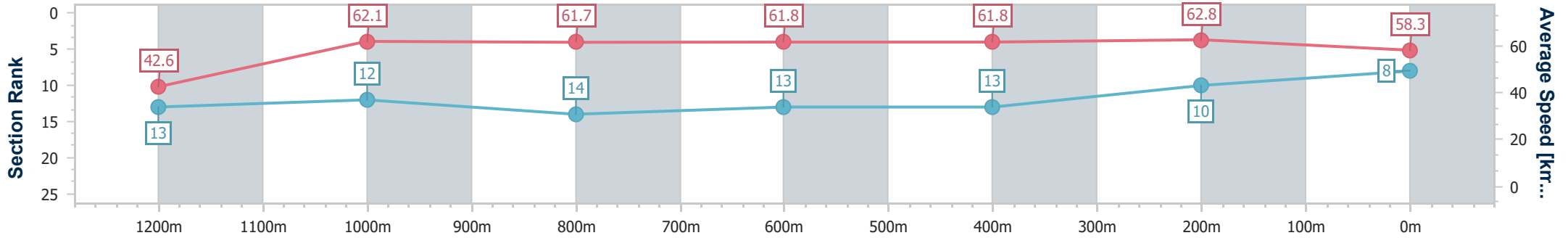
Sunshine Coast QLD Professional
 Race 6: PALM LAKE RESORT PELICAN WATERS BENCHMARK
 55 Handicap - 1300m



07 November 2023 - 17:00

Track Rating: Soft 7, Weather: Fine, Rail Position: +5m Entire

Section	Overall	1200m	1000m	800m	600m	400m	200m
Section Times	1:19.47 [8] (0:08.50)	1:10.97 [13] (0:11.61)	0:59.36 [12] (0:11.77)	0:47.59 [14] (0:11.92)	0:35.67 [13] (0:11.82)	0:23.85 [13] (0:11.49)	0:12.36 [10] (0:12.36)
Average Speed [km/h]	42.6	62.1	61.7	61.8	61.8	62.8	58.3
Top Speed [km/h]	56.6	63.8	62.5	62.5	62.8	63.5	61.4
Avg. Dist. to Rail [m]	15.4	7.7	4.4	3.4	3.2	9.4	10.8
Avg. Stride Freq. [Hz]	2.0	2.3	2.3	2.3	2.3	2.3	2.2
Avg. Stride Length [m]	5.8	7.4	7.5	7.5	7.6	7.6	7.4



- [] Ranking at each section and finish
- .-.- No data available at this section
- NA No data available



Horse/Jockey Name	Euromantic
Final Rank	9
Fastest Section Time (Section)	0:08.08 (Overall)
Top Speed [km/h] (Section)	65.8 (1200m)
Race State	Finished



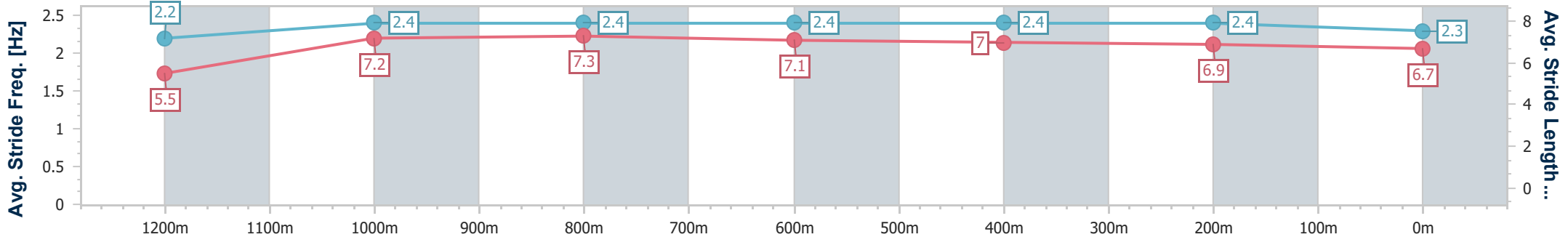
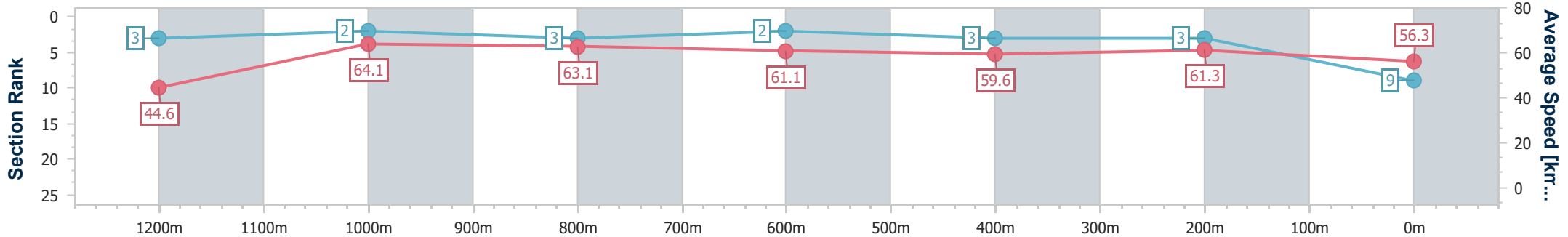
Sunshine Coast QLD Professional
 Race 6: PALM LAKE RESORT PELICAN WATERS BENCHMARK
 55 Handicap - 1300m



07 November 2023 - 17:00

Track Rating: Soft 7, Weather: Fine, Rail Position: +5m Entire

Section	Overall	1200m	1000m	800m	600m	400m	200m
Section Times	1:19.55 [9] (0:08.08)	1:11.47 [3] (0:11.24)	1:00.23 [2] (0:11.51)	0:48.72 [3] (0:11.96)	0:36.76 [2] (0:12.20)	0:24.56 [3] (0:11.73)	0:12.83 [3] (0:12.83)
Average Speed [km/h]	44.6	64.1	63.1	61.1	59.6	61.3	56.3
Top Speed [km/h]	63.1	65.8	65.0	62.5	61.8	62.1	60.2
Avg. Dist. to Rail [m]	11.5	6.1	3.7	2.1	1.8	4.4	4.5
Avg. Stride Freq. [Hz]	2.2	2.4	2.4	2.4	2.4	2.4	2.3
Avg. Stride Length [m]	5.5	7.2	7.3	7.1	7.0	6.9	6.7



- [] Ranking at each section and finish
- .-.- No data available at this section
- NA No data available



Horse/Jockey Name	Golly Hutt
Final Rank	10
Fastest Section Time (Section)	0:08.48 (Overall)
Top Speed [km/h] (Section)	64.9 (1200m)
Race State	Finished



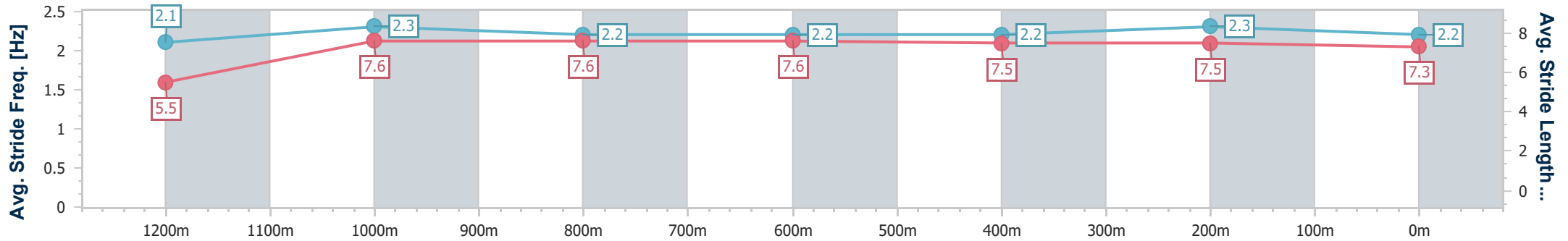
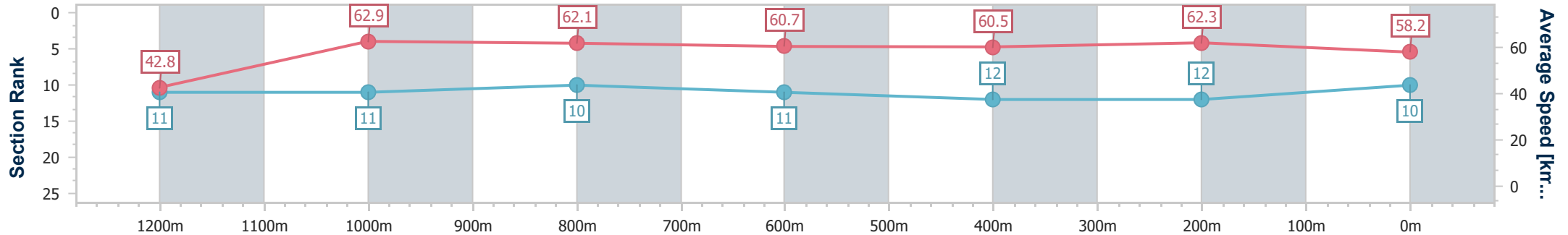
Sunshine Coast QLD Professional
 Race 6: PALM LAKE RESORT PELICAN WATERS BENCHMARK
 55 Handicap - 1300m



07 November 2023 - 17:00

Track Rating: Soft 7, Weather: Fine, Rail Position: +5m Entire

Section	Overall	1200m	1000m	800m	600m	400m	200m
Section Times	1:19.57 [10] (0:08.48)	1:11.09 [11] (0:11.45)	0:59.64 [11] (0:11.66)	0:47.98 [10] (0:11.99)	0:35.99 [11] (0:12.04)	0:23.95 [12] (0:11.56)	0:12.39 [12] (0:12.39)
Average Speed [km/h]	42.8	62.9	62.1	60.7	60.5	62.3	58.2
Top Speed [km/h]	58.1	64.9	63.5	62.0	61.6	63.8	60.3
Avg. Dist. to Rail [m]	7.4	3.7	3.0	2.0	2.0	6.0	5.5
Avg. Stride Freq. [Hz]	2.1	2.3	2.2	2.2	2.2	2.3	2.2
Avg. Stride Length [m]	5.5	7.6	7.6	7.6	7.5	7.5	7.3



- [] Ranking at each section and finish
- .-.- No data available at this section
- NA No data available



Horse/Jockey Name	Dream Entity
Final Rank	11
Fastest Section Time (Section)	0:08.67 (Overall)
Top Speed [km/h] (Section)	64.0 (400m)
Race State	Finished



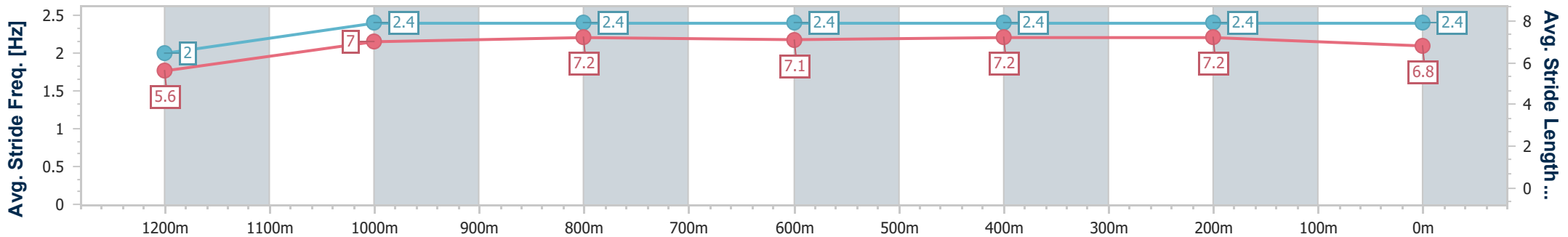
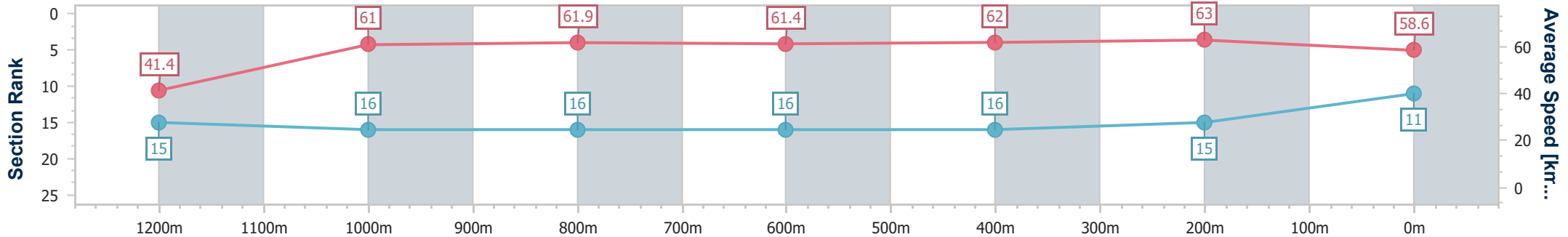
Sunshine Coast QLD Professional
 Race 6: PALM LAKE RESORT PELICAN WATERS BENCHMARK
 55 Handicap - 1300m



07 November 2023 - 17:00

Track Rating: Soft 7, Weather: Fine, Rail Position: +5m Entire

Section	Overall	1200m	1000m	800m	600m	400m	200m
Section Times	1:19.59 [11] (0:08.67)	1:10.92 [15] (0:11.83)	0:59.09 [16] (0:11.73)	0:47.36 [16] (0:11.80)	0:35.56 [16] (0:11.84)	0:23.72 [16] (0:11.44)	0:12.28 [15]
Average Speed [km/h]	41.4	61.0	61.9	61.4	62.0	63.0	58.6
Top Speed [km/h]	56.4	63.3	63.6	62.4	63.3	64.0	62.2
Avg. Dist. to Rail [m]	12.0	3.9	2.8	1.5	3.2	10.1	13.2
Avg. Stride Freq. [Hz]	2.0	2.4	2.4	2.4	2.4	2.4	2.4
Avg. Stride Length [m]	5.6	7.0	7.2	7.1	7.2	7.2	6.8



- [] Ranking at each section and finish
- .-.- No data available at this section
- NA No data available



Horse/Jockey Name	Better Strings
Final Rank	12
Fastest Section Time (Section)	0:08.68 (Overall)
Top Speed [km/h] (Section)	63.7 (800m)
Race State	Finished



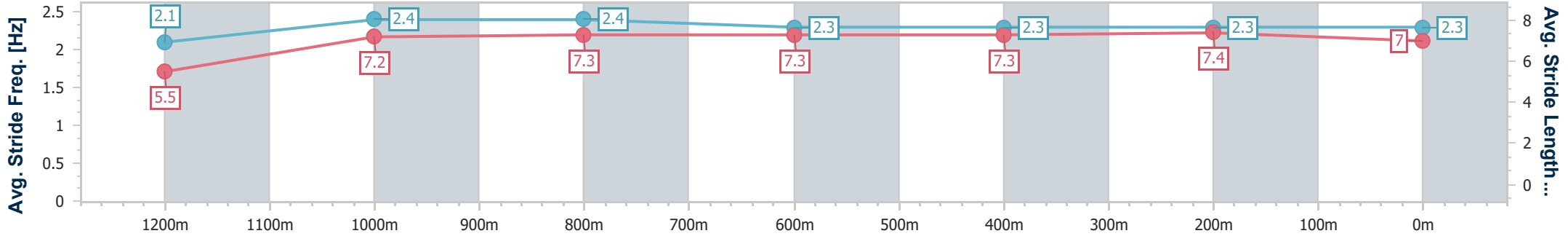
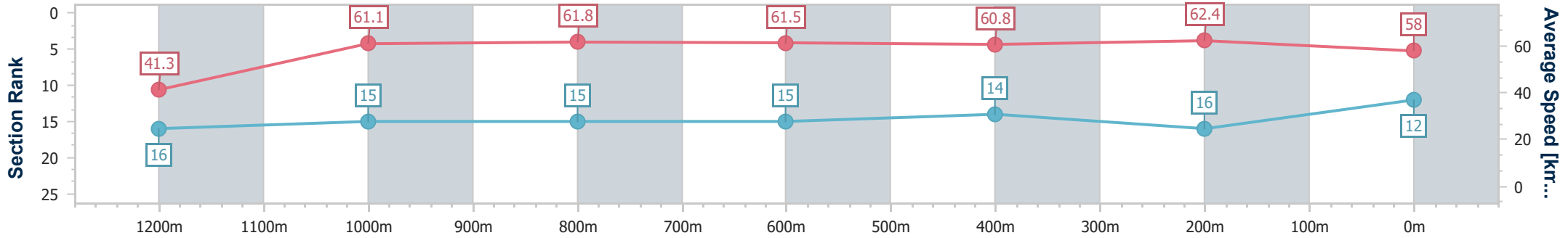
Sunshine Coast QLD Professional
 Race 6: PALM LAKE RESORT PELICAN WATERS BENCHMARK
 55 Handicap - 1300m



07 November 2023 - 17:00

Track Rating: Soft 7, Weather: Fine, Rail Position: +5m Entire

Section	Overall	1200m	1000m	800m	600m	400m	200m
Section Times	1:19.70 [12] (0:08.68)	1:11.02 [16] (0:11.79)	0:59.23 [15] (0:11.72)	0:47.51 [15] (0:11.73)	0:35.78 [15] (0:11.82)	0:23.96 [14] (0:11.57)	0:12.39 [16]
Average Speed [km/h]	41.3	61.1	61.8	61.5	60.8	62.4	58.0
Top Speed [km/h]	60.6	63.0	63.4	63.7	62.6	63.4	60.1
Avg. Dist. to Rail [m]	4.5	2.0	1.4	0.5	0.4	2.0	1.2
Avg. Stride Freq. [Hz]	2.1	2.4	2.4	2.3	2.3	2.3	2.3
Avg. Stride Length [m]	5.5	7.2	7.3	7.3	7.3	7.4	7.0



- [] Ranking at each section and finish
- .-.- No data available at this section
- NA No data available



Horse/Jockey Name	Tantrums
Final Rank	13
Fastest Section Time (Section)	0:08.19 (Overall)
Top Speed [km/h] (Section)	64.6 (1200m)
Race State	Finished



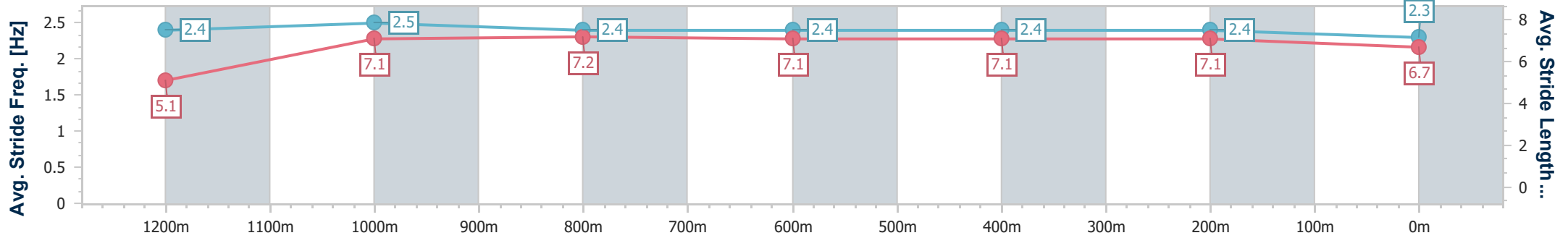
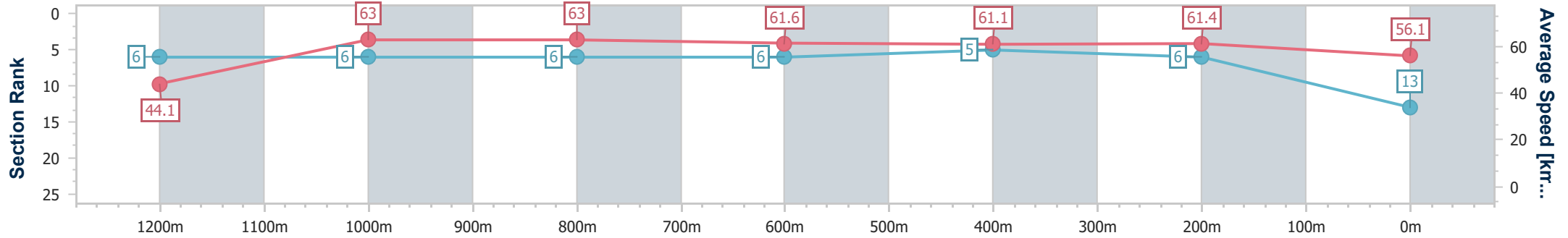
Sunshine Coast QLD Professional
 Race 6: PALM LAKE RESORT PELICAN WATERS BENCHMARK
 55 Handicap - 1300m



07 November 2023 - 17:00

Track Rating: Soft 7, Weather: Fine, Rail Position: +5m Entire

Section	Overall	1200m	1000m	800m	600m	400m	200m
Section Times	1:19.81 [13] (0:08.19)	1:11.62 [6] (0:11.42)	1:00.20 [6] (0:11.55)	0:48.65 [6] (0:12.04)	0:36.61 [6] (0:12.05)	0:24.56 [5] (0:11.77)	0:12.79 [6] (0:12.79)
Average Speed [km/h]	44.1	63.0	63.0	61.6	61.1	61.4	56.1
Top Speed [km/h]	62.8	64.6	64.4	62.7	62.2	62.3	59.7
Avg. Dist. to Rail [m]	16.8	7.2	4.0	4.8	4.1	6.7	7.9
Avg. Stride Freq. [Hz]	2.4	2.5	2.4	2.4	2.4	2.4	2.3
Avg. Stride Length [m]	5.1	7.1	7.2	7.1	7.1	7.1	6.7



- [] Ranking at each section and finish
- .-.- No data available at this section
- NA No data available



Horse/Jockey Name	Maxie Tap
Final Rank	14
Fastest Section Time (Section)	0:08.37 (Overall)
Top Speed [km/h] (Section)	65.9 (1200m)
Race State	Finished



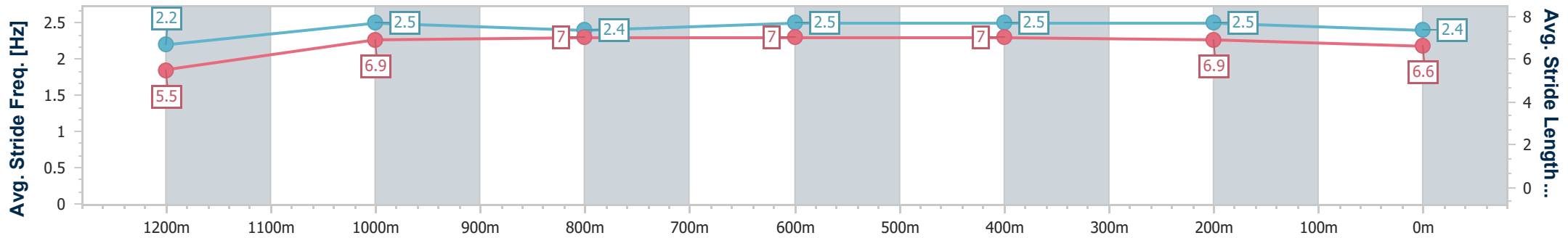
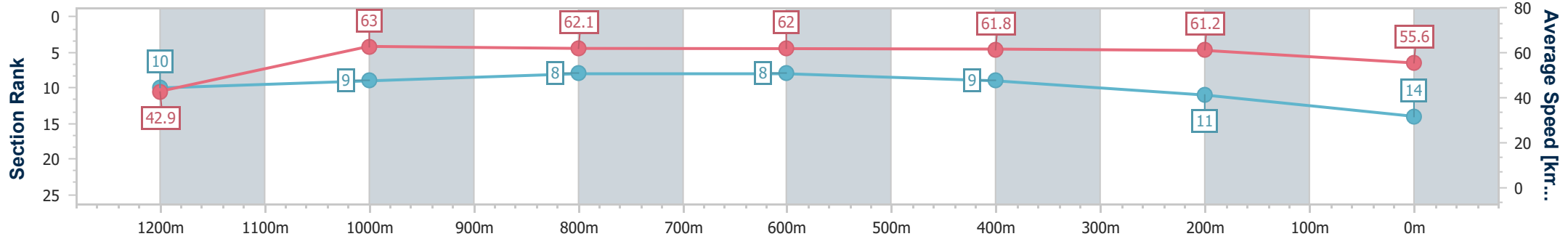
Sunshine Coast QLD Professional
Race 6: PALM LAKE RESORT PELICAN WATERS BENCHMARK
55 Handicap - 1300m



07 November 2023 - 17:00

Track Rating: Soft 7, Weather: Fine, Rail Position: +5m Entire

Section	Overall	1200m	1000m	800m	600m	400m	200m
Section Times	1:20.12 [14] (0:08.37)	1:11.75 [10] (0:11.44)	1:00.31 [9] (0:11.77)	0:48.54 [8] (0:11.89)	0:36.65 [8] (0:11.96)	0:24.69 [9] (0:11.73)	0:12.96 [11] (0:12.96)
Average Speed [km/h]	42.9	63.0	62.1	62.0	61.8	61.2	55.6
Top Speed [km/h]	60.1	65.9	62.8	62.7	62.4	62.1	59.8
Avg. Dist. to Rail [m]	13.2	6.5	4.8	4.6	3.9	7.4	8.9
Avg. Stride Freq. [Hz]	2.2	2.5	2.4	2.5	2.5	2.5	2.4
Avg. Stride Length [m]	5.5	6.9	7.0	7.0	7.0	6.9	6.6



- [] Ranking at each section and finish
- .-.- No data available at this section
- NA No data available



Horse/Jockey Name	Rum Revolution
Final Rank	15
Fastest Section Time (Section)	0:08.29 (Overall)
Top Speed [km/h] (Section)	65.0 (1200m)
Race State	Finished



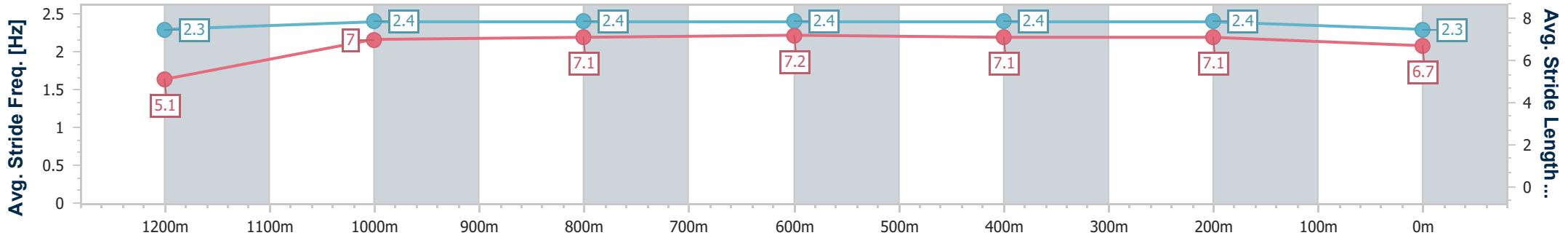
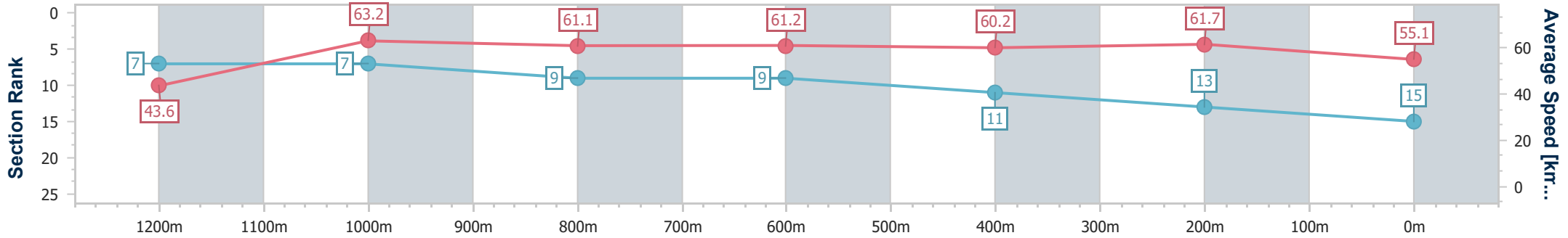
Sunshine Coast QLD Professional
 Race 6: PALM LAKE RESORT PELICAN WATERS BENCHMARK
 55 Handicap - 1300m



07 November 2023 - 17:00

Track Rating: Soft 7, Weather: Fine, Rail Position: +5m Entire

Section	Overall	1200m	1000m	800m	600m	400m	200m
Section Times	1:20.30 [15] (0:08.29)	1:12.01 [7] (0:11.39)	1:00.62 [7] (0:11.90)	0:48.72 [9] (0:11.93)	0:36.79 [9] (0:12.09)	0:24.70 [11] (0:11.66)	0:13.04 [13] (0:13.04)
Average Speed [km/h]	43.6	63.2	61.1	61.2	60.2	61.7	55.1
Top Speed [km/h]	60.6	65.0	63.5	61.7	62.6	62.7	59.7
Avg. Dist. to Rail [m]	4.1	5.0	4.1	2.1	1.8	5.2	5.8
Avg. Stride Freq. [Hz]	2.3	2.4	2.4	2.4	2.4	2.4	2.3
Avg. Stride Length [m]	5.1	7.0	7.1	7.2	7.1	7.1	6.7



- [] Ranking at each section and finish
- .-.- No data available at this section
- NA No data available



Horse/Jockey Name	Birmingham
Final Rank	16
Fastest Section Time (Section)	0:07.97 (Overall)
Top Speed [km/h] (Section)	65.3 (1200m)
Race State	Finished



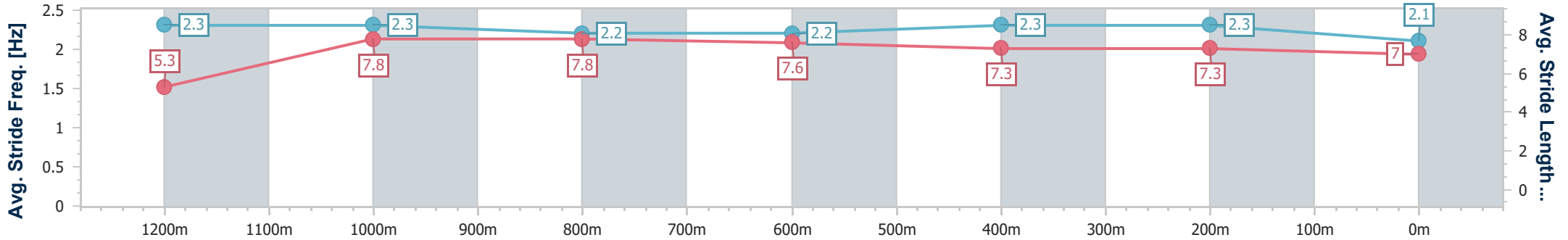
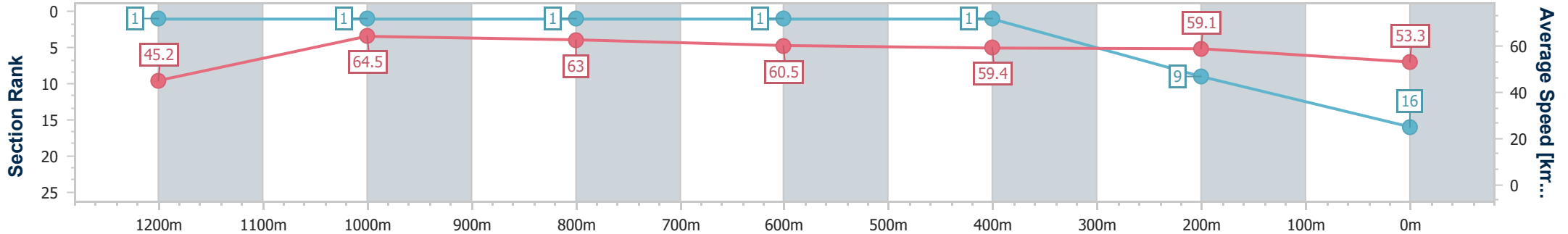
Sunshine Coast QLD Professional
 Race 6: PALM LAKE RESORT PELICAN WATERS BENCHMARK
 55 Handicap - 1300m



07 November 2023 - 17:00

Track Rating: Soft 7, Weather: Fine, Rail Position: +5m Entire

Section	Overall	1200m	1000m	800m	600m	400m	200m
Section Times	1:20.60 [16] (0:07.97)	1:12.63 [1] (0:11.19)	1:01.44 [1] (0:11.51)	0:49.93 [1] (0:12.02)	0:37.91 [1] (0:12.24)	0:25.67 [1] (0:12.17)	0:13.50 [9] (0:13.50)
Average Speed [km/h]	45.2	64.5	63.0	60.5	59.4	59.1	53.3
Top Speed [km/h]	62.2	65.3	64.9	61.6	59.8	59.9	57.3
Avg. Dist. to Rail [m]	9.5	5.8	3.4	1.8	1.3	2.8	2.9
Avg. Stride Freq. [Hz]	2.3	2.3	2.2	2.2	2.3	2.3	2.1
Avg. Stride Length [m]	5.3	7.8	7.8	7.6	7.3	7.3	7.0



- [] Ranking at each section and finish
- .-.- No data available at this section
- NA No data available