



Sunshine Coast QLD Professional

Race 5: FRASER-KIRK PLASTIC SURGERY BENCHMARK 55 Handicap - 1600m

07 November 2023 - 16:20



Track Rating: Soft 7, Weather: Fine, Rail Position: +5m Entire

Section		Overall	1400m	1200m	1000m	800m	600m	400m	Last 600m				
Field Times		1:39.23 (0:13.88)	1:25.35 (0:12.36)	1:12.99 (0:12.45)	1:00.54 (0:12.71)	0:47.83 (0:12.30)	0:35.53 (0:11.81)	0:23.72 (0:11.49)	0:35.53				
Rank	TAB Horse/Jockey	Barrier	Top Speed [km/h]	Fastest Section									Distance Travelled [m]
1	8 HOT BANANAS Josh Adams	7	63.7 400m	0:11.49 400m	1:39.23 [1] (0:14.02)	1:25.21 [3] (0:12.27)	1:12.94 [2] (0:12.40)	1:00.54 [1] (0:12.71)	0:47.83 [1] (0:12.30)	0:35.53 [1] (0:11.81)	0:23.72 [1] (0:11.49)	0:35.53	
2	12 TONI TOO Matthew Powell	13	63.7 400m	0:11.51 400m	1:39.24 [2] (0:14.25)	1:24.99 [6] (0:12.20)	1:12.79 [4] (0:12.50)	1:00.29 [2] (0:12.56)	0:47.73 [2] (0:12.37)	0:35.36 [3] (0:11.81)	0:23.55 [2] (0:11.51)	0:35.36	+4
3	10 COOL MUSIC Luke Tarrant	11	66.1 1400m	0:11.61 400m	1:39.62 [3] (0:13.88)	1:25.74 [1] (0:12.36)	1:13.38 [1] (0:12.79)	1:00.59 [3] (0:12.61)	0:47.98 [4] (0:12.41)	0:35.57 [4] (0:11.80)	0:23.77 [3] (0:11.61)	0:35.57	+0
4	2 LOOSE UNIT Jasper Franklin	5	64.1 400m	0:11.45 400m	1:39.62 [4] (0:14.13)	1:25.49 [4] (0:12.44)	1:13.05 [6] (0:12.74)	1:00.31 [7] (0:12.56)	0:47.75 [6] (0:12.43)	0:35.32 [6] (0:11.74)	0:23.58 [6] (0:11.45)	0:35.32	+4
5	4 GRANNY'S REWARD Sophie Wilcock	4	64.8 400m	0:11.37 400m	1:39.71 [5] (0:14.41)	1:25.30 [8] (0:12.31)	1:12.99 [9] (0:12.94)	1:00.05 [10] (0:12.45)	0:47.60 [9] (0:12.50)	0:35.10 [10] (0:11.74)	0:23.36 [11] (0:11.37)	0:35.10	+1
6	3 BETTER YET Emily Lang	2	63.1 400m	0:11.57 400m	1:39.73 [6] (0:13.95)	1:25.78 [2] (0:12.52)	1:13.26 [5] (0:12.71)	1:00.55 [4] (0:12.62)	0:47.93 [5] (0:12.32)	0:35.61 [5] (0:11.89)	0:23.72 [5] (0:11.57)	0:35.61	+4
7	14 MOTTRAM Trudy Thornton	9	63.5 400m	0:11.48 400m	1:39.75 [7] (0:14.51)	1:25.24 [9] (0:12.18)	1:13.06 [7] (0:12.96)	1:00.10 [9] (0:12.55)	0:47.55 [10] (0:12.45)	0:35.10 [11] (0:11.66)	0:23.44 [10] (0:11.48)	0:35.10	+1
8	6 SET ABLAZE Tiffani Brooker	3	62.6 400m	0:11.67 400m	1:39.78 [8] (0:14.96)	1:24.82 [11] (0:12.16)	1:12.66 [11] (0:12.17)	1:00.49 [6] (0:12.23)	0:48.26 [3] (0:12.35)	0:35.91 [2] (0:12.04)	0:23.87 [4] (0:11.67)	0:35.91	+8
9	7 VICTORY'S GHOST Ryan Wiggins	1	63.8 400m	0:11.45 400m	1:39.81 [9] (0:14.14)	1:25.67 [5] (0:12.25)	1:13.42 [3] (0:12.85)	1:00.57 [5] (0:12.64)	0:47.93 [7] (0:12.47)	0:35.46 [8] (0:11.78)	0:23.68 [7] (0:11.45)	0:35.46	+4
10	11 SAYS WHO Michael Murphy	12	63.8 400m	0:11.48 400m	1:39.90 [10] (0:14.60)	1:25.30 [10] (0:12.31)	1:12.99 [10] (0:12.97)	1:00.02 [11] (0:12.41)	0:47.61 [11] (0:12.30)	0:35.31 [9] (0:11.67)	0:23.64 [9] (0:11.48)	0:35.31	+7

Scratched: Jenni Inda Jungle (#5), Bitter Romance (#9), Lesmurdie (#1)

[] Ranking at each section and finish
 -:-:- No data available at this section
 NA No data available
 SCN Saddle cloth number
 DNF Did not finish
 DNT Did not track



Sunshine Coast QLD Professional
Race 5: FRASER-KIRK PLASTIC SURGERY BENCHMARK 55 Handicap - 1600m
07 November 2023 - 16:20



Track Rating: Soft 7, Weather: Fine, Rail Position: +5m Entire

Section	Overall	1400m	1200m	1000m	800m	600m	400m	Last 600m
Field Times	1:39.23 (0:13.88)	1:25.35 (0:12.36)	1:12.99 (0:12.45)	1:00.54 (0:12.71)	0:47.83 (0:12.30)	0:35.53 (0:11.81)	0:23.72 (0:11.49)	0:35.53

Rank	TAB	Horse/Jockey	Barrier	Top Speed [km/h]	Fastest Section	Overall	1400m	1200m	1000m	800m	600m	400m	Last 600m	Distance Travelled [m]
11	13	MADAM MAGNOLIA	6	63.7	0:11.50	1:40.19 [11]	1:25.81 [7]	1:13.48 [8]	1:00.71 [8]	0:48.20 [8]	0:35.84 [7]	0:24.01 [8]	0:35.84	+8
		Anthony Allen		400m	400m	(0:14.38)	(0:12.33)	(0:12.77)	(0:12.51)	(0:12.36)	(0:11.83)	(0:11.50)		

Scratched: Jenni Inda Jungle (#5), Bitter Romance (#9), Lesmurdie (#1)

[] Ranking at each section and finish
 -:-:- No data available at this section
 NA No data available

SCN Saddle cloth number
 DNF Did not finish
 DNT Did not track



Sunshine Coast QLD Professional

Race 5: FRASER-KIRK PLASTIC SURGERY BENCHMARK 55 Handicap - 1600m

07 November 2023 - 16:20



Track Rating: Soft 7, Weather: Fine, Rail Position: +5m Entire

Section				200m				Last 600m	
Field Times				0:12.23 (0:12.23)				0:35.53	
Rank	TAB	Horse/Jockey	Barrier	Top Speed [km/h]	Fastest Section	Margin			Distance Travelled [m]
1	8	HOT BANANAS Josh Adams	7	63.7 400m	0:11.49 400m	0:12.23 [1] (0:12.23)	1:39.23		0:35.53
2	12	TONI TOO Matthew Powell	13	63.7 400m	0:11.51 400m	0:12.04 [2] (0:12.04)	0.1L		0:35.36 +4
3	10	COOL MUSIC Luke Tarrant	11	66.1 1400m	0:11.61 400m	0:12.16 [3] (0:12.16)	2.1L		0:35.57 +0
4	2	LOOSE UNIT Jasper Franklin	5	64.1 400m	0:11.45 400m	0:12.13 [4] (0:12.13)	2.2L		0:35.32 +4
5	4	GRANNY'S REWARD Sophie Wilcock	4	64.8 400m	0:11.37 400m	0:11.99 [9] (0:11.99)	2.6L		0:35.10 +1
6	3	BETTER YET Emily Lang	2	63.1 400m	0:11.57 400m	0:12.15 [7] (0:12.15)	2.7L		0:35.61 +4
7	14	MOTTRAM Trudy Thornton	9	63.5 400m	0:11.48 400m	0:11.96 [11] (0:11.96)	2.8L		0:35.10 +1
8	6	SET ABLAZE Tiffani Brooker	3	62.6 400m	0:11.67 400m	0:12.20 [5] (0:12.20)	3L		0:35.91 +8
9	7	VICTORY'S GHOST Ryan Wiggins	1	63.8 400m	0:11.45 400m	0:12.23 [6] (0:12.23)	3.1L		0:35.46 +4
10	11	SAYS WHO Michael Murphy	12	63.8 400m	0:11.48 400m	0:12.16 [10] (0:12.16)	3.5L		0:35.31 +7

Scratched: Jenni Inda Jungle (#5), Bitter Romance (#9), Lesmurdie (#1)

Report Created: Tue 7 November 2023 16:45 GMT (Note: Timing is based on position data)

Page 3/15

[] Ranking at each section and finish
 -:-:- No data available at this section
 NA No data available

SCN Saddle cloth number
 DNF Did not finish
 DNT Did not track

data processed by TRIPLESDATA



Sunshine Coast QLD Professional
Race 5: FRASER-KIRK PLASTIC SURGERY BENCHMARK 55 Handicap - 1600m
 07 November 2023 - 16:20



Track Rating: Soft 7, Weather: Fine, Rail Position: +5m Entire

Section				200m				Last 600m		
Field Times				0:12.23 (0:12.23)				0:35.53		
Rank	TAB	Horse/Jockey	Barrier	Top Speed [km/h]	Fastest Section	Margin			Distance Travelled [m]	
11	13	MADAM MAGNOLIA	6	63.7	0:11.50	0:12.51 [8]	5L		0:35.84	+8
		Anthony Allen		400m	400m	(0:12.51)				

Scratched: Jenni Inda Jungle (#5), Bitter Romance (#9), Lesmurdie (#1)

[] Ranking at each section and finish
 -:-:- No data available at this section
 NA No data available

SCN Saddle cloth number
 DNF Did not finish
 DNT Did not track



Horse/Jockey Name	Hot Bananas
Final Rank	1
Fastest Section Time (Section)	0:11.49 (400m)
Top Speed [km/h] (Section)	63.7 (400m)
Race State	Finished



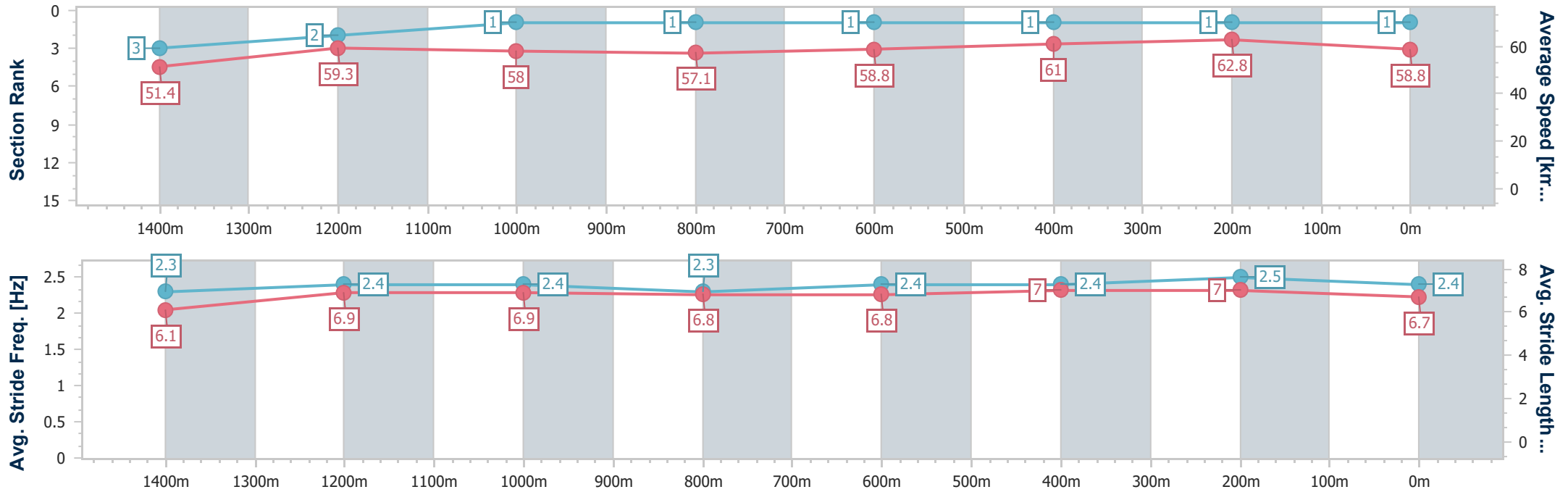
Sunshine Coast QLD Professional
 Race 5: FRASER-KIRK PLASTIC SURGERY BENCHMARK 55
 Handicap - 1600m



07 November 2023 - 16:20

Track Rating: Soft 7, Weather: Fine, Rail Position: +5m Entire

Section	Overall	1400m	1200m	1000m	800m	600m	400m	200m
Section Times	1:39.23 [1] (0:14.02)	1:25.21 [3] (0:12.27)	1:12.94 [2] (0:12.40)	1:00.54 [1] (0:12.71)	0:47.83 [1] (0:12.30)	0:35.53 [1] (0:11.81)	0:23.72 [1] (0:11.49)	0:12.23 [1] (0:12.23)
Average Speed [km/h]	51.4	59.3	58.0	57.1	58.8	61.0	62.8	58.8
Top Speed [km/h]	62.7	62.6	60.3	59.0	60.0	62.1	63.7	61.8
Avg. Dist. to Rail [m]	7.4	3.9	3.3	2.1	0.9	0.4	0.9	2.7
Avg. Stride Freq. [Hz]	2.3	2.4	2.4	2.3	2.4	2.4	2.5	2.4
Avg. Stride Length [m]	6.1	6.9	6.9	6.8	6.8	7.0	7.0	6.7



- [] Ranking at each section and finish
- .-.- No data available at this section
- NA No data available



Horse/Jockey Name	Toni Too
Final Rank	2
Fastest Section Time (Section)	0:11.51 (400m)
Top Speed [km/h] (Section)	63.7 (400m)
Race State	Finished



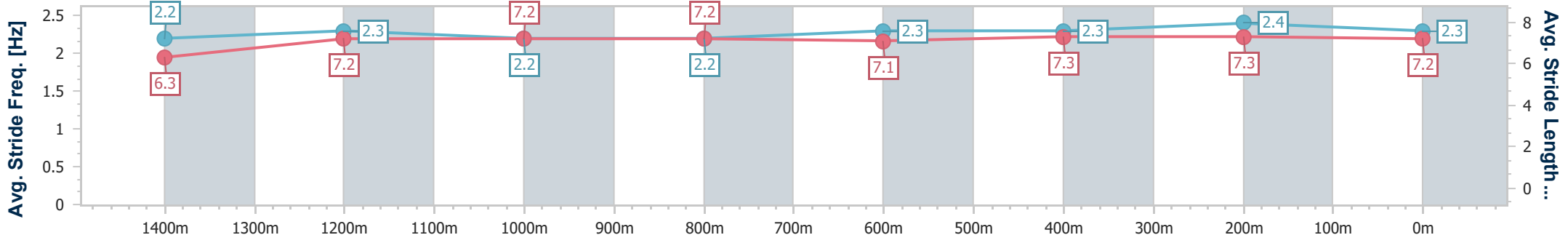
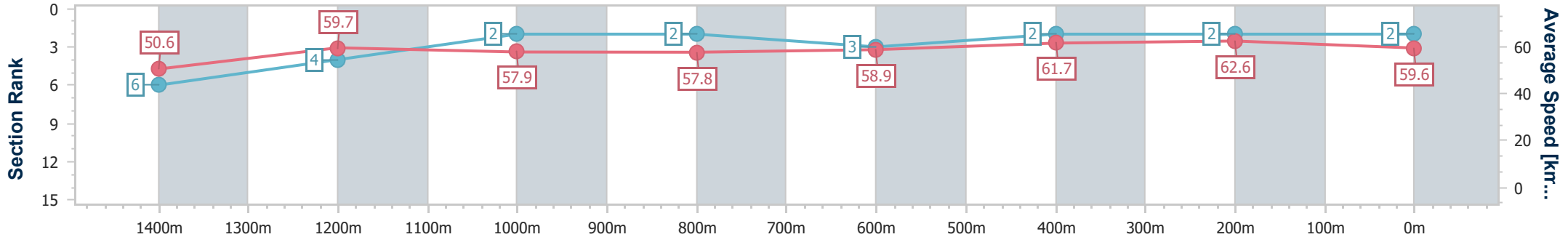
Sunshine Coast QLD Professional
Race 5: FRASER-KIRK PLASTIC SURGERY BENCHMARK 55
Handicap - 1600m



07 November 2023 - 16:20

Track Rating: Soft 7, Weather: Fine, Rail Position: +5m Entire

Section	Overall	1400m	1200m	1000m	800m	600m	400m	200m
Section Times	1:39.24 [2] (0:14.25)	1:24.99 [6] (0:12.20)	1:12.79 [4] (0:12.50)	1:00.29 [2] (0:12.56)	0:47.73 [2] (0:12.37)	0:35.36 [3] (0:11.81)	0:23.55 [2] (0:11.51)	0:12.04 [2] (0:12.04)
Average Speed [km/h]	50.6	59.7	57.9	57.8	58.9	61.7	62.6	59.6
Top Speed [km/h]	61.4	61.6	59.2	59.3	60.4	63.3	63.7	62.4
Avg. Dist. to Rail [m]	9.6	4.6	4.9	3.4	2.4	1.4	3.4	4.4
Avg. Stride Freq. [Hz]	2.2	2.3	2.2	2.2	2.3	2.3	2.4	2.3
Avg. Stride Length [m]	6.3	7.2	7.2	7.2	7.1	7.3	7.3	7.2



- [] Ranking at each section and finish
- .-.- No data available at this section
- NA No data available



Horse/Jockey Name	Cool Music
Final Rank	3
Fastest Section Time (Section)	0:11.61 (400m)
Top Speed [km/h] (Section)	66.1 (1400m)
Race State	Finished



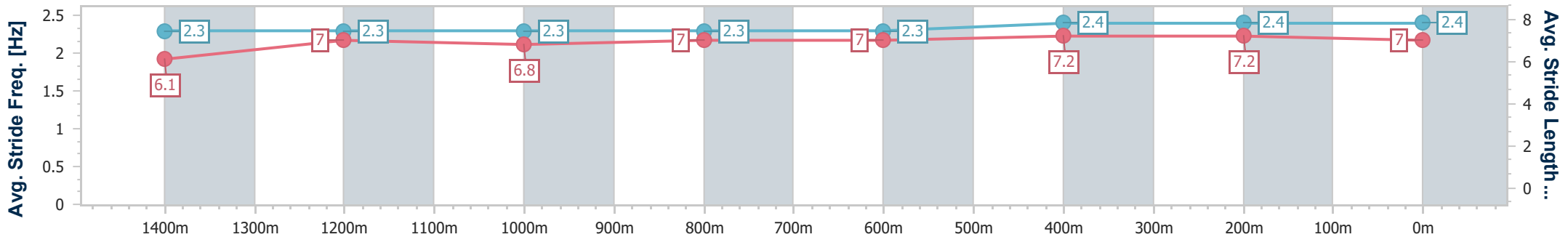
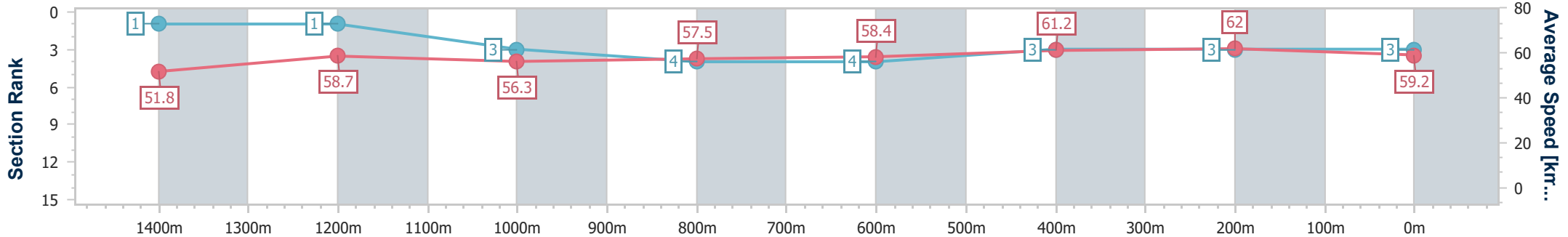
Sunshine Coast QLD Professional
 Race 5: FRASER-KIRK PLASTIC SURGERY BENCHMARK 55
 Handicap - 1600m



07 November 2023 - 16:20

Track Rating: Soft 7, Weather: Fine, Rail Position: +5m Entire

Section	Overall	1400m	1200m	1000m	800m	600m	400m	200m
Section Times	1:39.62 [3] (0:13.88)	1:25.74 [1] (0:12.36)	1:13.38 [1] (0:12.79)	1:00.59 [3] (0:12.61)	0:47.98 [4] (0:12.41)	0:35.57 [4] (0:11.80)	0:23.77 [3] (0:11.61)	0:12.16 [3] (0:12.16)
Average Speed [km/h]	51.8	58.7	56.3	57.5	58.4	61.2	62.0	59.2
Top Speed [km/h]	66.1	66.1	58.9	59.2	60.2	62.4	63.3	61.5
Avg. Dist. to Rail [m]	8.3	3.0	2.3	2.2	1.4	0.5	3.2	4.2
Avg. Stride Freq. [Hz]	2.3	2.3	2.3	2.3	2.3	2.4	2.4	2.4
Avg. Stride Length [m]	6.1	7.0	6.8	7.0	7.0	7.2	7.2	7.0



- [] Ranking at each section and finish
- .-.- No data available at this section
- NA No data available



Horse/Jockey Name	Loose Unit
Final Rank	4
Fastest Section Time (Section)	0:11.45 (400m)
Top Speed [km/h] (Section)	64.1 (400m)
Race State	Finished



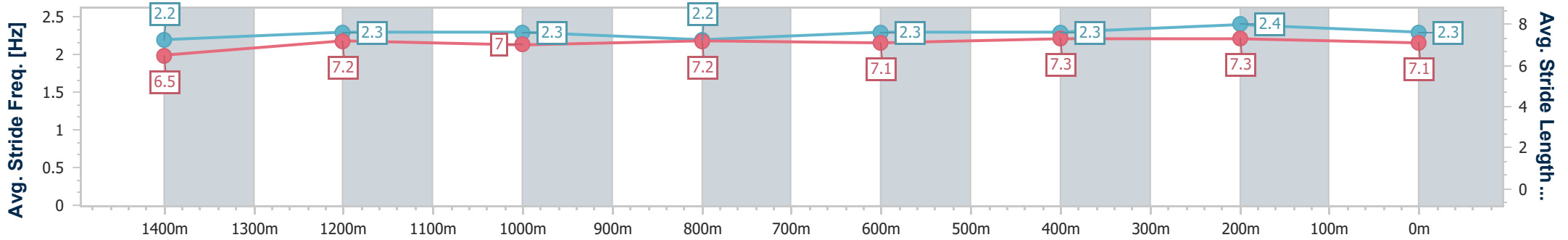
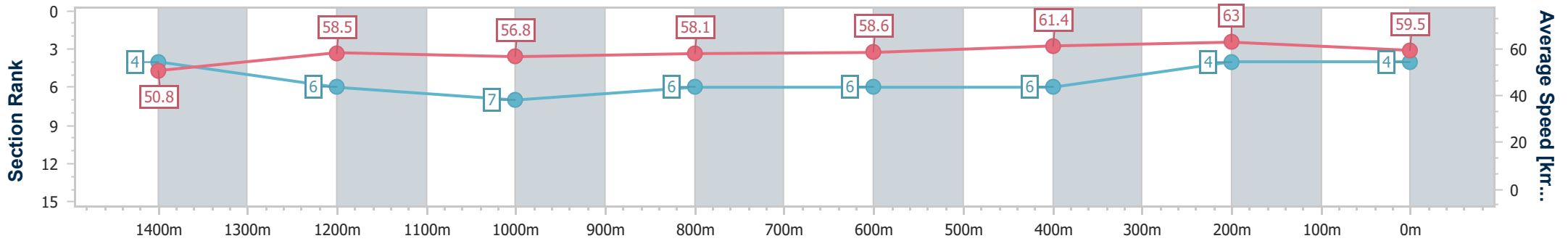
Sunshine Coast QLD Professional
Race 5: FRASER-KIRK PLASTIC SURGERY BENCHMARK 55
Handicap - 1600m



07 November 2023 - 16:20

Track Rating: Soft 7, Weather: Fine, Rail Position: +5m Entire

Section	Overall	1400m	1200m	1000m	800m	600m	400m	200m
Section Times	1:39.62 [4] (0:14.13)	1:25.49 [4] (0:12.44)	1:13.05 [6] (0:12.74)	1:00.31 [7] (0:12.56)	0:47.75 [6] (0:12.43)	0:35.32 [6] (0:11.74)	0:23.58 [6] (0:11.45)	0:12.13 [4] (0:12.13)
Average Speed [km/h]	50.8	58.5	56.8	58.1	58.6	61.4	63.0	59.5
Top Speed [km/h]	61.5	61.4	58.0	59.2	60.5	62.8	64.1	62.3
Avg. Dist. to Rail [m]	5.7	4.0	4.7	4.5	2.4	0.6	4.5	7.1
Avg. Stride Freq. [Hz]	2.2	2.3	2.3	2.2	2.3	2.3	2.4	2.3
Avg. Stride Length [m]	6.5	7.2	7.0	7.2	7.1	7.3	7.3	7.1



- [] Ranking at each section and finish
- .-.- No data available at this section
- NA No data available



Horse/Jockey Name	Granny's Reward
Final Rank	5
Fastest Section Time (Section)	0:11.37 (400m)
Top Speed [km/h] (Section)	64.8 (400m)
Race State	Finished



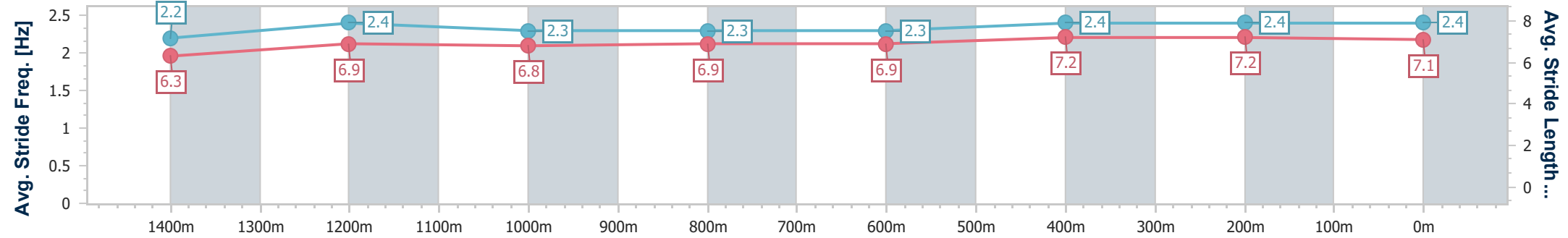
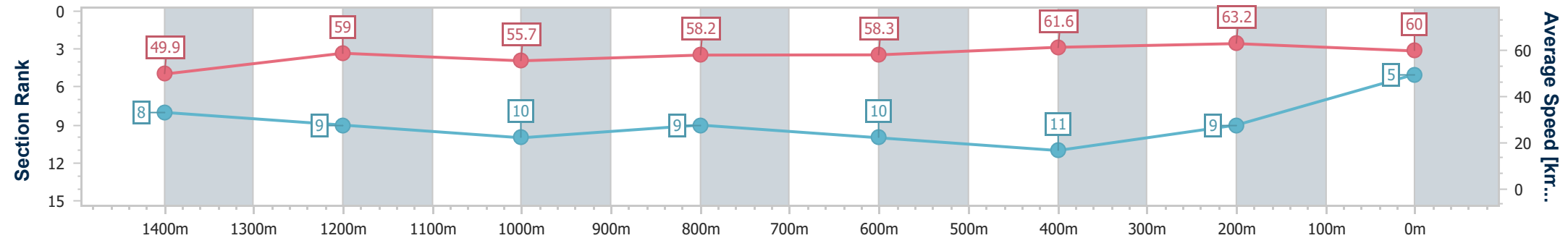
Sunshine Coast QLD Professional
Race 5: FRASER-KIRK PLASTIC SURGERY BENCHMARK 55
Handicap - 1600m



07 November 2023 - 16:20

Track Rating: Soft 7, Weather: Fine, Rail Position: +5m Entire

Section	Overall	1400m	1200m	1000m	800m	600m	400m	200m						
Section Times	1:39.71 [5] (0:14.41)	1:25.30 [8] (0:12.31)	1:12.99 [9] (0:12.94)	1:00.05 [10] (0:12.45)	0:47.60 [9] (0:12.50)	0:35.10 [10] (0:11.74)	0:23.36 [11] (0:11.37)	0:11.99 [9] (0:11.99)						
Average Speed [km/h]	49.9	59.0	55.7	58.2	58.3	61.6	63.2	60.0						
Top Speed [km/h]	61.1	60.5	57.8	59.3	60.3	62.9	64.8	62.4						
Avg. Dist. to Rail [m]	3.6	2.3	2.5	2.3	2.3	0.3	3.8	5.3						
Avg. Stride Freq. [Hz]	2.2	2.4	2.3	2.3	2.3	2.4	2.4	2.4						
Avg. Stride Length [m]	6.3	6.9	6.8	6.9	6.9	7.2	7.2	7.1						



- [] Ranking at each section and finish
- .-.- No data available at this section
- NA No data available



Horse/Jockey Name	Better Yet
Final Rank	6
Fastest Section Time (Section)	0:11.57 (400m)
Top Speed [km/h] (Section)	63.1 (400m)
Race State	Finished



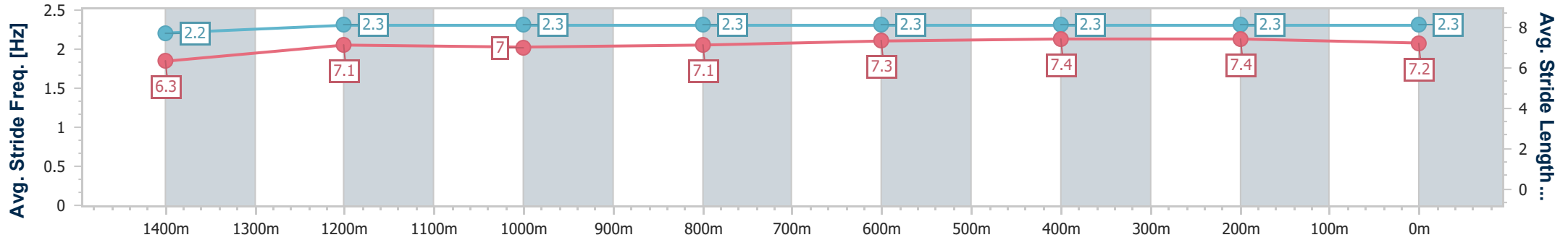
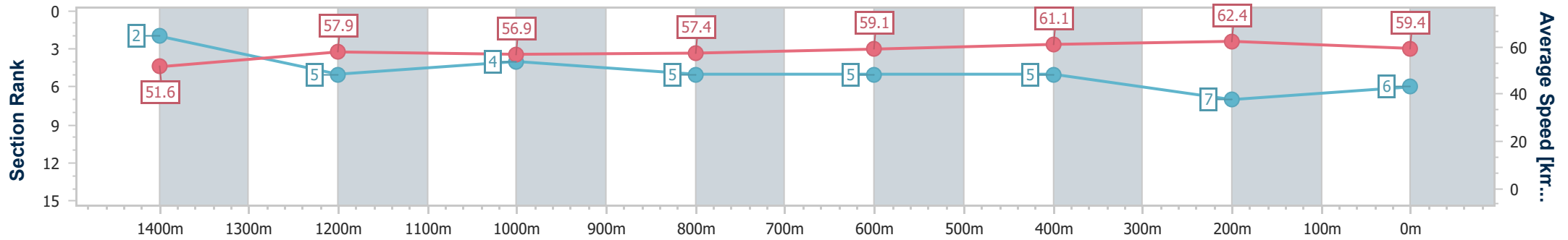
Sunshine Coast QLD Professional
Race 5: FRASER-KIRK PLASTIC SURGERY BENCHMARK 55
Handicap - 1600m



07 November 2023 - 16:20

Track Rating: Soft 7, Weather: Fine, Rail Position: +5m Entire

Section	Overall	1400m	1200m	1000m	800m	600m	400m	200m						
Section Times	1:39.73 [6] (0:13.95)	1:25.78 [2] (0:12.52)	1:13.26 [5] (0:12.71)	1:00.55 [4] (0:12.62)	0:47.93 [5] (0:12.32)	0:35.61 [5] (0:11.89)	0:23.72 [5] (0:11.57)	0:12.15 [7] (0:12.15)						
Average Speed [km/h]	51.6	57.9	56.9	57.4	59.1	61.1	62.4	59.4						
Top Speed [km/h]	61.6	61.2	58.6	58.3	60.9	61.5	63.1	61.3						
Avg. Dist. to Rail [m]	4.0	3.3	3.4	3.1	2.4	1.5	2.6	2.6						
Avg. Stride Freq. [Hz]	2.2	2.3	2.3	2.3	2.3	2.3	2.3	2.3						
Avg. Stride Length [m]	6.3	7.1	7.0	7.1	7.3	7.4	7.4	7.2						



- [] Ranking at each section and finish
- .-.- No data available at this section
- NA No data available



Horse/Jockey Name	Mottram
Final Rank	7
Fastest Section Time (Section)	0:11.48 (400m)
Top Speed [km/h] (Section)	63.5 (400m)
Race State	Finished



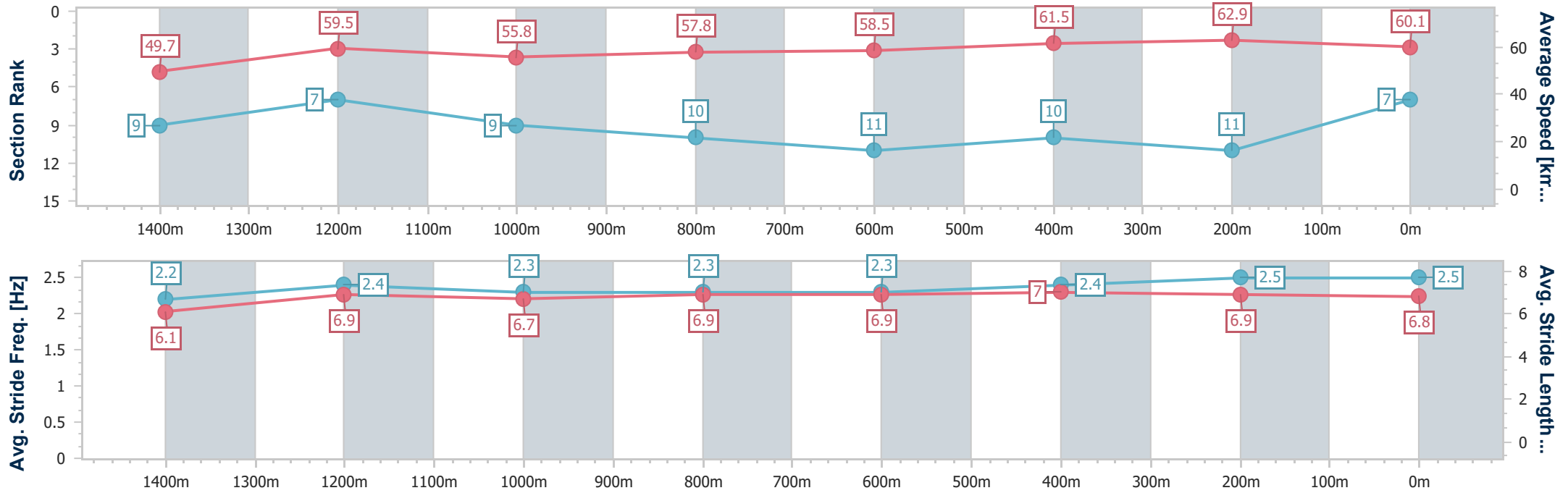
Sunshine Coast QLD Professional
Race 5: FRASER-KIRK PLASTIC SURGERY BENCHMARK 55
Handicap - 1600m



07 November 2023 - 16:20

Track Rating: Soft 7, Weather: Fine, Rail Position: +5m Entire

Section	Overall	1400m	1200m	1000m	800m	600m	400m	200m
Section Times	1:39.75 [7] (0:14.51)	1:25.24 [9] (0:12.18)	1:13.06 [7] (0:12.96)	1:00.10 [9] (0:12.55)	0:47.55 [10] (0:12.45)	0:35.10 [11] (0:11.66)	0:23.44 [10] (0:11.48)	0:11.96 [11] (0:11.96)
Average Speed [km/h]	49.7	59.5	55.8	57.8	58.5	61.5	62.9	60.1
Top Speed [km/h]	61.3	62.9	58.2	59.6	61.0	63.2	63.5	62.7
Avg. Dist. to Rail [m]	5.4	2.8	3.1	2.9	1.6	0.4	1.2	0.3
Avg. Stride Freq. [Hz]	2.2	2.4	2.3	2.3	2.3	2.4	2.5	2.5
Avg. Stride Length [m]	6.1	6.9	6.7	6.9	6.9	7.0	6.9	6.8



- [] Ranking at each section and finish
- .-.- No data available at this section
- NA No data available



Horse/Jockey Name	Set Ablaze
Final Rank	8
Fastest Section Time (Section)	0:11.67 (400m)
Top Speed [km/h] (Section)	62.6 (400m)
Race State	Finished



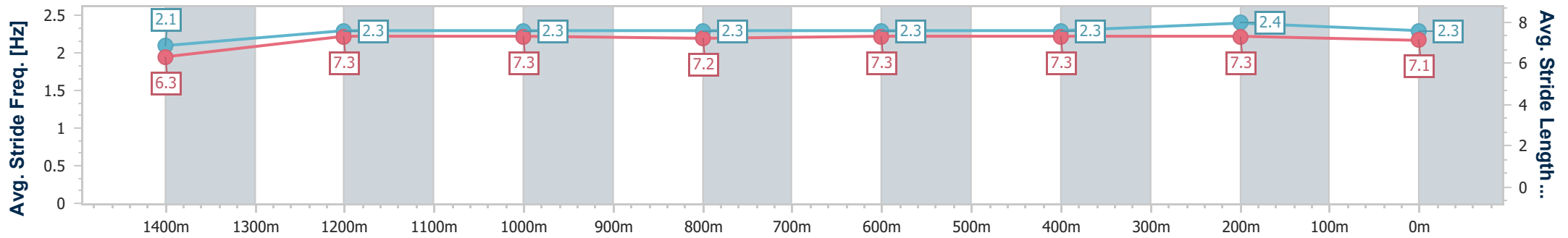
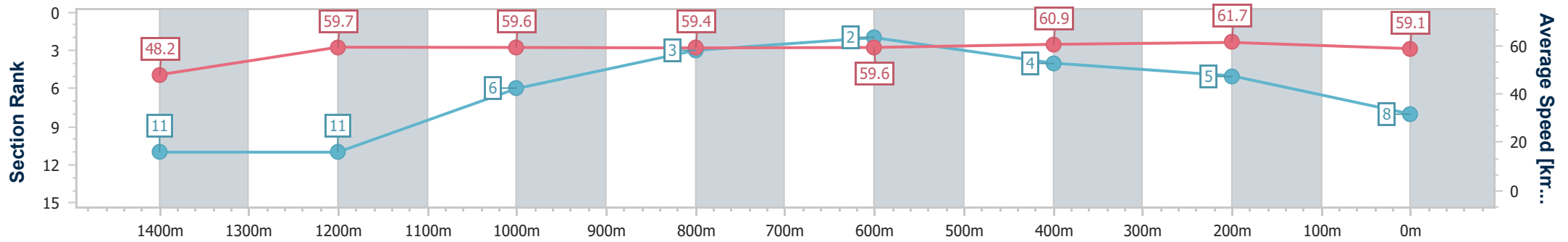
Sunshine Coast QLD Professional
Race 5: FRASER-KIRK PLASTIC SURGERY BENCHMARK 55
Handicap - 1600m



07 November 2023 - 16:20

Track Rating: Soft 7, Weather: Fine, Rail Position: +5m Entire

Section	Overall	1400m	1200m	1000m	800m	600m	400m	200m
Section Times	1:39.78 [8] (0:14.96)	1:24.82 [11] (0:12.16)	1:12.66 [11] (0:12.17)	1:00.49 [6] (0:12.23)	0:48.26 [3] (0:12.35)	0:35.91 [2] (0:12.04)	0:23.87 [4] (0:11.67)	0:12.20 [5] (0:12.20)
Average Speed [km/h]	48.2	59.7	59.6	59.4	59.6	60.9	61.7	59.1
Top Speed [km/h]	60.9	60.8	60.4	60.3	60.5	62.1	62.6	60.6
Avg. Dist. to Rail [m]	4.0	3.1	5.8	4.7	3.1	3.3	5.7	6.2
Avg. Stride Freq. [Hz]	2.1	2.3	2.3	2.3	2.3	2.3	2.4	2.3
Avg. Stride Length [m]	6.3	7.3	7.3	7.2	7.3	7.3	7.3	7.1



- [] Ranking at each section and finish
- .-.- No data available at this section
- NA No data available



Horse/Jockey Name	Victory's Ghost
Final Rank	9
Fastest Section Time (Section)	0:11.45 (400m)
Top Speed [km/h] (Section)	63.8 (400m)
Race State	Finished



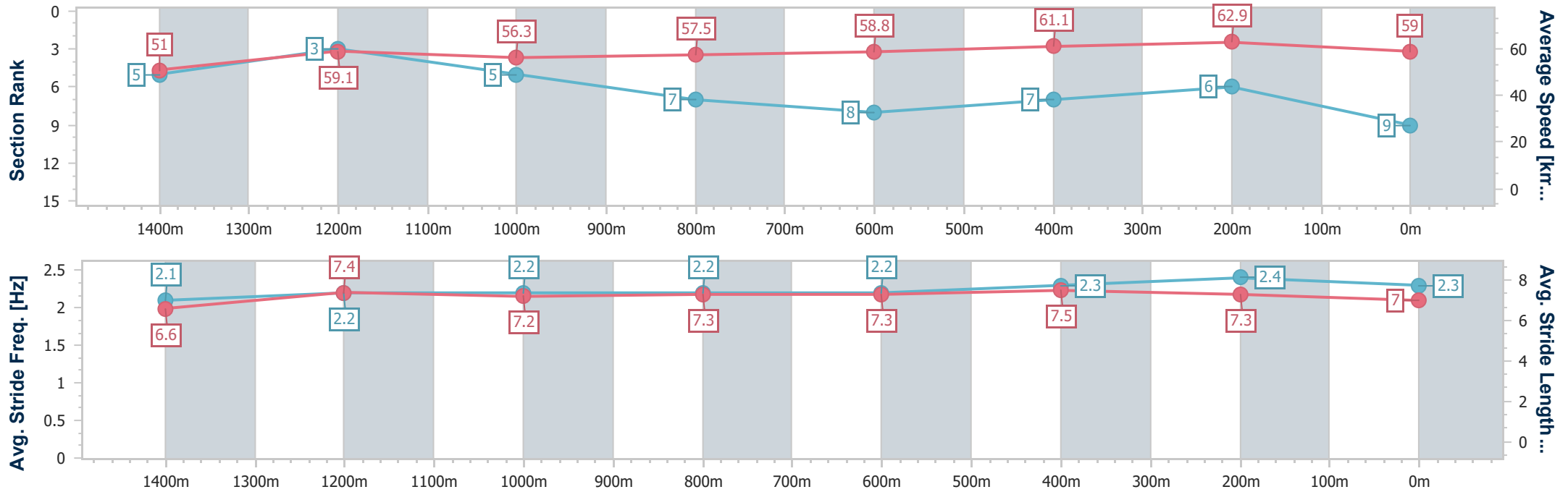
Sunshine Coast QLD Professional
 Race 5: FRASER-KIRK PLASTIC SURGERY BENCHMARK 55
 Handicap - 1600m



07 November 2023 - 16:20

Track Rating: Soft 7, Weather: Fine, Rail Position: +5m Entire

Section	Overall	1400m	1200m	1000m	800m	600m	400m	200m
Section Times	1:39.81 [9] (0:14.14)	1:25.67 [5] (0:12.25)	1:13.42 [3] (0:12.85)	1:00.57 [5] (0:12.64)	0:47.93 [7] (0:12.47)	0:35.46 [8] (0:11.78)	0:23.68 [7] (0:11.45)	0:12.23 [6] (0:12.23)
Average Speed [km/h]	51.0	59.1	56.3	57.5	58.8	61.1	62.9	59.0
Top Speed [km/h]	61.2	61.5	58.3	59.6	60.8	62.2	63.8	62.2
Avg. Dist. to Rail [m]	2.4	2.7	3.6	3.5	2.8	0.8	3.1	2.2
Avg. Stride Freq. [Hz]	2.1	2.2	2.2	2.2	2.2	2.3	2.4	2.3
Avg. Stride Length [m]	6.6	7.4	7.2	7.3	7.3	7.5	7.3	7.0



- [] Ranking at each section and finish
- .-.- No data available at this section
- NA No data available



Horse/Jockey Name	Says Who
Final Rank	10
Fastest Section Time (Section)	0:11.48 (400m)
Top Speed [km/h] (Section)	63.8 (400m)
Race State	Finished



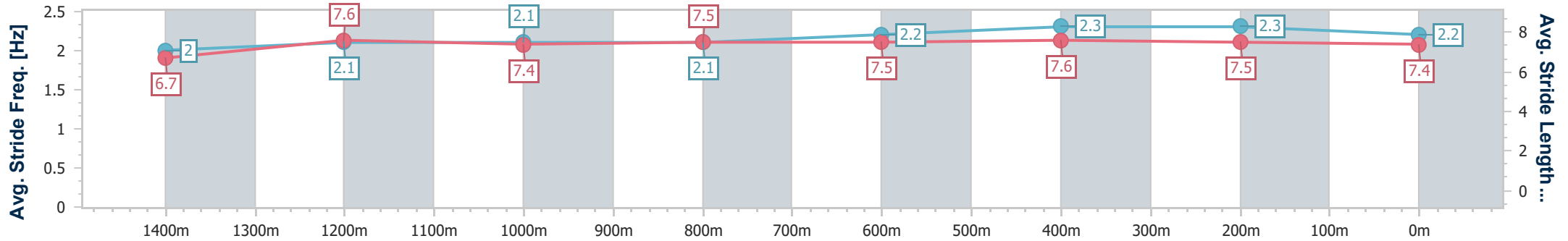
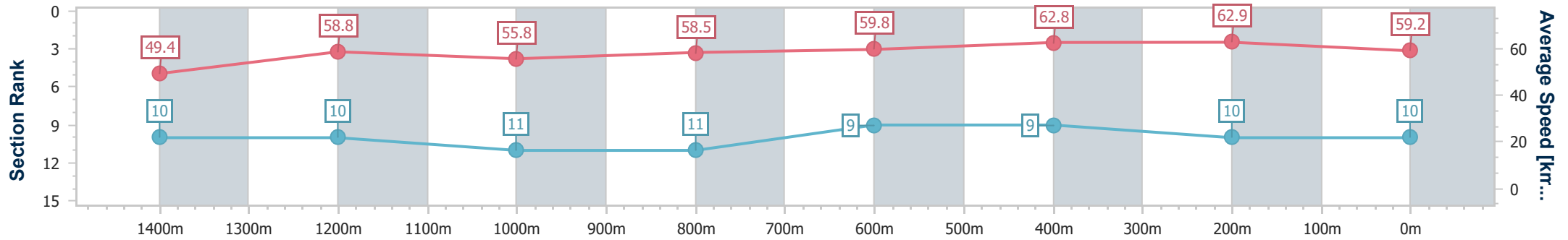
Sunshine Coast QLD Professional
Race 5: FRASER-KIRK PLASTIC SURGERY BENCHMARK 55
Handicap - 1600m



07 November 2023 - 16:20

Track Rating: Soft 7, Weather: Fine, Rail Position: +5m Entire

Section	Overall	1400m	1200m	1000m	800m	600m	400m	200m					
Section Times	1:39.90 [10] (0:14.60)	1:25.30 [10] (0:12.31)	1:12.99 [10] (0:12.97)	1:00.02 [11] (0:12.41)	0:47.61 [11] (0:12.30)	0:35.31 [9] (0:11.67)	0:23.64 [9] (0:11.48)	0:12.16 [10] (0:12.16)					
Average Speed [km/h]	49.4	58.8	55.8	58.5	59.8	62.8	62.9	59.2					
Top Speed [km/h]	60.5	60.5	58.3	59.9	62.4	63.6	63.8	61.9					
Avg. Dist. to Rail [m]	7.7	3.3	4.1	3.6	3.1	3.6	8.5	9.4					
Avg. Stride Freq. [Hz]	2.0	2.1	2.1	2.1	2.2	2.3	2.3	2.2					
Avg. Stride Length [m]	6.7	7.6	7.4	7.5	7.5	7.6	7.5	7.4					



- [] Ranking at each section and finish
- .-.- No data available at this section
- NA No data available



Horse/Jockey Name	Madam Magnolia
Final Rank	11
Fastest Section Time (Section)	0:11.50 (400m)
Top Speed [km/h] (Section)	63.7 (400m)
Race State	Finished



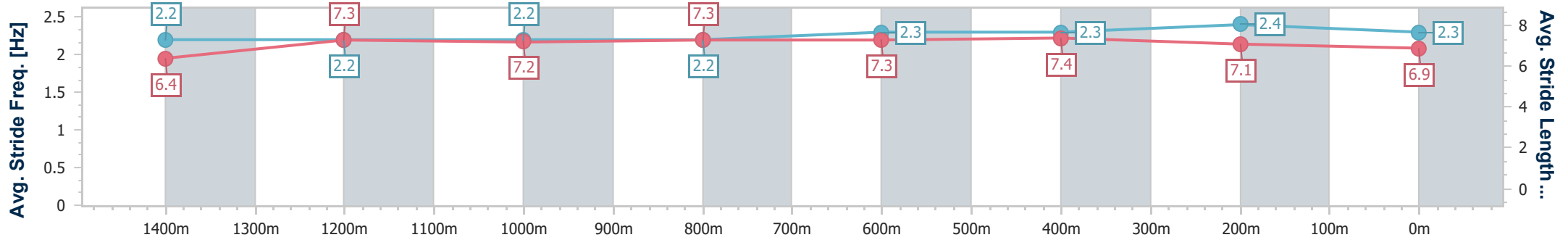
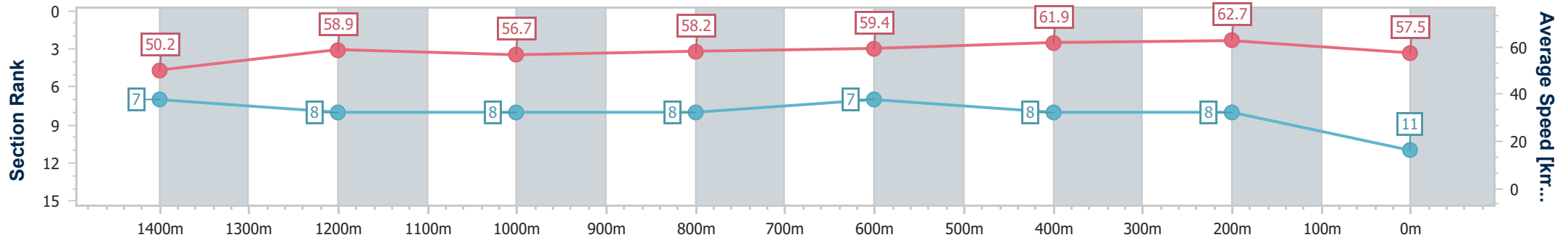
Sunshine Coast QLD Professional
Race 5: FRASER-KIRK PLASTIC SURGERY BENCHMARK 55
Handicap - 1600m



07 November 2023 - 16:20

Track Rating: Soft 7, Weather: Fine, Rail Position: +5m Entire

Section	Overall	1400m	1200m	1000m	800m	600m	400m	200m
Section Times	1:40.19 [11] (0:14.38)	1:25.81 [7] (0:12.33)	1:13.48 [8] (0:12.77)	1:00.71 [8] (0:12.51)	0:48.20 [8] (0:12.36)	0:35.84 [7] (0:11.83)	0:24.01 [8] (0:11.50)	0:12.51 [8] (0:12.51)
Average Speed [km/h]	50.2	58.9	56.7	58.2	59.4	61.9	62.7	57.5
Top Speed [km/h]	59.7	60.5	57.6	58.8	61.3	63.3	63.7	62.2
Avg. Dist. to Rail [m]	6.4	4.3	4.7	3.9	3.1	3.2	7.1	8.8
Avg. Stride Freq. [Hz]	2.2	2.2	2.2	2.2	2.3	2.3	2.4	2.3
Avg. Stride Length [m]	6.4	7.3	7.2	7.3	7.3	7.4	7.1	6.9



- [] Ranking at each section and finish
- .-.- No data available at this section
- NA No data available