



Sunshine Coast QLD Professional

Race 4: KABOOM CONCRETE PUMPING BENCHMARK 55 Handicap - 2200m

07 November 2023 - 15:40



Track Rating: Soft 7, Weather: Fine, Rail Position: +5m Entire

Section		Overall	2000m	1800m	1600m	1400m	1200m	1000m	Last 600m				
Field Times		2:21.72 (0:15.32)	2:06.40 (0:11.88)	1:54.52 (0:12.62)	1:41.90 (0:13.10)	1:28.80 (0:13.27)	1:15.53 (0:12.16)	1:03.37 (0:12.59)	0:38.11				
Rank	TAB Horse/Jockey	Barrier	Top Speed [km/h]	Fastest Section									Distance Travelled [m]
1	8 TORQUE LEICA STAR Ryan Wiggins	1	60.0	0:12.09	2:21.72 [1] (0:15.83)	2:05.89 [6] (0:12.09)	1:53.80 [6] (0:12.71)	1:41.09 [5] (0:13.05)	1:28.04 [6] (0:13.23)	1:14.81 [7] (0:12.44)	1:02.37 [7] (0:12.22)	0:37.63	
2	14 LA VITTORIA Tahlia Fenlon	11	60.6	0:12.24	2:21.74 [2] (0:15.96)	2:05.78 [7] (0:12.24)	1:53.54 [7] (0:12.91)	1:40.63 [8] (0:13.00)	1:27.63 [9] (0:12.91)	1:14.72 [8] (0:12.34)	1:02.38 [8] (0:12.28)	0:37.52	+4
3	2 SOOBPURB DANCER Emily Lang	9	60.8	0:12.12	2:21.81 [3] (0:16.42)	2:05.39 [12] (0:12.84)	1:52.55 [12] (0:12.65)	1:39.90 [12] (0:12.77)	1:27.13 [12] (0:12.93)	1:14.20 [11] (0:12.75)	1:01.45 [11] (0:12.15)	0:37.18	+12
4	6 BEFOREHAND Justin Huxtable	4	62.2	0:12.00	2:21.87 [4] (0:15.46)	2:06.41 [2] (0:12.00)	1:54.41 [2] (0:12.66)	1:41.75 [2] (0:12.97)	1:28.78 [2] (0:13.33)	1:15.45 [3] (0:12.41)	1:03.04 [3] (0:12.51)	0:37.94	+9
5	12 CASSOWARY Luke Tarrant	2	61.0	0:12.02	2:21.88 [5] (0:15.52)	2:06.36 [4] (0:12.02)	1:54.34 [3] (0:12.66)	1:41.68 [3] (0:12.98)	1:28.70 [3] (0:13.41)	1:15.29 [5] (0:12.33)	1:02.96 [4] (0:12.36)	0:37.96	-3
6	3 SECRET RED Matthew Powell	10	61.1	0:12.04	2:21.93 [6] (0:16.21)	2:05.72 [11] (0:12.33)	1:53.39 [10] (0:12.92)	1:40.47 [10] (0:12.90)	1:27.57 [10] (0:13.05)	1:14.52 [10] (0:12.67)	1:01.85 [10] (0:12.04)	0:37.61	+6
7	1 PRESSFAL Craig Robertson	6	60.4	0:12.20	2:22.17 [7] (0:16.07)	2:06.10 [8] (0:12.30)	1:53.80 [9] (0:12.71)	1:41.09 [7] (0:12.91)	1:28.18 [8] (0:13.17)	1:15.01 [9] (0:12.57)	1:02.44 [9] (0:12.20)	0:37.80	+8
8	5 ANOTHER DAZZLER Karl Zechner	5	62.1	0:11.88	2:22.40 [8] (0:15.32)	2:07.08 [1] (0:11.88)	1:55.20 [1] (0:12.62)	1:42.58 [1] (0:13.10)	1:29.48 [1] (0:13.27)	1:16.21 [1] (0:12.16)	1:04.05 [1] (0:12.59)	0:38.79	+4
9	4 ZELSON Corey Bayliss	8	61.2	0:12.14	2:23.00 [9] (0:15.70)	2:07.30 [5] (0:12.14)	1:55.16 [5] (0:12.86)	1:42.30 [6] (0:12.93)	1:29.37 [5] (0:13.27)	1:16.10 [6] (0:12.40)	1:03.70 [6] (0:12.30)	0:38.75	+7
10	10 IRIDESSA Todd Banks	7	60.1	0:12.15	2:23.21 [10] (0:16.16)	2:07.05 [10] (0:12.62)	1:54.43 [11] (0:12.93)	1:41.50 [11] (0:12.90)	1:28.60 [11] (0:13.05)	1:15.55 [12] (0:12.91)	1:02.64 [12] (0:12.20)	0:38.29	+4

Scratched: Chassagne (#11), Fast Lady (#7)

[] Ranking at each section and finish
 -:-:- No data available at this section
 NA No data available

SCN Saddle cloth number
 DNF Did not finish
 DNT Did not track



Sunshine Coast QLD Professional
Race 4: KABOOM CONCRETE PUMPING BENCHMARK 55 Handicap - 2200m
07 November 2023 - 15:40



Track Rating: Soft 7, Weather: Fine, Rail Position: +5m Entire

Section	Overall	2000m	1800m	1600m	1400m	1200m	1000m	Last 600m						
Field Times	2:21.72 (0:15.32)	2:06.40 (0:11.88)	1:54.52 (0:12.62)	1:41.90 (0:13.10)	1:28.80 (0:13.27)	1:15.53 (0:12.16)	1:03.37 (0:12.59)	0:38.11						
Rank	TAB	Horse/Jockey	Barrier	Top Speed [km/h]	Fastest Section	Overall	2000m	1800m	1600m	1400m	1200m	1000m	Last 600m	Distance Travelled [m]
11	9	SCILAGO Michael Murphy	3	61.4	0:12.05	2:23.36 [11] (0:15.51)	2:07.85 [3] (0:12.05)	1:55.80 [4] (0:12.79)	1:43.01 [4] (0:12.92)	1:30.09 [4] (0:13.31)	1:16.78 [4] (0:12.41)	1:04.37 [5] (0:12.34)	0:39.49	+11
12	13	EARN OUT Tiffani Brooker	14	61.4	0:12.12	2:23.79 [12] (0:16.14)	2:07.65 [9] (0:12.17)	1:55.48 [8] (0:12.85)	1:42.63 [9] (0:12.69)	1:29.94 [7] (0:12.44)	1:17.50 [2] (0:12.12)	1:05.38 [2] (0:12.59)	0:40.11	+9

Scratched: Chassagne (#11), Fast Lady (#7)

[] Ranking at each section and finish
 -:-:- No data available at this section
 NA No data available

SCN Saddle cloth number
 DNF Did not finish
 DNT Did not track



Sunshine Coast QLD Professional

Race 4: KABOOM CONCRETE PUMPING BENCHMARK 55 Handicap - 2200m

07 November 2023 - 15:40



Track Rating: Soft 7, Weather: Fine, Rail Position: +5m Entire

Section										Last 600m		
Field Times		800m	600m	400m	200m							
		0:50.78 (0:12.67)	0:38.11 (0:12.49)	0:25.62 (0:12.61)	0:13.01 (0:13.01)							0:38.11
Rank	TAB	Horse/Jockey	Barrier	Top Speed [km/h]	Fastest Section					Margin	Distance Travelled [m]	
1	8	TORQUE LEICA STAR Ryan Wiggins	1	60.0 Overall	0:12.09 2000m	0:50.15 [6] (0:12.52)	0:37.63 [6] (0:12.27)	0:25.36 [5] (0:12.35)	0:13.01 [1] (0:13.01)	2:21.72	0:37.63	
2	14	LA VITTORIA Tahlia Fenlon	11	60.6 2000m	0:12.24 2000m	0:50.10 [8] (0:12.58)	0:37.52 [7] (0:12.36)	0:25.16 [7] (0:12.39)	0:12.77 [6] (0:12.77)	0.1L	0:37.52	+4
3	2	SOOBPURB DANCER Emily Lang	9	60.8 800m	0:12.12 800m	0:49.30 [11] (0:12.12)	0:37.18 [11] (0:12.37)	0:24.81 [11] (0:12.25)	0:12.56 [10] (0:12.56)	0.4L	0:37.18	+12
4	6	BEFOREHAND Justin Huxtable	4	62.2 Overall	0:12.00 2000m	0:50.53 [5] (0:12.59)	0:37.94 [5] (0:12.45)	0:25.49 [6] (0:12.38)	0:13.11 [2] (0:13.11)	0.7L	0:37.94	+9
5	12	CASSOWARY Luke Tarrant	2	61.0 Overall	0:12.02 2000m	0:50.60 [3] (0:12.64)	0:37.96 [4] (0:12.41)	0:25.55 [3] (0:12.45)	0:13.10 [4] (0:13.10)	0.8L	0:37.96	-3
6	3	SECRET RED Matthew Powell	10	61.1 1000m	0:12.04 1000m	0:49.81 [10] (0:12.20)	0:37.61 [9] (0:12.29)	0:25.32 [8] (0:12.36)	0:12.96 [5] (0:12.96)	1L	0:37.61	+6
7	1	PRESSFAL Craig Robertson	6	60.4 2000m	0:12.20 1000m	0:50.24 [9] (0:12.44)	0:37.80 [10] (0:12.39)	0:25.41 [9] (0:12.30)	0:13.11 [8] (0:13.11)	2.3L	0:37.80	+8
8	5	ANOTHER DAZZLER Karl Zechner	5	62.1 2000m	0:11.88 2000m	0:51.46 [1] (0:12.67)	0:38.79 [1] (0:12.49)	0:26.30 [1] (0:12.67)	0:13.63 [3] (0:13.63)	3.6L	0:38.79	+4
9	4	ZELSON Corey Bayliss	8	61.2 Overall	0:12.14 2000m	0:51.40 [7] (0:12.65)	0:38.75 [8] (0:12.53)	0:26.22 [10] (0:12.71)	0:13.51 [11] (0:13.51)	7.1L	0:38.75	+7
10	10	IRIDESSA Todd Banks	7	60.1 800m	0:12.15 800m	0:50.44 [12] (0:12.15)	0:38.29 [12] (0:12.35)	0:25.94 [12] (0:12.65)	0:13.29 [12] (0:13.29)	8.4L	0:38.29	+4

Scratched: Chassagne (#11), Fast Lady (#7)

[] Ranking at each section and finish
 -:-:- No data available at this section
 NA No data available

SCN Saddle cloth number
 DNF Did not finish
 DNT Did not track



Sunshine Coast QLD Professional
Race 4: KABOOM CONCRETE PUMPING BENCHMARK 55 Handicap - 2200m
07 November 2023 - 15:40



Track Rating: Soft 7, Weather: Fine, Rail Position: +5m Entire

Section		800m	600m	400m	200m	Last 600m					
Field Times		0:50.78 (0:12.67)	0:38.11 (0:12.49)	0:25.62 (0:12.61)	0:13.01 (0:13.01)	0:38.11					
Rank	TAB Horse/Jockey	Barrier	Top Speed [km/h]	Fastest Section	Margin			Distance Travelled [m]			
11	9 SCILAGO Michael Murphy	3	61.4	0:12.05 2000m	0:52.03 [4] (0:12.54)	0:39.49 [3] (0:12.47)	0:27.02 [4] (0:12.70)	0:14.32 [7] (0:14.32)	9.2L	0:39.49	+11
12	13 EARN OUT Tiffani Brooker	14	61.4	0:12.12 1200m	0:52.79 [2] (0:12.68)	0:40.11 [2] (0:12.61)	0:27.50 [2] (0:12.89)	0:14.61 [9] (0:14.61)	11.7L	0:40.11	+9

Scratched: Chassagne (#11), Fast Lady (#7)

[] Ranking at each section and finish
 -:-:-:- No data available at this section
 NA No data available

SCN Saddle cloth number
 DNF Did not finish
 DNT Did not track



Horse/Jockey Name	Torque Leica Star
Final Rank	1
Fastest Section Time (Section)	0:12.09 (2000m)
Top Speed [km/h] (Section)	60.0 (Overall)
Race State	Finished



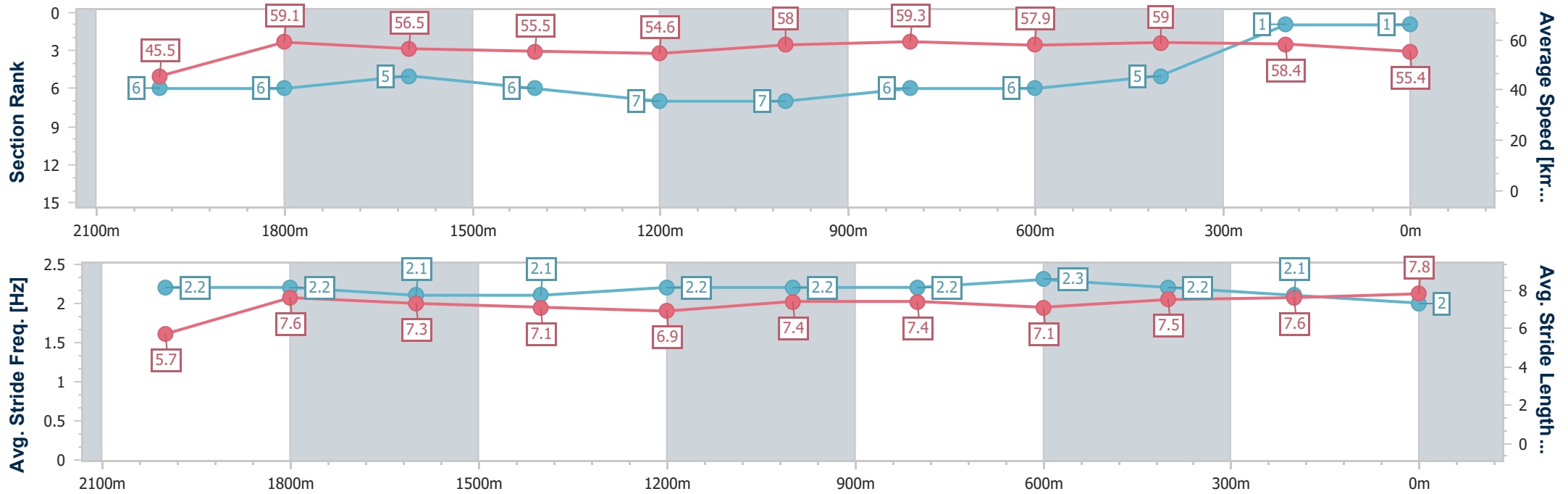
Sunshine Coast QLD Professional
Race 4: KABOOM CONCRETE PUMPING BENCHMARK 55
Handicap - 2200m



07 November 2023 - 15:40

Track Rating: Soft 7, Weather: Fine, Rail Position: +5m Entire

Section	Overall	2000m	1800m	1600m	1400m	1200m	1000m	800m	600m	400m	200m
Section Times	2:21.72 [1] (0:15.83)	2:05.89 [6] (0:12.09)	1:53.80 [6] (0:12.71)	1:41.09 [5] (0:13.05)	1:28.04 [6] (0:13.23)	1:14.81 [7] (0:12.44)	1:02.37 [7] (0:12.22)	0:50.15 [6] (0:12.52)	0:37.63 [6] (0:12.27)	0:25.36 [5] (0:12.35)	0:13.01 [1] (0:13.01)
Average Speed [km/h]	45.5	59.1	56.5	55.5	54.6	58.0	59.3	57.9	59.0	58.4	55.4
Top Speed [km/h]	60.0	59.6	58.2	56.2	55.8	59.3	59.8	59.5	59.8	59.5	57.4
Avg. Dist. to Rail [m]	10.9	1.7	0.6	1.9	2.2	2.1	1.9	1.6	1.2	2.4	4.0
Avg. Stride Freq. [Hz]	2.2	2.2	2.1	2.1	2.2	2.2	2.2	2.3	2.2	2.1	2.0
Avg. Stride Length [m]	5.7	7.6	7.3	7.1	6.9	7.4	7.4	7.1	7.5	7.6	7.8



- [] Ranking at each section and finish
- .-.- No data available at this section
- NA No data available



Horse/Jockey Name	La Vittoria
Final Rank	2
Fastest Section Time (Section)	0:12.24 (2000m)
Top Speed [km/h] (Section)	60.6 (2000m)
Race State	Finished



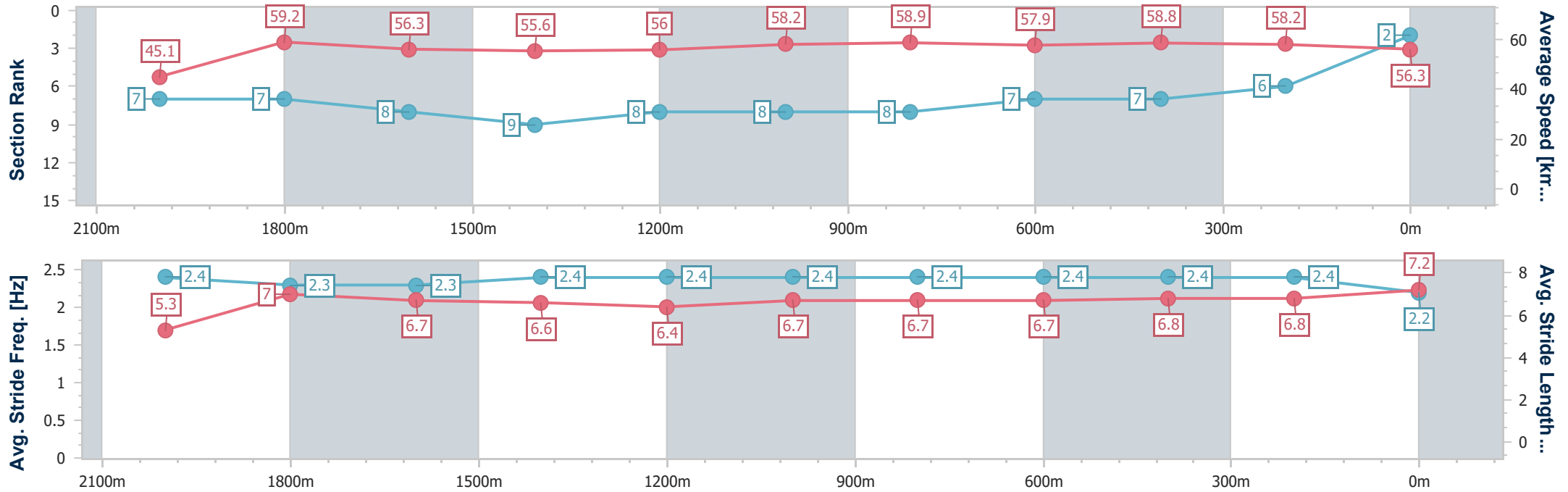
Sunshine Coast QLD Professional
Race 4: KABOOM CONCRETE PUMPING BENCHMARK 55
Handicap - 2200m



07 November 2023 - 15:40

Track Rating: Soft 7, Weather: Fine, Rail Position: +5m Entire

Section	Overall	2000m	1800m	1600m	1400m	1200m	1000m	800m	600m	400m	200m
Section Times	2:21.74 [2] (0:15.96)	2:05.78 [7] (0:12.24)	1:53.54 [7] (0:12.91)	1:40.63 [8] (0:13.00)	1:27.63 [9] (0:12.91)	1:14.72 [8] (0:12.34)	1:02.38 [8] (0:12.28)	0:50.10 [8] (0:12.58)	0:37.52 [7] (0:12.36)	0:25.16 [7] (0:12.39)	0:12.77 [6] (0:12.77)
Average Speed [km/h]	45.1	59.2	56.3	55.6	56.0	58.2	58.9	57.9	58.8	58.2	56.3
Top Speed [km/h]	60.2	60.6	58.5	57.5	57.8	60.2	60.2	59.7	59.8	58.9	58.0
Avg. Dist. to Rail [m]	14.7	1.8	1.1	1.4	2.0	1.7	1.9	1.7	1.9	4.5	6.1
Avg. Stride Freq. [Hz]	2.4	2.3	2.3	2.4	2.4	2.4	2.4	2.4	2.4	2.4	2.2
Avg. Stride Length [m]	5.3	7.0	6.7	6.6	6.4	6.7	6.7	6.7	6.8	6.8	7.2



- [] Ranking at each section and finish
- .-.- No data available at this section
- NA No data available



Horse/Jockey Name	Soobpurb Dancer
Final Rank	3
Fastest Section Time (Section)	0:12.12 (800m)
Top Speed [km/h] (Section)	60.8 (800m)
Race State	Finished



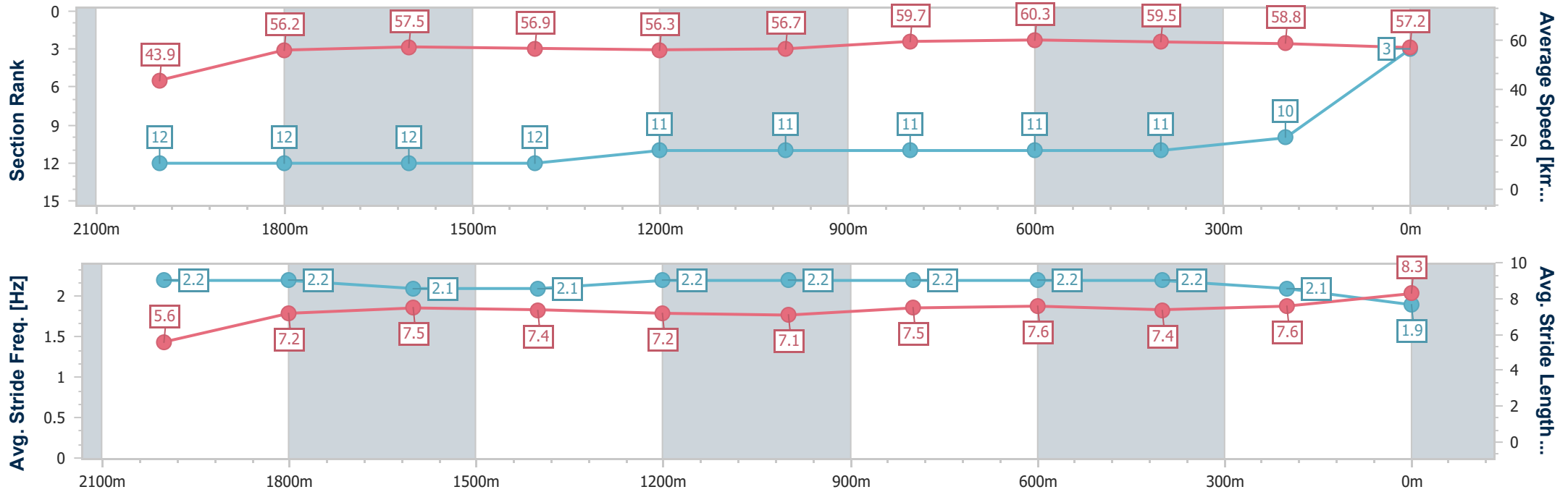
Sunshine Coast QLD Professional
Race 4: KABOOM CONCRETE PUMPING BENCHMARK 55
Handicap - 2200m



07 November 2023 - 15:40

Track Rating: Soft 7, Weather: Fine, Rail Position: +5m Entire

Section	Overall	2000m	1800m	1600m	1400m	1200m	1000m	800m	600m	400m	200m
Section Times	2:21.81 [3] (0:16.42)	2:05.39 [12] (0:12.84)	1:52.55 [12] (0:12.65)	1:39.90 [12] (0:12.77)	1:27.13 [12] (0:12.93)	1:14.20 [11] (0:12.75)	1:01.45 [11] (0:12.15)	0:49.30 [11] (0:12.12)	0:37.18 [11] (0:12.37)	0:24.81 [11] (0:12.25)	0:12.56 [10] (0:12.56)
Average Speed [km/h]	43.9	56.2	57.5	56.9	56.3	56.7	59.7	60.3	59.5	58.8	57.2
Top Speed [km/h]	59.3	57.3	58.7	58.5	56.7	59.4	60.2	60.8	60.2	59.3	58.4
Avg. Dist. to Rail [m]	13.2	0.6	1.8	3.4	4.0	4.0	3.6	2.9	3.4	6.6	10.0
Avg. Stride Freq. [Hz]	2.2	2.2	2.1	2.1	2.2	2.2	2.2	2.2	2.2	2.1	1.9
Avg. Stride Length [m]	5.6	7.2	7.5	7.4	7.2	7.1	7.5	7.6	7.4	7.6	8.3



- [] Ranking at each section and finish
- .-.- No data available at this section
- NA No data available



Horse/Jockey Name	Beforehand
Final Rank	4
Fastest Section Time (Section)	0:12.00 (2000m)
Top Speed [km/h] (Section)	62.2 (Overall)
Race State	Finished



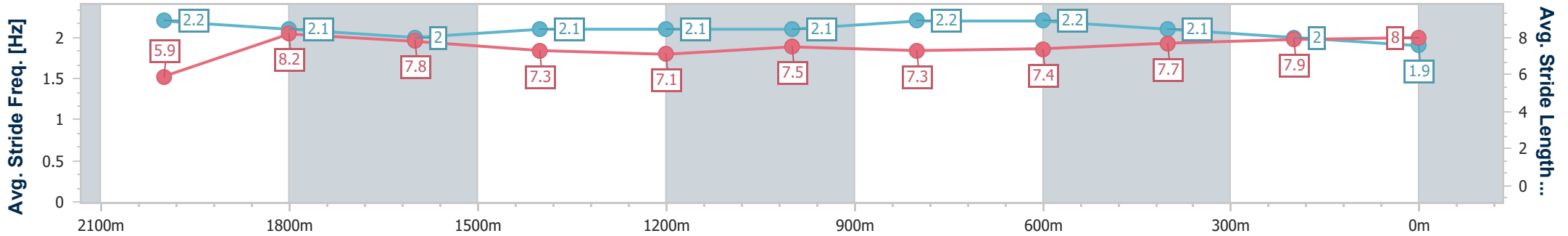
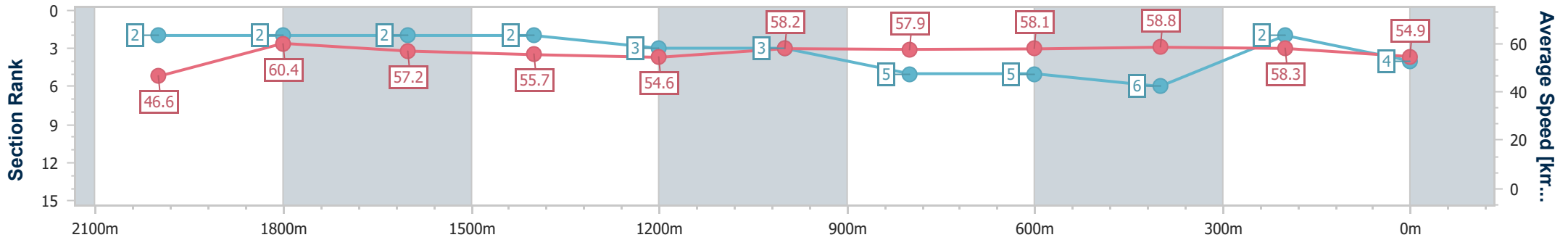
Sunshine Coast QLD Professional
 Race 4: KABOOM CONCRETE PUMPING BENCHMARK 55
 Handicap - 2200m



07 November 2023 - 15:40

Track Rating: Soft 7, Weather: Fine, Rail Position: +5m Entire

Section	Overall	2000m	1800m	1600m	1400m	1200m	1000m	800m	600m	400m	200m
Section Times	2:21.87 [4] (0:15.46)	2:06.41 [2] (0:12.00)	1:54.41 [2] (0:12.66)	1:41.75 [2] (0:12.97)	1:28.78 [2] (0:13.33)	1:15.45 [3] (0:12.41)	1:03.04 [3] (0:12.51)	0:50.53 [5] (0:12.59)	0:37.94 [5] (0:12.45)	0:25.49 [6] (0:12.38)	0:13.11 [2] (0:13.11)
Average Speed [km/h]	46.6	60.4	57.2	55.7	54.6	58.2	57.9	58.1	58.8	58.3	54.9
Top Speed [km/h]	62.2	61.8	59.5	58.4	57.2	59.1	59.2	59.0	59.8	59.8	56.4
Avg. Dist. to Rail [m]	11.4	1.4	1.0	2.3	3.2	3.4	3.0	2.7	2.9	5.1	5.4
Avg. Stride Freq. [Hz]	2.2	2.1	2.0	2.1	2.1	2.1	2.2	2.2	2.1	2.0	1.9
Avg. Stride Length [m]	5.9	8.2	7.8	7.3	7.1	7.5	7.3	7.4	7.7	7.9	8.0



- [] Ranking at each section and finish
- .-.- No data available at this section
- NA No data available



Horse/Jockey Name	Cassowary
Final Rank	5
Fastest Section Time (Section)	0:12.02 (2000m)
Top Speed [km/h] (Section)	61.0 (Overall)
Race State	Finished



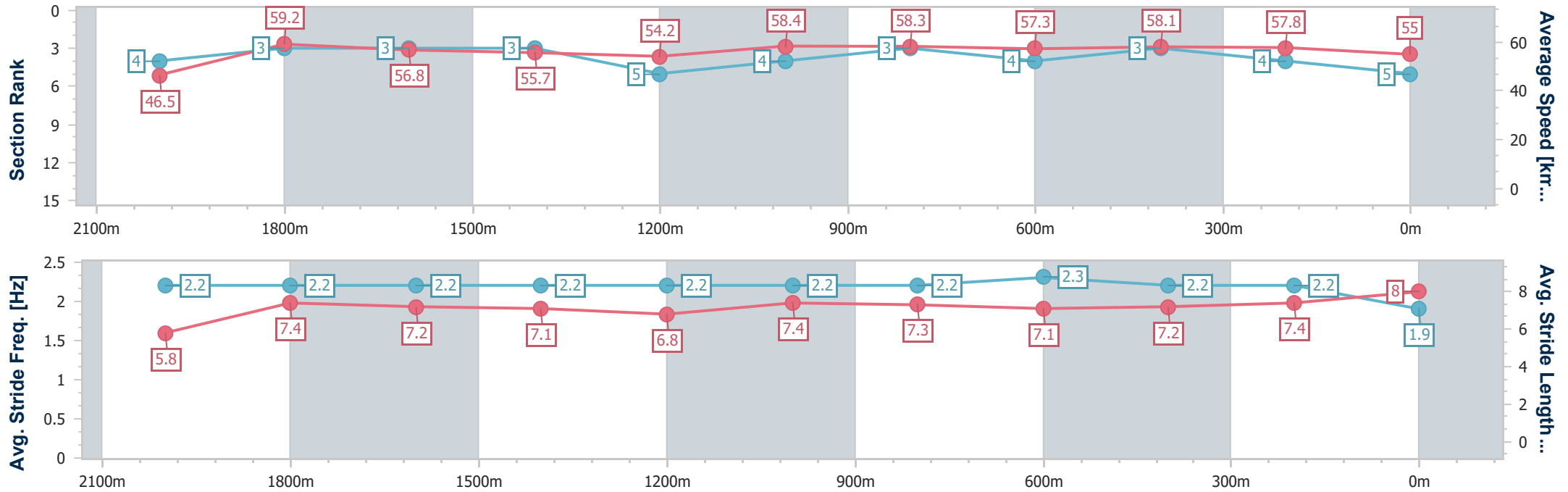
Sunshine Coast QLD Professional
Race 4: KABOOM CONCRETE PUMPING BENCHMARK 55
Handicap - 2200m



07 November 2023 - 15:40

Track Rating: Soft 7, Weather: Fine, Rail Position: +5m Entire

Section	Overall	2000m	1800m	1600m	1400m	1200m	1000m	800m	600m	400m	200m
Section Times	2:21.88 [5] (0:15.52)	2:06.36 [4] (0:12.02)	1:54.34 [3] (0:12.66)	1:41.68 [3] (0:12.98)	1:28.70 [3] (0:13.41)	1:15.29 [5] (0:12.33)	1:02.96 [4] (0:12.36)	0:50.60 [3] (0:12.64)	0:37.96 [4] (0:12.41)	0:25.55 [3] (0:12.45)	0:13.10 [4] (0:13.10)
Average Speed [km/h]	46.5	59.2	56.8	55.7	54.2	58.4	58.3	57.3	58.1	57.8	55.0
Top Speed [km/h]	61.0	60.9	58.0	56.6	55.5	60.1	60.0	58.3	58.5	58.7	56.7
Avg. Dist. to Rail [m]	10.5	2.0	1.2	2.7	2.3	2.2	1.8	1.0	0.3	0.2	0.3
Avg. Stride Freq. [Hz]	2.2	2.2	2.2	2.2	2.2	2.2	2.2	2.3	2.2	2.2	1.9
Avg. Stride Length [m]	5.8	7.4	7.2	7.1	6.8	7.4	7.3	7.1	7.2	7.4	8.0



- [] Ranking at each section and finish
- .-.- No data available at this section
- NA No data available



Horse/Jockey Name	Secret Red
Final Rank	6
Fastest Section Time (Section)	0:12.04 (1000m)
Top Speed [km/h] (Section)	61.1 (1000m)
Race State	Finished



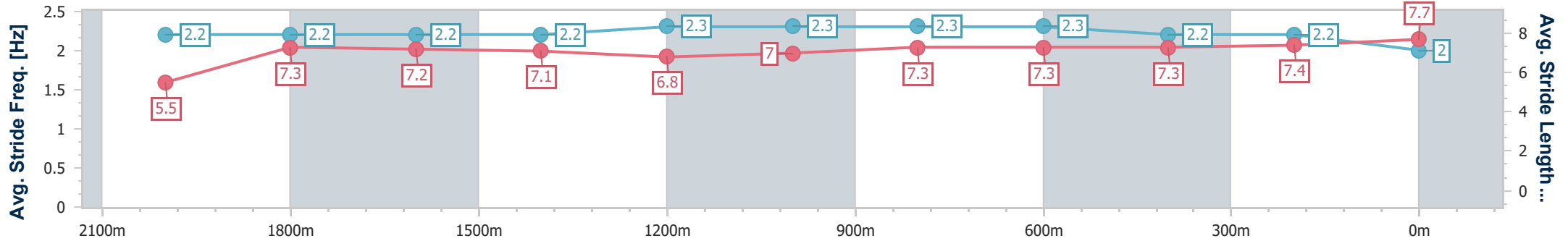
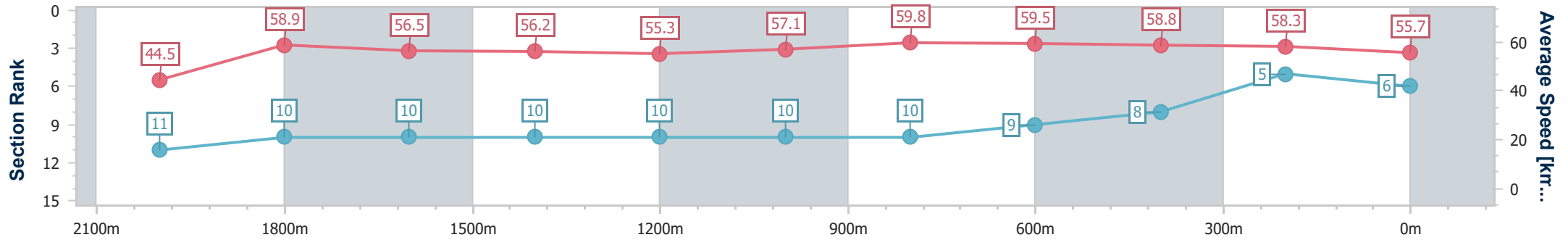
Sunshine Coast QLD Professional
Race 4: KABOOM CONCRETE PUMPING BENCHMARK 55
Handicap - 2200m



07 November 2023 - 15:40

Track Rating: Soft 7, Weather: Fine, Rail Position: +5m Entire

Section	Overall	2000m	1800m	1600m	1400m	1200m	1000m	800m	600m	400m	200m
Section Times	2:21.93 [6] (0:16.21)	2:05.72 [11] (0:12.33)	1:53.39 [10] (0:12.92)	1:40.47 [10] (0:12.90)	1:27.57 [10] (0:13.05)	1:14.52 [10] (0:12.67)	1:01.85 [10] (0:12.04)	0:49.81 [10] (0:12.20)	0:37.61 [9] (0:12.29)	0:25.32 [8] (0:12.36)	0:12.96 [5] (0:12.96)
Average Speed [km/h]	44.5	58.9	56.5	56.2	55.3	57.1	59.8	59.5	58.8	58.3	55.7
Top Speed [km/h]	61.1	60.4	57.4	56.7	57.1	60.2	61.1	60.5	59.7	59.2	57.8
Avg. Dist. to Rail [m]	14.0	1.7	2.6	1.4	1.7	1.4	1.3	1.4	0.7	3.2	4.6
Avg. Stride Freq. [Hz]	2.2	2.2	2.2	2.2	2.3	2.3	2.3	2.3	2.2	2.2	2.0
Avg. Stride Length [m]	5.5	7.3	7.2	7.1	6.8	7.0	7.3	7.3	7.3	7.4	7.7



- [] Ranking at each section and finish
- .-.- No data available at this section
- NA No data available



Horse/Jockey Name	Pressfal
Final Rank	7
Fastest Section Time (Section)	0:12.20 (1000m)
Top Speed [km/h] (Section)	60.4 (2000m)
Race State	Finished



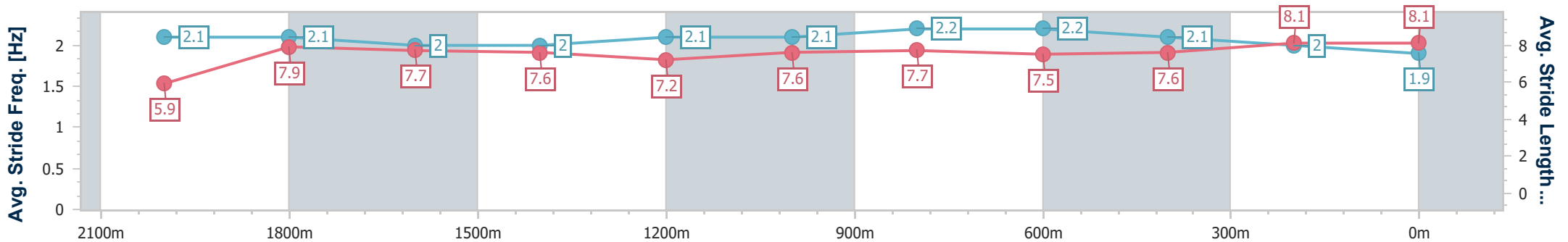
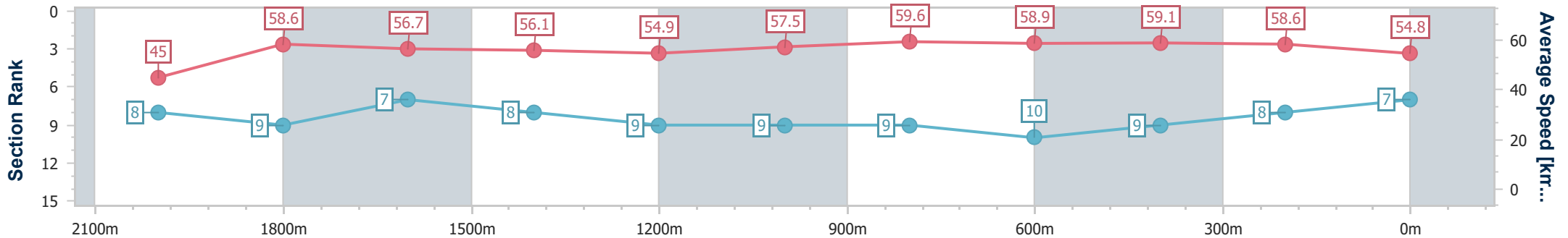
Sunshine Coast QLD Professional
 Race 4: KABOOM CONCRETE PUMPING BENCHMARK 55
 Handicap - 2200m



07 November 2023 - 15:40

Track Rating: Soft 7, Weather: Fine, Rail Position: +5m Entire

Section	Overall	2000m	1800m	1600m	1400m	1200m	1000m	800m	600m	400m	200m
Section Times	2:22.17 [7] (0:16.07)	2:06.10 [8] (0:12.30)	1:53.80 [9] (0:12.71)	1:41.09 [7] (0:12.91)	1:28.18 [8] (0:13.17)	1:15.01 [9] (0:12.57)	1:02.44 [9] (0:12.20)	0:50.24 [9] (0:12.44)	0:37.80 [10] (0:12.39)	0:25.41 [9] (0:12.30)	0:13.11 [8] (0:13.11)
Average Speed [km/h]	45.0	58.6	56.7	56.1	54.9	57.5	59.6	58.9	59.1	58.6	54.8
Top Speed [km/h]	60.1	60.4	57.7	56.6	56.2	59.7	60.1	59.8	59.8	59.4	57.6
Avg. Dist. to Rail [m]	11.7	0.6	0.6	1.9	2.4	3.4	3.4	3.0	3.1	7.0	8.6
Avg. Stride Freq. [Hz]	2.1	2.1	2.0	2.0	2.1	2.1	2.2	2.2	2.1	2.0	1.9
Avg. Stride Length [m]	5.9	7.9	7.7	7.6	7.2	7.6	7.7	7.5	7.6	8.1	8.1



- [] Ranking at each section and finish
- .-.- No data available at this section
- NA No data available



Horse/Jockey Name	Another Dazzler
Final Rank	8
Fastest Section Time (Section)	0:11.88 (2000m)
Top Speed [km/h] (Section)	62.1 (2000m)
Race State	Finished



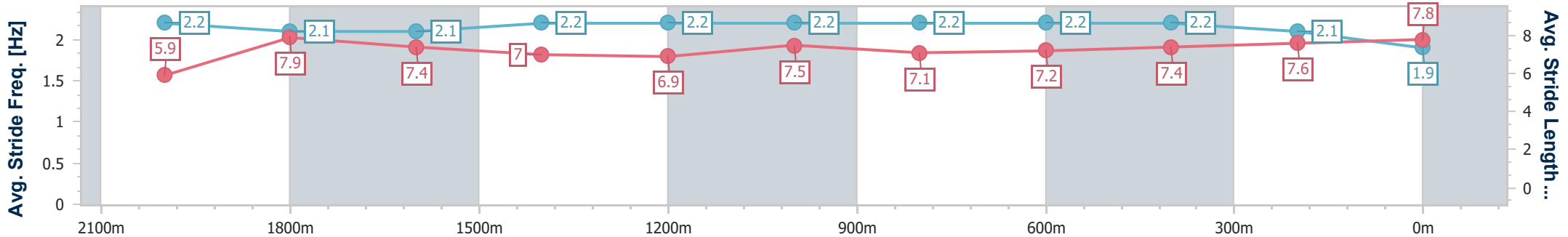
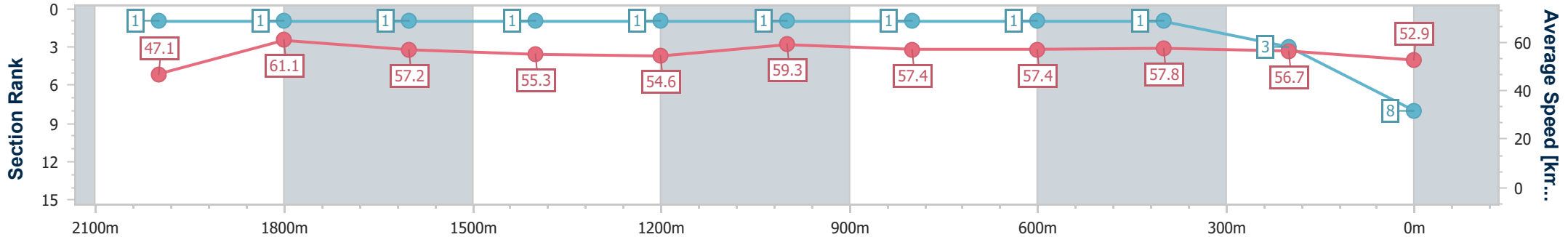
Sunshine Coast QLD Professional
Race 4: KABOOM CONCRETE PUMPING BENCHMARK 55
Handicap - 2200m



07 November 2023 - 15:40

Track Rating: Soft 7, Weather: Fine, Rail Position: +5m Entire

Section	Overall	2000m	1800m	1600m	1400m	1200m	1000m	800m	600m	400m	200m
Section Times	2:22.40 [8] (0:15.32)	2:07.08 [1] (0:11.88)	1:55.20 [1] (0:12.62)	1:42.58 [1] (0:13.10)	1:29.48 [1] (0:13.27)	1:16.21 [1] (0:12.16)	1:04.05 [1] (0:12.59)	0:51.46 [1] (0:12.67)	0:38.79 [1] (0:12.49)	0:26.30 [1] (0:12.67)	0:13.63 [3] (0:13.63)
Average Speed [km/h]	47.1	61.1	57.2	55.3	54.6	59.3	57.4	57.4	57.8	56.7	52.9
Top Speed [km/h]	61.9	62.1	59.6	55.8	57.6	60.0	58.9	57.9	58.7	57.4	55.3
Avg. Dist. to Rail [m]	11.8	2.1	1.0	1.9	2.3	2.4	2.1	1.4	0.5	1.2	2.0
Avg. Stride Freq. [Hz]	2.2	2.1	2.1	2.2	2.2	2.2	2.2	2.2	2.2	2.1	1.9
Avg. Stride Length [m]	5.9	7.9	7.4	7.0	6.9	7.5	7.1	7.2	7.4	7.6	7.8



- [] Ranking at each section and finish
- .-.- No data available at this section
- NA No data available



Horse/Jockey Name	Zelson
Final Rank	9
Fastest Section Time (Section)	0:12.14 (2000m)
Top Speed [km/h] (Section)	61.2 (Overall)
Race State	Finished



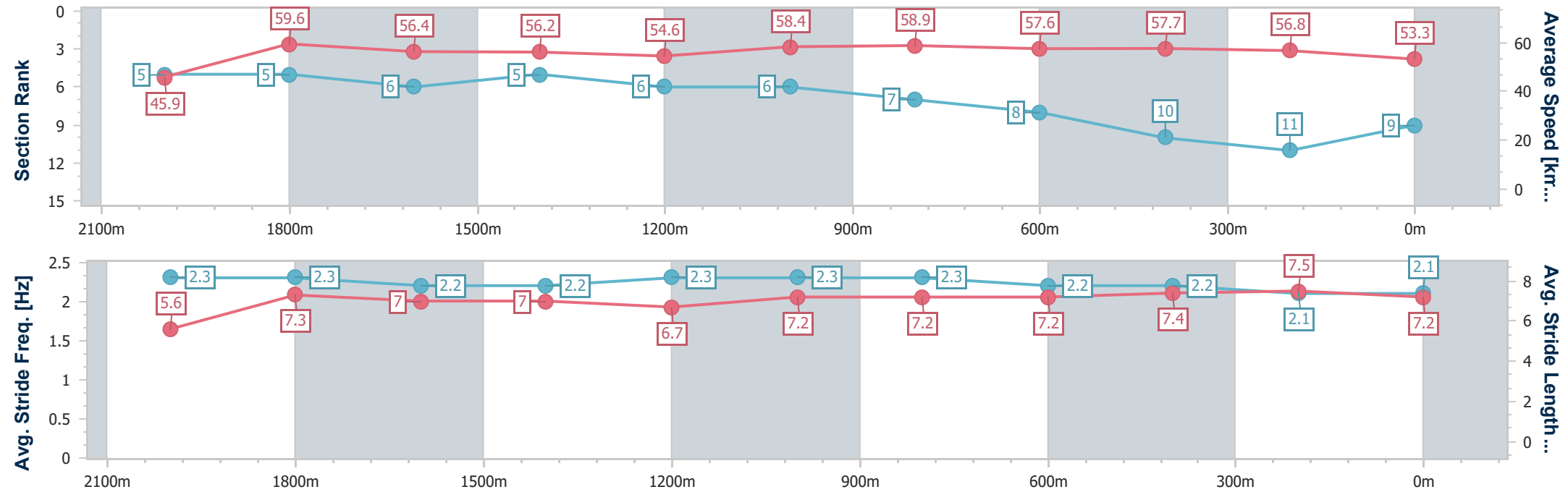
Sunshine Coast QLD Professional
 Race 4: KABOOM CONCRETE PUMPING BENCHMARK 55
 Handicap - 2200m



07 November 2023 - 15:40

Track Rating: Soft 7, Weather: Fine, Rail Position: +5m Entire

Section	Overall	2000m	1800m	1600m	1400m	1200m	1000m	800m	600m	400m	200m
Section Times	2:23.00 [9] (0:15.70)	2:07.30 [5] (0:12.14)	1:55.16 [5] (0:12.86)	1:42.30 [6] (0:12.93)	1:29.37 [5] (0:13.27)	1:16.10 [6] (0:12.40)	1:03.70 [6] (0:12.30)	0:51.40 [7] (0:12.65)	0:38.75 [8] (0:12.53)	0:26.22 [10] (0:12.71)	0:13.51 [11] (0:13.51)
Average Speed [km/h]	45.9	59.6	56.4	56.2	54.6	58.4	58.9	57.6	57.7	56.8	53.3
Top Speed [km/h]	61.2	60.8	58.0	56.7	56.6	59.6	59.4	58.5	58.6	57.4	55.8
Avg. Dist. to Rail [m]	13.1	1.1	1.7	2.7	3.2	3.0	2.8	2.3	1.2	3.3	2.8
Avg. Stride Freq. [Hz]	2.3	2.3	2.2	2.2	2.3	2.3	2.3	2.2	2.2	2.1	2.1
Avg. Stride Length [m]	5.6	7.3	7.0	7.0	6.7	7.2	7.2	7.2	7.4	7.5	7.2



- [] Ranking at each section and finish
- .-.- No data available at this section
- NA No data available



Horse/Jockey Name	Iridessa
Final Rank	10
Fastest Section Time (Section)	0:12.15 (800m)
Top Speed [km/h] (Section)	60.1 (800m)
Race State	Finished



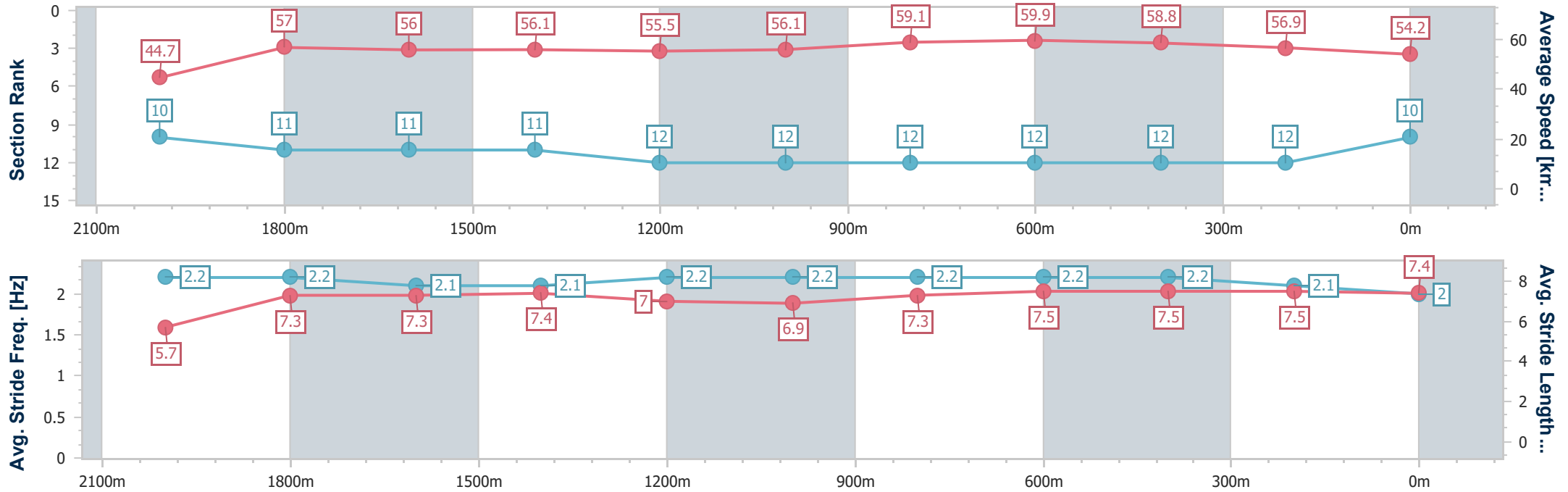
Sunshine Coast QLD Professional
Race 4: KABOOM CONCRETE PUMPING BENCHMARK 55
Handicap - 2200m



07 November 2023 - 15:40

Track Rating: Soft 7, Weather: Fine, Rail Position: +5m Entire

Section	Overall	2000m	1800m	1600m	1400m	1200m	1000m	800m	600m	400m	200m
Section Times	2:23.21 [10] (0:16.16)	2:07.05 [10] (0:12.62)	1:54.43 [11] (0:12.93)	1:41.50 [11] (0:12.90)	1:28.60 [11] (0:13.05)	1:15.55 [12] (0:12.91)	1:02.64 [12] (0:12.20)	0:50.44 [12] (0:12.15)	0:38.29 [12] (0:12.35)	0:25.94 [12] (0:12.65)	0:13.29 [12] (0:13.29)
Average Speed [km/h]	44.7	57.0	56.0	56.1	55.5	56.1	59.1	59.9	58.8	56.9	54.2
Top Speed [km/h]	59.3	59.6	57.2	56.8	55.9	58.3	60.0	60.1	60.0	58.5	55.9
Avg. Dist. to Rail [m]	12.3	0.9	0.9	2.0	2.5	2.5	2.2	1.5	1.3	5.3	6.9
Avg. Stride Freq. [Hz]	2.2	2.2	2.1	2.1	2.2	2.2	2.2	2.2	2.2	2.1	2.0
Avg. Stride Length [m]	5.7	7.3	7.3	7.4	7.0	6.9	7.3	7.5	7.5	7.5	7.4



- [] Ranking at each section and finish
- .-.- No data available at this section
- NA No data available



Horse/Jockey Name	Scilago
Final Rank	11
Fastest Section Time (Section)	0:12.05 (2000m)
Top Speed [km/h] (Section)	61.4 (Overall)
Race State	Finished



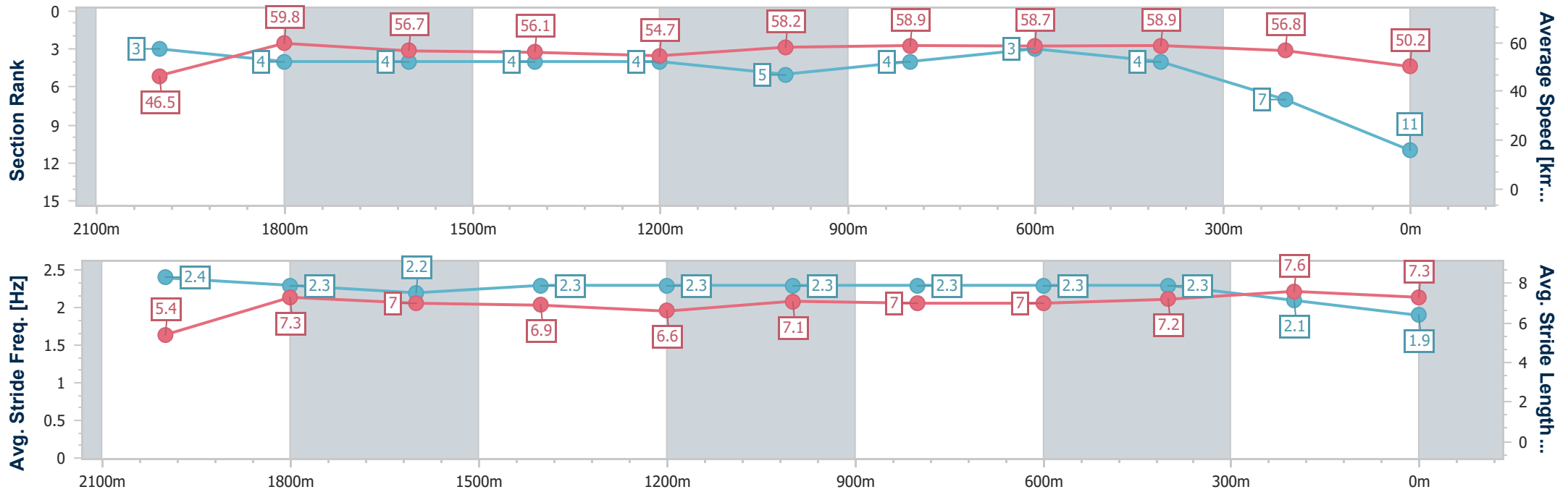
Sunshine Coast QLD Professional
Race 4: KABOOM CONCRETE PUMPING BENCHMARK 55
Handicap - 2200m



07 November 2023 - 15:40

Track Rating: Soft 7, Weather: Fine, Rail Position: +5m Entire

Section	Overall	2000m	1800m	1600m	1400m	1200m	1000m	800m	600m	400m	200m
Section Times	2:23.36 [11] (0:15.51)	2:07.85 [3] (0:12.05)	1:55.80 [4] (0:12.79)	1:43.01 [4] (0:12.92)	1:30.09 [4] (0:13.31)	1:16.78 [4] (0:12.41)	1:04.37 [5] (0:12.34)	0:52.03 [4] (0:12.54)	0:39.49 [3] (0:12.47)	0:27.02 [4] (0:12.70)	0:14.32 [7] (0:14.32)
Average Speed [km/h]	46.5	59.8	56.7	56.1	54.7	58.2	58.9	58.7	58.9	56.8	50.2
Top Speed [km/h]	61.4	61.0	58.4	56.9	56.6	59.6	59.6	59.3	59.7	58.4	54.9
Avg. Dist. to Rail [m]	11.0	0.6	1.2	2.9	3.4	3.6	3.7	3.6	4.1	6.3	6.9
Avg. Stride Freq. [Hz]	2.4	2.3	2.2	2.3	2.3	2.3	2.3	2.3	2.3	2.1	1.9
Avg. Stride Length [m]	5.4	7.3	7.0	6.9	6.6	7.1	7.0	7.0	7.2	7.6	7.3



- [] Ranking at each section and finish
- .-.- No data available at this section
- NA No data available



Horse/Jockey Name	Earn Out
Final Rank	12
Fastest Section Time (Section)	0:12.12 (1200m)
Top Speed [km/h] (Section)	61.4 (Overall)
Race State	Finished



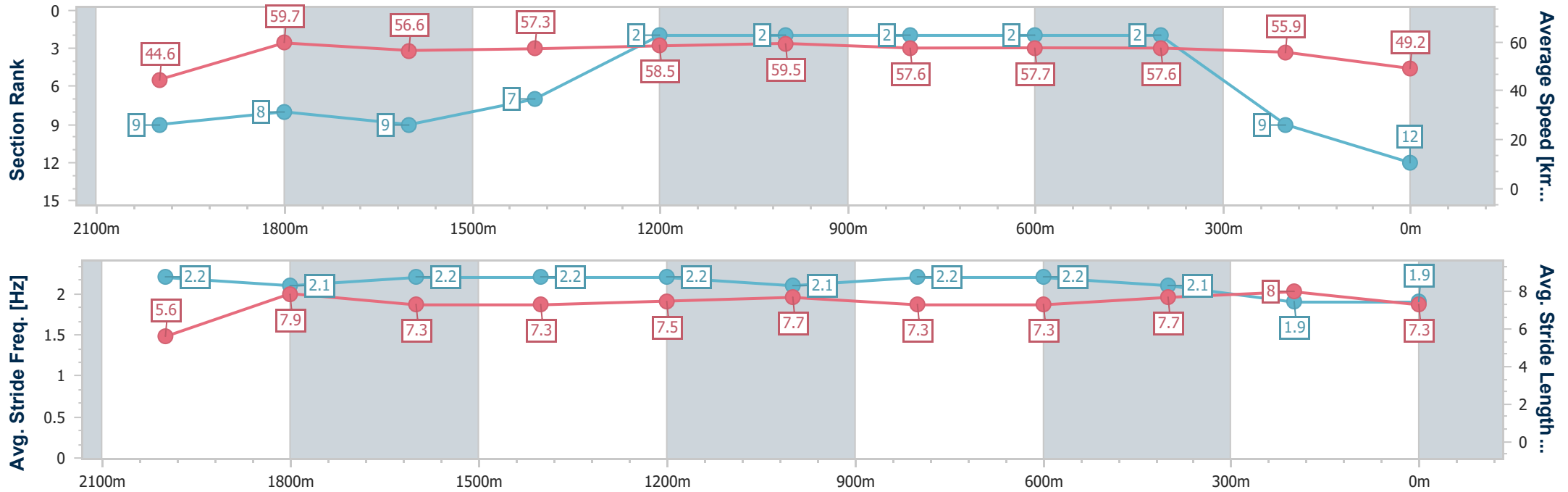
Sunshine Coast QLD Professional
Race 4: KABOOM CONCRETE PUMPING BENCHMARK 55
Handicap - 2200m



07 November 2023 - 15:40

Track Rating: Soft 7, Weather: Fine, Rail Position: +5m Entire

Section	Overall	2000m	1800m	1600m	1400m	1200m	1000m	800m	600m	400m	200m
Section Times	2:23.79 [12] (0:16.14)	2:07.65 [9] (0:12.17)	1:55.48 [8] (0:12.85)	1:42.63 [9] (0:12.69)	1:29.94 [7] (0:12.44)	1:17.50 [2] (0:12.12)	1:05.38 [2] (0:12.59)	0:52.79 [2] (0:12.68)	0:40.11 [2] (0:12.61)	0:27.50 [2] (0:12.89)	0:14.61 [9] (0:14.61)
Average Speed [km/h]	44.6	59.7	56.6	57.3	58.5	59.5	57.6	57.7	57.6	55.9	49.2
Top Speed [km/h]	61.4	61.4	58.0	59.2	59.2	60.1	59.1	58.4	58.6	57.6	54.3
Avg. Dist. to Rail [m]	16.2	1.9	1.7	3.5	4.2	3.4	2.9	2.3	1.7	3.5	4.6
Avg. Stride Freq. [Hz]	2.2	2.1	2.2	2.2	2.2	2.1	2.2	2.2	2.1	1.9	1.9
Avg. Stride Length [m]	5.6	7.9	7.3	7.3	7.5	7.7	7.3	7.3	7.7	8.0	7.3



- [] Ranking at each section and finish
- .-.- No data available at this section
- NA No data available