



Toowoomba QLD Professional
Race 2: LIONS TOUCH FOOTBALL CLUB GOLDEN JUBILEE
BENCHMARK 62 Handicap - 1100m
04 November 2023 - 17:57



Track Rating: Good 4 , Weather: Fine , Rail Position: True Entire

Section		Overall	1000m	800m	600m	400m	200m	Last 600m					
Field Times		1:06.20 (0:08.19)	0:58.01 (0:11.28)	0:46.73 (0:11.37)	0:35.36 (0:11.60)	0:23.76 (0:11.72)	0:12.04 (0:12.04)	0:35.36					
Rank	TAB Horse/Jockey	Barrier	Top Speed [km/h]	Fastest Section							Margin	Distance Travelled [m]	
1	2 KING OF THE DESERT Olivia Webb	4	65.0 800m	0:08.19 Overall	1:06.20 [1] (0:08.19)	0:58.01 [1] (0:11.44)	0:46.57 [2] (0:11.24)	0:35.33 [2] (0:11.77)	0:23.56 [2] (0:11.52)	0:12.04 [1] (0:12.04)	1:06.20	0:35.33	
2	6 KWAMI Tahlia Fenlon	6	65.2 1000m	0:08.26 Overall	1:06.22 [2] (0:08.26)	0:57.96 [3] (0:11.46)	0:46.50 [3] (0:11.48)	0:35.02 [3] (0:11.62)	0:23.40 [3] (0:11.54)	0:11.86 [3] (0:11.86)	0.1L	0:35.02	+4
3	1 SUBSTITUTION Emily Lang	9	67.4 1000m	0:08.47 Overall	1:06.38 [3] (0:08.47)	0:57.91 [5] (0:11.00)	0:46.91 [1] (0:11.37)	0:35.54 [1] (0:11.60)	0:23.94 [1] (0:11.75)	0:12.19 [2] (0:12.19)	0.9L	0:35.54	+3
4	8 ALFA LILY Chris Whiteley	8	66.8 800m	0:08.36 Overall	1:06.46 [4] (0:08.36)	0:58.10 [4] (0:11.60)	0:46.50 [5] (0:11.42)	0:35.08 [5] (0:11.62)	0:23.46 [4] (0:11.61)	0:11.85 [4] (0:11.85)	1.3L	0:35.08	+7
5	5 PREPOTENT Gary Geran	2	65.3 400m	0:08.56 Overall	1:06.49 [5] (0:08.56)	0:57.93 [6] (0:11.55)	0:46.38 [6] (0:11.51)	0:34.87 [7] (0:11.72)	0:23.15 [7] (0:11.58)	0:11.57 [6] (0:11.57)	1.5L	0:34.87	+1
6	4 XERRI Hannah Phillips	3	64.1 800m	0:08.22 Overall	1:07.03 [6] (0:08.22)	0:58.81 [2] (0:11.69)	0:47.12 [4] (0:11.43)	0:35.69 [4] (0:11.76)	0:23.93 [6] (0:11.61)	0:12.32 [5] (0:12.32)	4.5L	0:35.69	+2
7	3 ORACOLO Les Tilley	5	66.7 600m	0:08.76 Overall	1:07.55 [7] (0:08.76)	0:58.79 [7] (0:11.47)	0:47.32 [7] (0:11.39)	0:35.93 [6] (0:11.47)	0:24.46 [5] (0:11.96)	0:12.50 [7] (0:12.50)	7.5L	0:35.93	+8

Scratched: Swiss Babe (#7), Montana Lady (#9)

[] Ranking at each section and finish
 -:-:- No data available at this section
 NA No data available

SCN Saddle cloth number
 DNF Did not finish
 DNT Did not track



Horse/Jockey Name	King Of The Desert
Final Rank	1
Fastest Section Time (Section)	0:08.19 (Overall)
Top Speed [km/h] (Section)	65.0 (800m)
Race State	Finished



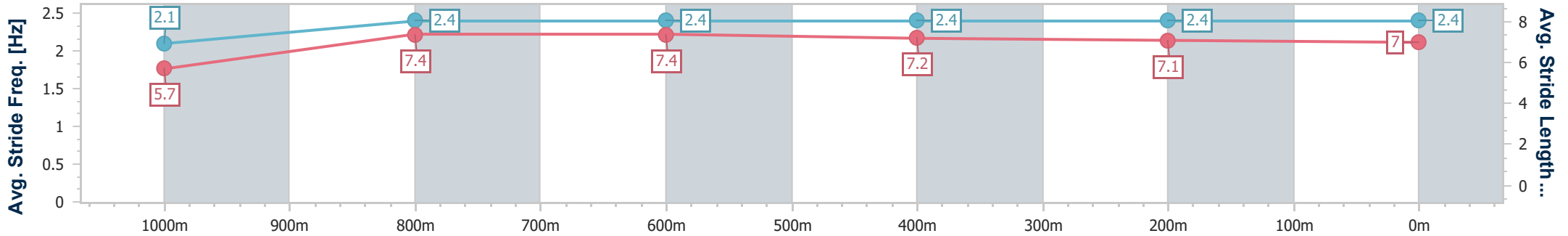
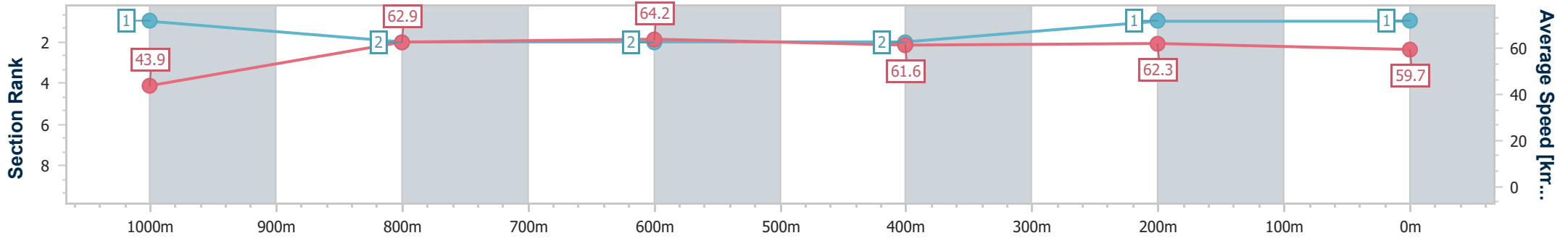
Toowoomba QLD Professional
 Race 2: LIONS TOUCH FOOTBALL CLUB GOLDEN JUBILEE
 BENCHMARK 62 Handicap - 1100m



04 November 2023 - 17:57

Track Rating: Good 4 , Weather: Fine , Rail Position: True Entire

Section	Overall	1000m	800m	600m	400m	200m
Section Times	1:06.20 [1] (0:08.19)	0:58.01 [1] (0:11.44)	0:46.57 [2] (0:11.24)	0:35.33 [2] (0:11.77)	0:23.56 [2] (0:11.52)	0:12.04 [1] (0:12.04)
Average Speed [km/h]	43.9	62.9	64.2	61.6	62.3	59.7
Top Speed [km/h]	60.5	64.2	65.0	63.7	64.1	61.5
Avg. Dist. to Rail [m]	3.0	0.7	0.8	0.6	0.4	0.3
Avg. Stride Freq. [Hz]	2.1	2.4	2.4	2.4	2.4	2.4
Avg. Stride Length [m]	5.7	7.4	7.4	7.2	7.1	7.0



- [] Ranking at each section and finish
- .-.- No data available at this section
- NA No data available



Horse/Jockey Name	Kwami
Final Rank	2
Fastest Section Time (Section)	0:08.26 (Overall)
Top Speed [km/h] (Section)	65.2 (1000m)
Race State	Finished



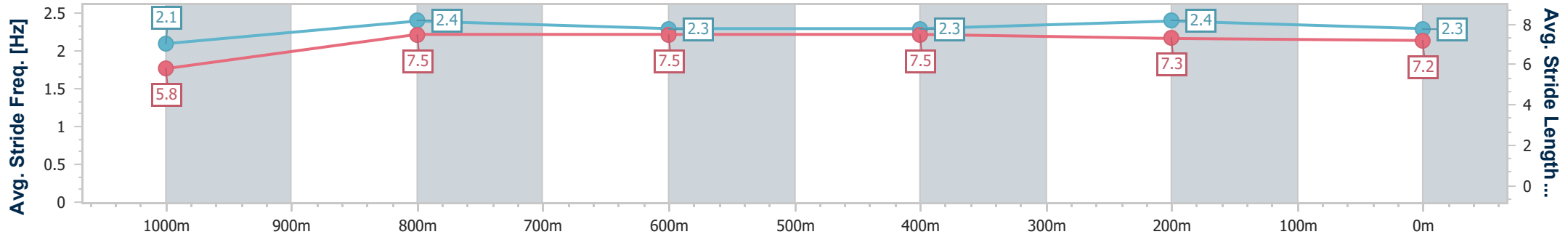
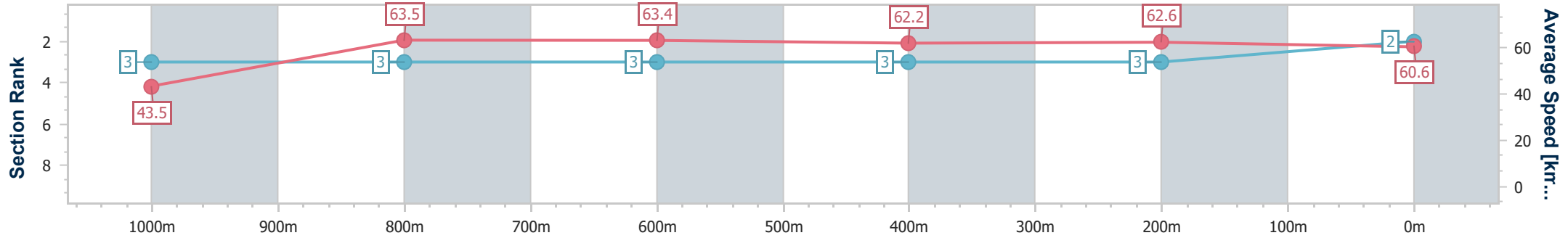
Toowoomba QLD Professional
 Race 2: LIONS TOUCH FOOTBALL CLUB GOLDEN JUBILEE
 BENCHMARK 62 Handicap - 1100m



04 November 2023 - 17:57

Track Rating: Good 4 , Weather: Fine , Rail Position: True Entire

Section	Overall	1000m	800m	600m	400m	200m
Section Times	1:06.22 [2] (0:08.26)	0:57.96 [3] (0:11.46)	0:46.50 [3] (0:11.48)	0:35.02 [3] (0:11.62)	0:23.40 [3] (0:11.54)	0:11.86 [3] (0:11.86)
Average Speed [km/h]	43.5	63.5	63.4	62.2	62.6	60.6
Top Speed [km/h]	60.1	65.2	65.0	64.9	64.0	63.8
Avg. Dist. to Rail [m]	8.2	3.0	3.2	1.4	1.2	2.7
Avg. Stride Freq. [Hz]	2.1	2.4	2.3	2.3	2.4	2.3
Avg. Stride Length [m]	5.8	7.5	7.5	7.5	7.3	7.2



- [] Ranking at each section and finish
- .-.- No data available at this section
- NA No data available



Horse/Jockey Name	Substitution
Final Rank	3
Fastest Section Time (Section)	0:08.47 (Overall)
Top Speed [km/h] (Section)	67.4 (1000m)
Race State	Finished



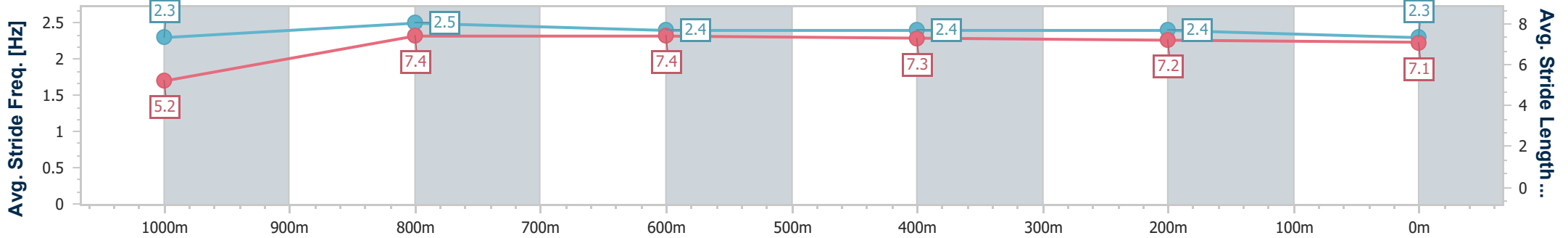
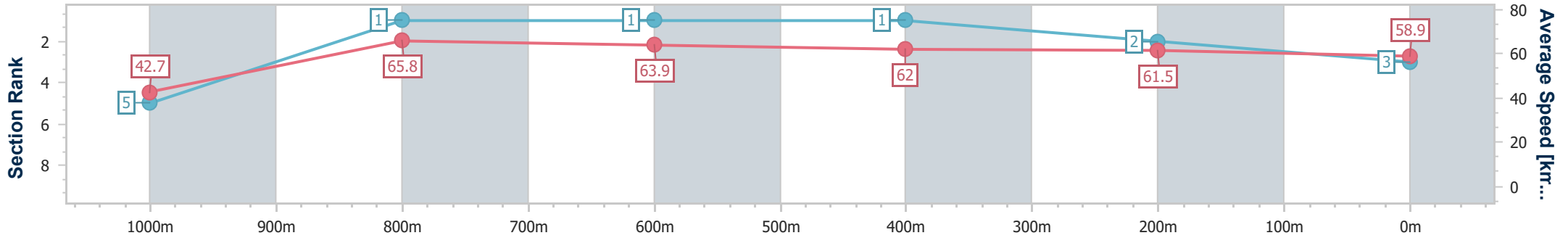
Toowoomba QLD Professional
 Race 2: LIONS TOUCH FOOTBALL CLUB GOLDEN JUBILEE
 BENCHMARK 62 Handicap - 1100m



04 November 2023 - 17:57

Track Rating: Good 4 , Weather: Fine , Rail Position: True Entire

Section	Overall	1000m	800m	600m	400m	200m
Section Times	1:06.38 [3] (0:08.47)	0:57.91 [5] (0:11.00)	0:46.91 [1] (0:11.37)	0:35.54 [1] (0:11.60)	0:23.94 [1] (0:11.75)	0:12.19 [2] (0:12.19)
Average Speed [km/h]	42.7	65.8	63.9	62.0	61.5	58.9
Top Speed [km/h]	60.8	67.4	65.2	63.4	62.5	61.5
Avg. Dist. to Rail [m]	7.0	3.2	2.1	0.8	0.2	0.2
Avg. Stride Freq. [Hz]	2.3	2.5	2.4	2.4	2.4	2.3
Avg. Stride Length [m]	5.2	7.4	7.4	7.3	7.2	7.1



- [] Ranking at each section and finish
- .-.- No data available at this section
- NA No data available



Horse/Jockey Name	Alfa Lily
Final Rank	4
Fastest Section Time (Section)	0:08.36 (Overall)
Top Speed [km/h] (Section)	66.8 (800m)
Race State	Finished



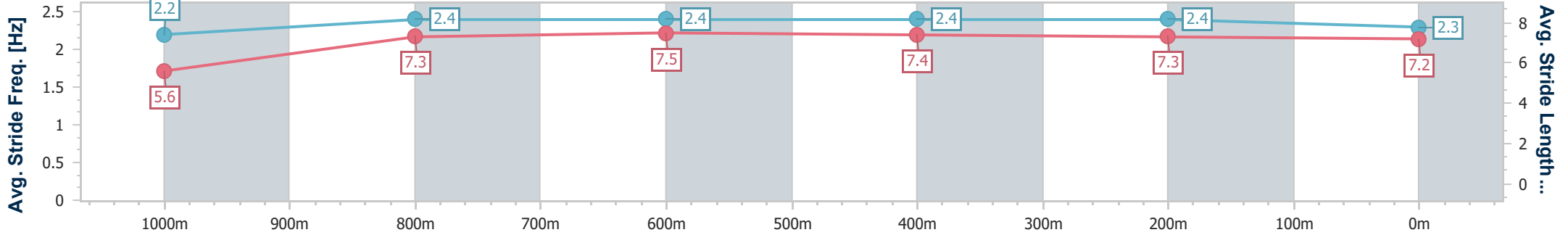
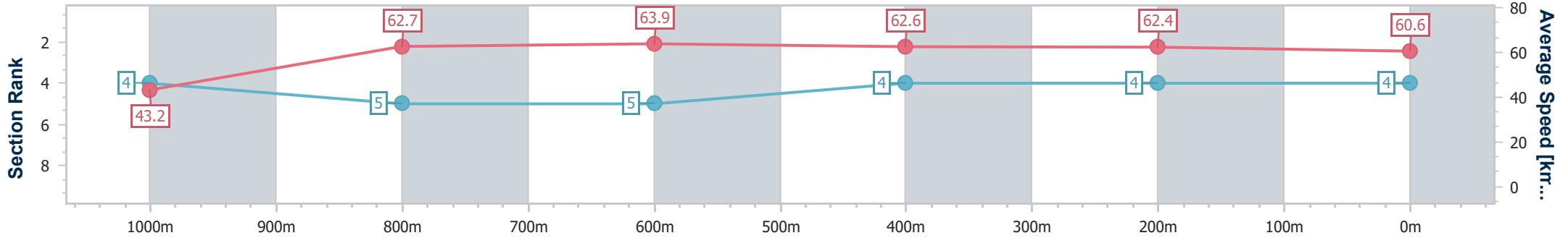
Toowoomba QLD Professional
 Race 2: LIONS TOUCH FOOTBALL CLUB GOLDEN JUBILEE
 BENCHMARK 62 Handicap - 1100m



04 November 2023 - 17:57

Track Rating: Good 4 , Weather: Fine , Rail Position: True Entire

Section	Overall	1000m	800m	600m	400m	200m
Section Times	1:06.46 [4] (0:08.36)	0:58.10 [4] (0:11.60)	0:46.50 [5] (0:11.42)	0:35.08 [5] (0:11.62)	0:23.46 [4] (0:11.61)	0:11.85 [4] (0:11.85)
Average Speed [km/h]	43.2	62.7	63.9	62.6	62.4	60.6
Top Speed [km/h]	58.8	63.7	66.8	64.9	63.6	62.4
Avg. Dist. to Rail [m]	6.8	3.5	3.0	1.9	1.9	2.5
Avg. Stride Freq. [Hz]	2.2	2.4	2.4	2.4	2.4	2.3
Avg. Stride Length [m]	5.6	7.3	7.5	7.4	7.3	7.2



- [] Ranking at each section and finish
- .-.- No data available at this section
- NA No data available



Horse/Jockey Name	Prepotent
Final Rank	5
Fastest Section Time (Section)	0:08.56 (Overall)
Top Speed [km/h] (Section)	65.3 (400m)
Race State	Finished



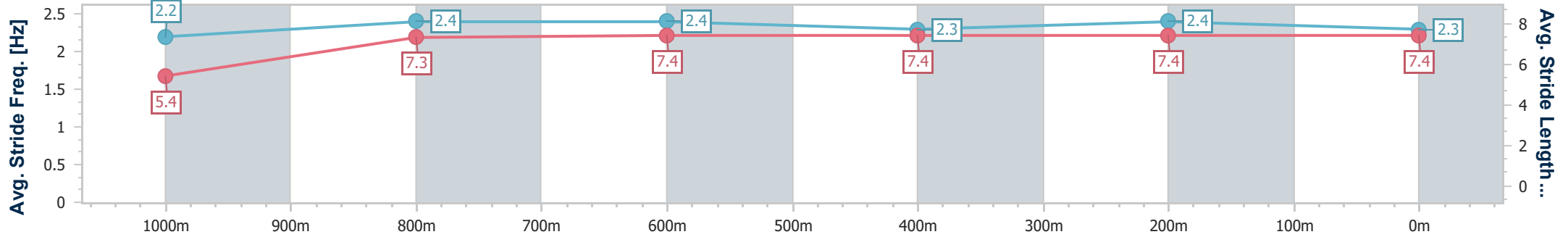
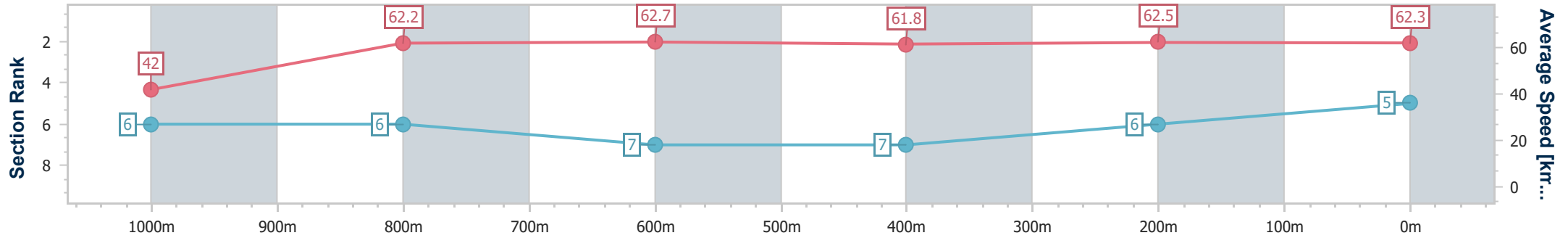
Toowoomba QLD Professional
 Race 2: LIONS TOUCH FOOTBALL CLUB GOLDEN JUBILEE
 BENCHMARK 62 Handicap - 1100m



04 November 2023 - 17:57

Track Rating: Good 4 , Weather: Fine , Rail Position: True Entire

Section	Overall	1000m	800m	600m	400m	200m
Section Times	1:06.49 [5] (0:08.56)	0:57.93 [6] (0:11.55)	0:46.38 [6] (0:11.51)	0:34.87 [7] (0:11.72)	0:23.15 [7] (0:11.58)	0:11.57 [6] (0:11.57)
Average Speed [km/h]	42.0	62.2	62.7	61.8	62.5	62.3
Top Speed [km/h]	60.3	63.6	64.5	64.9	65.3	64.5
Avg. Dist. to Rail [m]	1.1	0.7	1.6	0.8	2.6	3.6
Avg. Stride Freq. [Hz]	2.2	2.4	2.4	2.3	2.4	2.3
Avg. Stride Length [m]	5.4	7.3	7.4	7.4	7.4	7.4



- [] Ranking at each section and finish
- .-.- No data available at this section
- NA No data available



Horse/Jockey Name	Xerri
Final Rank	6
Fastest Section Time (Section)	0:08.22 (Overall)
Top Speed [km/h] (Section)	64.1 (800m)
Race State	Finished



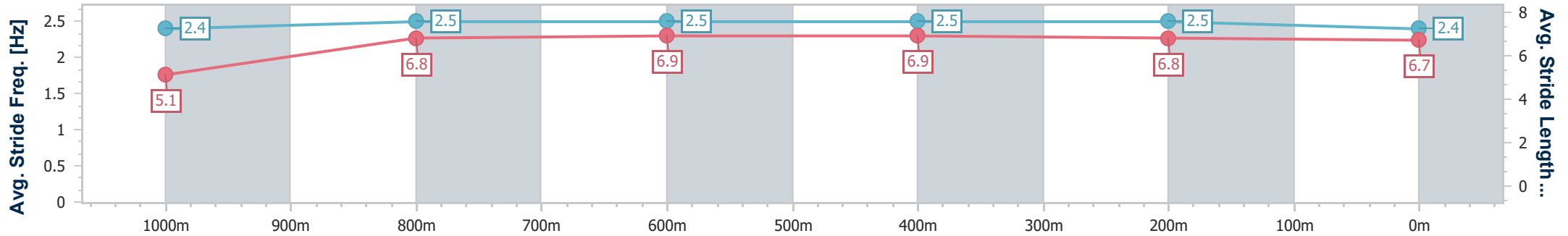
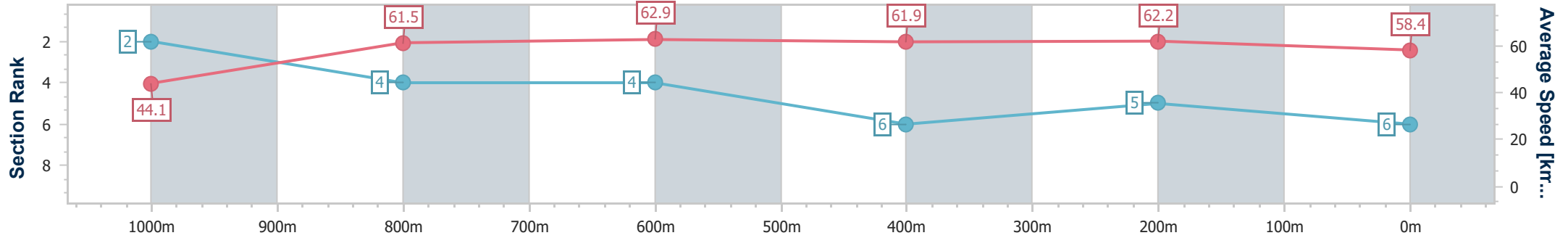
Toowoomba QLD Professional
 Race 2: LIONS TOUCH FOOTBALL CLUB GOLDEN JUBILEE
 BENCHMARK 62 Handicap - 1100m



04 November 2023 - 17:57

Track Rating: Good 4 , Weather: Fine , Rail Position: True Entire

Section	Overall	1000m	800m	600m	400m	200m
Section Times	1:07.03 [6] (0:08.22)	0:58.81 [2] (0:11.69)	0:47.12 [4] (0:11.43)	0:35.69 [4] (0:11.76)	0:23.93 [6] (0:11.61)	0:12.32 [5] (0:12.32)
Average Speed [km/h]	44.1	61.5	62.9	61.9	62.2	58.4
Top Speed [km/h]	60.4	62.8	64.1	64.1	63.5	60.8
Avg. Dist. to Rail [m]	4.3	0.3	0.7	1.9	1.0	2.4
Avg. Stride Freq. [Hz]	2.4	2.5	2.5	2.5	2.5	2.4
Avg. Stride Length [m]	5.1	6.8	6.9	6.9	6.8	6.7



- [] Ranking at each section and finish
- .-.- No data available at this section
- NA No data available



Horse/Jockey Name	Oracolo
Final Rank	7
Fastest Section Time (Section)	0:08.76 (Overall)
Top Speed [km/h] (Section)	66.7 (600m)
Race State	Finished



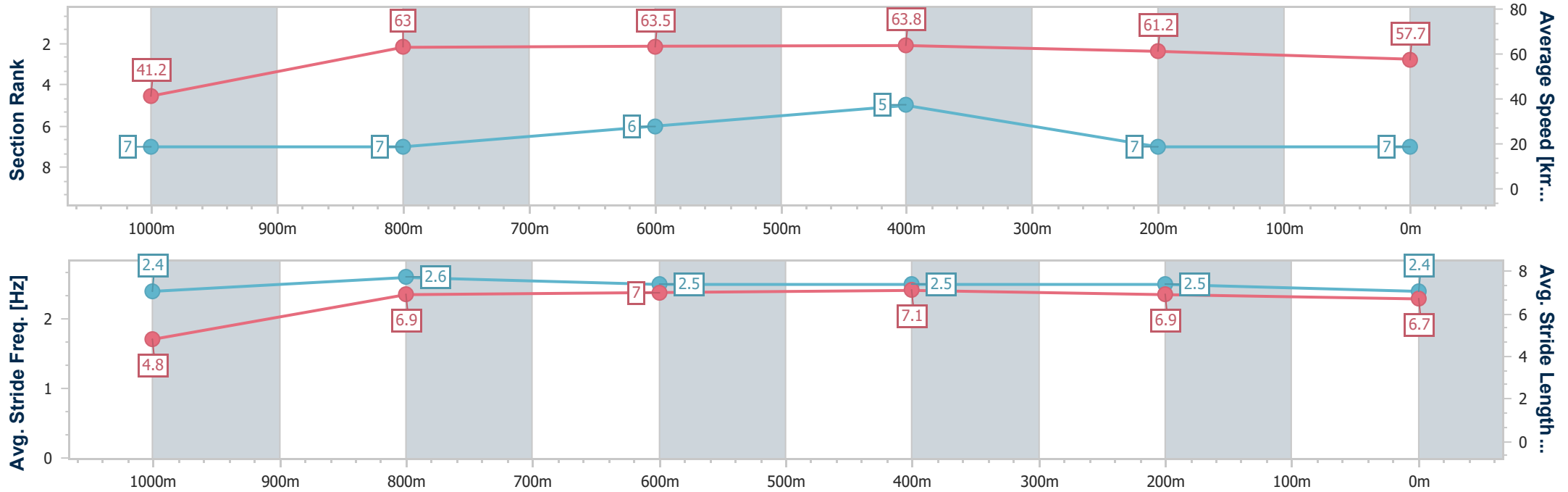
Toowoomba QLD Professional
 Race 2: LIONS TOUCH FOOTBALL CLUB GOLDEN JUBILEE
 BENCHMARK 62 Handicap - 1100m



04 November 2023 - 17:57

Track Rating: Good 4 , Weather: Fine , Rail Position: True Entire

Section	Overall	1000m	800m	600m	400m	200m
Section Times	1:07.55 [7] (0:08.76)	0:58.79 [7] (0:11.47)	0:47.32 [7] (0:11.39)	0:35.93 [6] (0:11.47)	0:24.46 [5] (0:11.96)	0:12.50 [7] (0:12.50)
Average Speed [km/h]	41.2	63.0	63.5	63.8	61.2	57.7
Top Speed [km/h]	59.8	64.8	65.2	66.7	62.4	60.2
Avg. Dist. to Rail [m]	4.3	0.8	2.0	2.9	5.8	5.4
Avg. Stride Freq. [Hz]	2.4	2.6	2.5	2.5	2.5	2.4
Avg. Stride Length [m]	4.8	6.9	7.0	7.1	6.9	6.7



- [] Ranking at each section and finish
- .-.- No data available at this section
- NA No data available