



Toowoomba QLD Professional
Race 1: GLENNIE EQUESTRIAN TEAM BENCHMARK 62 Handicap - 1300m
04 November 2023 - 17:18



Track Rating: Good 4, Weather: Fine, Rail Position: True Entire

Section				Overall	1200m	1000m	800m	600m	400m	Last 600m			
Field Times				1:18.71 (0:08.01)	1:10.70 (0:10.77)	0:59.93 (0:11.48)	0:48.45 (0:11.92)	0:36.53 (0:12.35)	0:24.18 (0:12.15)	0:36.53			
Rank	TAB	Horse/Jockey	Barrier	Top Speed [km/h]	Fastest Section							Distance Travelled [m]	
1	4	UNCOMMON VALOUR Chris Whiteley	1	66.2 1200m	0:08.60 Overall	1:18.71 [1] (0:08.60)	1:10.11 [6] (0:11.04)	0:59.07 [6] (0:11.36)	0:47.71 [6] (0:11.86)	0:35.85 [5] (0:12.14)	0:23.71 [6] (0:11.89)	0:35.85	
2	5	WOWIT'S WILLYWONKA Kenji Yoshida	10	69.6 1200m	0:08.01 Overall	1:18.82 [2] (0:08.01)	1:10.81 [1] (0:10.77)	1:00.04 [1] (0:11.48)	0:48.56 [1] (0:11.92)	0:36.64 [1] (0:12.35)	0:24.29 [1] (0:12.15)	0:36.64	+5
3	6	DAZZLING FLASH Tahlia Fenlon	8	69.3 1200m	0:08.28 Overall	1:19.05 [3] (0:08.28)	1:10.77 [3] (0:10.87)	0:59.90 [4] (0:11.44)	0:48.46 [3] (0:11.94)	0:36.52 [3] (0:12.19)	0:24.33 [3] (0:11.97)	0:36.52	+2
4	1	BOLD HOI HO Anthony Allen	6	69.5 1200m	0:08.30 Overall	1:19.15 [4] (0:08.30)	1:10.85 [4] (0:10.61)	1:00.24 [2] (0:11.48)	0:48.76 [2] (0:12.04)	0:36.72 [2] (0:12.26)	0:24.46 [2] (0:12.14)	0:36.72	-2
5	8	VISUAL ELEMENT Olivia Webb	3	67.2 1200m	0:09.09 Overall	1:19.17 [5] (0:09.09)	1:10.08 [9] (0:10.85)	0:59.23 [8] (0:11.26)	0:47.97 [7] (0:11.77)	0:36.20 [7] (0:12.29)	0:23.91 [8] (0:11.98)	0:36.20	-2
6	10	TOMBOY'S SPIRIT Les Tilley	5	68.2 1200m	0:08.43 Overall	1:19.17 [6] (0:08.43)	1:10.74 [5] (0:10.88)	0:59.86 [5] (0:11.69)	0:48.17 [5] (0:11.90)	0:36.27 [6] (0:12.07)	0:24.20 [5] (0:12.03)	0:36.27	+3
7	2	OUR TOP SHELF Sariah Champkin	11	66.3 1200m	0:08.78 Overall	1:19.19 [7] (0:08.78)	1:10.41 [7] (0:11.05)	0:59.36 [7] (0:11.62)	0:47.74 [8] (0:11.73)	0:36.01 [8] (0:12.03)	0:23.98 [7] (0:12.06)	0:36.01	+2
8	11	BEARHUG Montanna Savva	4	66.7 1200m	0:09.39 Overall	1:19.43 [8] (0:09.39)	1:10.04 [10] (0:10.99)	0:59.05 [10] (0:11.58)	0:47.47 [10] (0:11.85)	0:35.62 [10] (0:11.74)	0:23.88 [9] (0:11.81)	0:35.62	-2
9	9	MARCADA Noriyuki Nishio	2	69.3 1200m	0:08.26 Overall	1:19.53 [9] (0:08.26)	1:11.27 [2] (0:10.77)	1:00.50 [3] (0:11.60)	0:48.90 [4] (0:11.98)	0:36.92 [4] (0:12.18)	0:24.74 [4] (0:12.24)	0:36.92	-1
10	7	EPICURIOUS Gary Geran	7	66.6 1200m	0:08.98 Overall	1:19.55 [10] (0:08.98)	1:10.57 [8] (0:11.09)	0:59.48 [9] (0:11.42)	0:48.06 [9] (0:11.89)	0:36.17 [9] (0:12.17)	0:24.00 [10] (0:11.87)	0:36.17	+1

Scratched: Prepotent (#3), Dragon Pins (#12)

[] Ranking at each section and finish
 -:-:- No data available at this section
 NA No data available

SCN Saddle cloth number
 DNF Did not finish
 DNT Did not track



Toowoomba QLD Professional

Race 1: GLENNIE EQUESTRIAN TEAM BENCHMARK 62 Handicap - 1300m

04 November 2023 - 17:18



Track Rating: Good 4, Weather: Fine, Rail Position: True Entire

Section							200m			Last 600m
Field Times							0:12.03 (0:12.03)			0:36.53
Rank	TAB	Horse/Jockey	Barrier	Top Speed [km/h]	Fastest Section	Margin			Distance Travelled [m]	
1	4	UNCOMMON VALOUR Chris Whiteley	1	66.2 1200m	0:08.60 Overall	0:11.82 [4] (0:11.82)	1:18.71		0:35.85	
2	5	WOWIT'S WILLYWONKA Kenji Yoshida	10	69.6 1200m	0:08.01 Overall	0:12.14 [1] (0:12.14)	0.5L		0:36.64 +5	
3	6	DAZZLING FLASH Tahlia Fenlon	8	69.3 1200m	0:08.28 Overall	0:12.36 [2] (0:12.36)	1.8L		0:36.52 +2	
4	1	BOLD HOI HO Anthony Allen	6	69.5 1200m	0:08.30 Overall	0:12.32 [3] (0:12.32)	2.3L		0:36.72 -2	
5	8	VISUAL ELEMENT Olivia Webb	3	67.2 1200m	0:09.09 Overall	0:11.93 [7] (0:11.93)	2.4L		0:36.20 -2	
6	10	TOMBOY'S SPIRIT Les Tilley	5	68.2 1200m	0:08.43 Overall	0:12.17 [5] (0:12.17)	2.5L		0:36.27 +3	
7	2	OUR TOP SHELF Sariah Champkin	11	66.3 1200m	0:08.78 Overall	0:11.92 [8] (0:11.92)	2.6L		0:36.01 +2	
8	11	BEARHUG Montanna Savva	4	66.7 1200m	0:09.39 Overall	0:12.07 [9] (0:12.07)	3.9L		0:35.62 -2	
9	9	MARCADA Noriyuki Nishio	2	69.3 1200m	0:08.26 Overall	0:12.50 [6] (0:12.50)	4.4L		0:36.92 -1	
10	7	EPICURIOUS Gary Geran	7	66.6 1200m	0:08.98 Overall	0:12.13 [10] (0:12.13)	4.5L		0:36.17 +1	

Scratched: Prepotent (#3), Dragon Pins (#12)

Report Created: Sat 4 November 2023 17:51 GMT+ (Note: Timing is based on position data)

Page 2/12

[] Ranking at each section and finish
 -:-:- No data available at this section
 NA No data available

SCN Saddle cloth number
 DNF Did not finish
 DNT Did not track

data processed by TRIPLESDATA



Horse/Jockey Name	Uncommon Valour
Final Rank	1
Fastest Section Time (Section)	0:08.60 (Overall)
Top Speed [km/h] (Section)	66.2 (1200m)
Race State	Finished



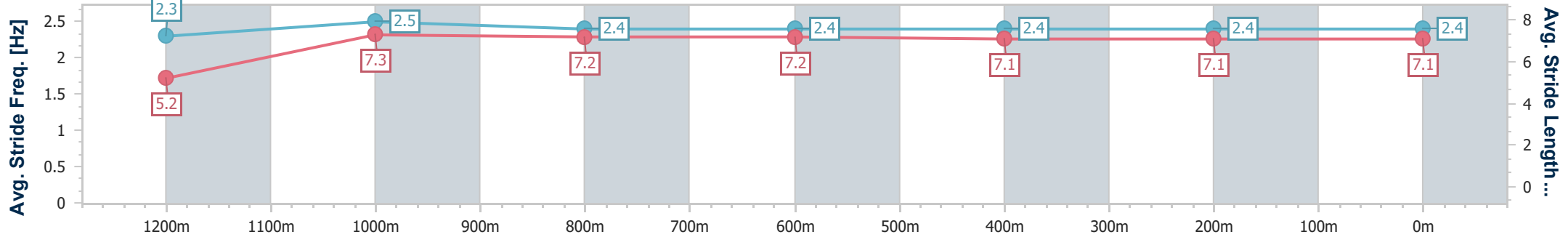
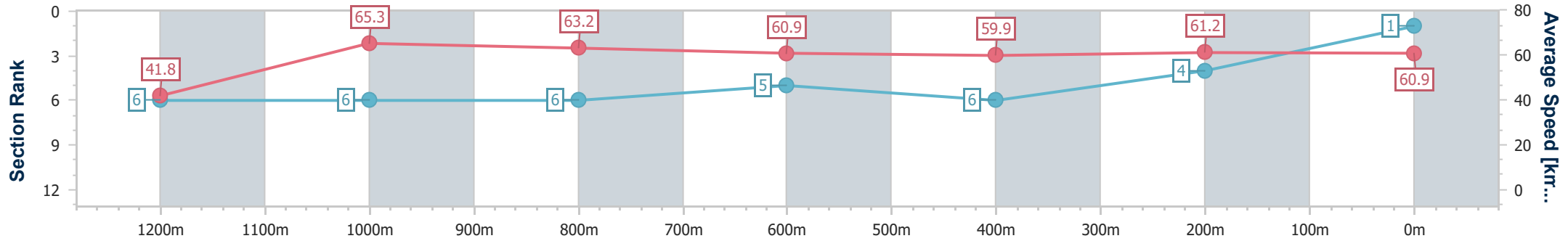
Toowoomba QLD Professional
 Race 1: GLENNIE EQUESTRIAN TEAM BENCHMARK 62
 Handicap - 1300m



04 November 2023 - 17:18

Track Rating: Good 4, Weather: Fine, Rail Position: True Entire

Section	Overall	1200m	1000m	800m	600m	400m	200m
Section Times	1:18.71 [1] (0:08.60)	1:10.11 [6] (0:11.04)	0:59.07 [6] (0:11.36)	0:47.71 [6] (0:11.86)	0:35.85 [5] (0:12.14)	0:23.71 [6] (0:11.89)	0:11.82 [4] (0:11.82)
Average Speed [km/h]	41.8	65.3	63.2	60.9	59.9	61.2	60.9
Top Speed [km/h]	63.0	66.2	65.2	62.1	61.0	62.5	61.8
Avg. Dist. to Rail [m]	0.8	1.6	0.9	1.4	1.5	2.7	2.8
Avg. Stride Freq. [Hz]	2.3	2.5	2.4	2.4	2.4	2.4	2.4
Avg. Stride Length [m]	5.2	7.3	7.2	7.2	7.1	7.1	7.1



- [] Ranking at each section and finish
- .-.- No data available at this section
- NA No data available



Horse/Jockey Name	Wowit's Willywonka
Final Rank	2
Fastest Section Time (Section)	0:08.01 (Overall)
Top Speed [km/h] (Section)	69.6 (1200m)
Race State	Finished



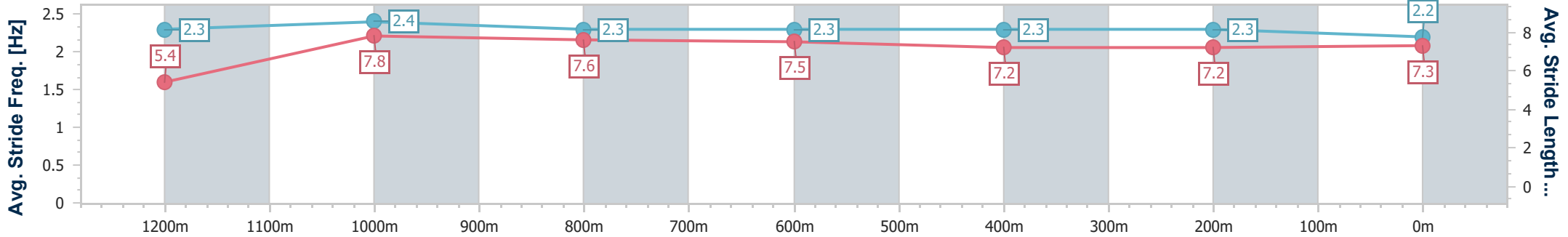
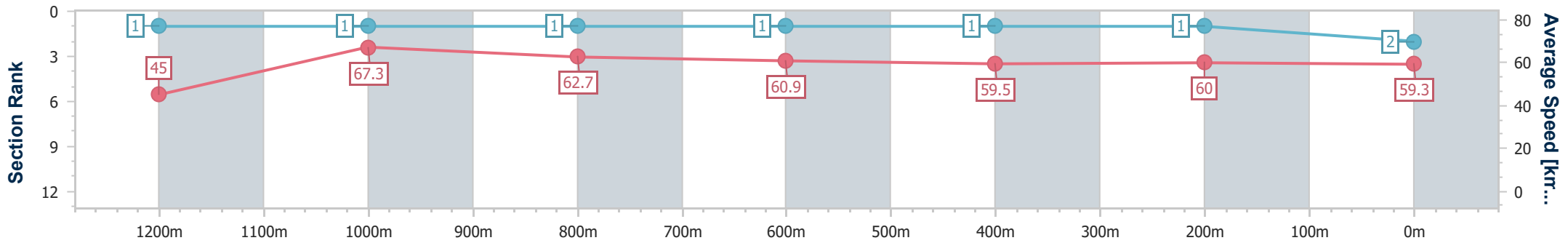
Toowoomba QLD Professional
Race 1: GLENNIE EQUESTRIAN TEAM BENCHMARK 62
Handicap - 1300m



04 November 2023 - 17:18

Track Rating: Good 4, Weather: Fine, Rail Position: True Entire

Section	Overall	1200m	1000m	800m	600m	400m	200m
Section Times	1:18.82 [2] (0:08.01)	1:10.81 [1] (0:10.77)	1:00.04 [1] (0:11.48)	0:48.56 [1] (0:11.92)	0:36.64 [1] (0:12.35)	0:24.29 [1] (0:12.15)	0:12.14 [1] (0:12.14)
Average Speed [km/h]	45.0	67.3	62.7	60.9	59.5	60.0	59.3
Top Speed [km/h]	63.6	69.6	65.2	62.2	60.7	60.8	60.0
Avg. Dist. to Rail [m]	11.1	3.6	0.7	2.2	4.0	3.0	0.8
Avg. Stride Freq. [Hz]	2.3	2.4	2.3	2.3	2.3	2.3	2.2
Avg. Stride Length [m]	5.4	7.8	7.6	7.5	7.2	7.2	7.3



- [] Ranking at each section and finish
- .-.- No data available at this section
- NA No data available



Horse/Jockey Name	Dazzling Flash
Final Rank	3
Fastest Section Time (Section)	0:08.28 (Overall)
Top Speed [km/h] (Section)	69.3 (1200m)
Race State	Finished



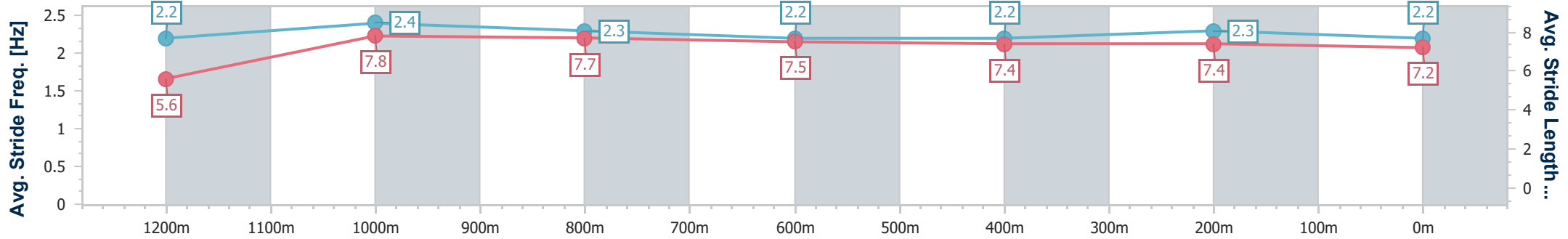
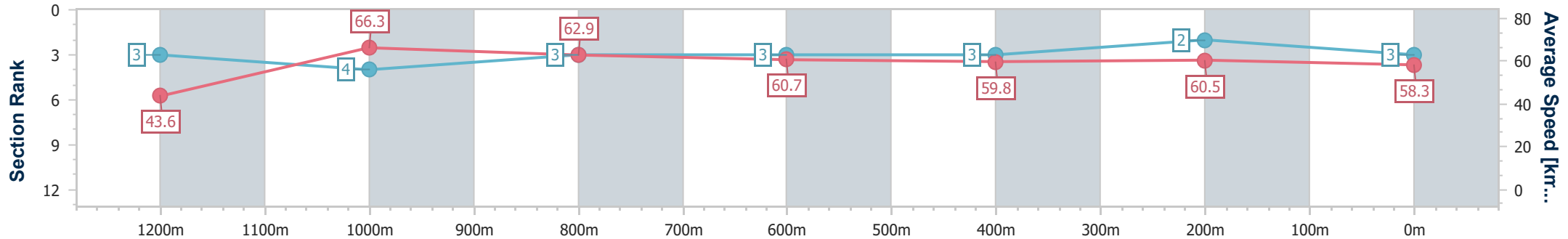
Toowoomba QLD Professional
Race 1: GLENNIE EQUESTRIAN TEAM BENCHMARK 62
Handicap - 1300m



04 November 2023 - 17:18

Track Rating: Good 4, Weather: Fine, Rail Position: True Entire

Section	Overall	1200m	1000m	800m	600m	400m	200m
Section Times	1:19.05 [3] (0:08.28)	1:10.77 [3] (0:10.87)	0:59.90 [4] (0:11.44)	0:48.46 [3] (0:11.94)	0:36.52 [3] (0:12.19)	0:24.33 [3] (0:11.97)	0:12.36 [2] (0:12.36)
Average Speed [km/h]	43.6	66.3	62.9	60.7	59.8	60.5	58.3
Top Speed [km/h]	63.5	69.3	64.7	61.8	60.7	62.0	60.6
Avg. Dist. to Rail [m]	7.5	1.7	0.4	2.0	2.4	2.6	1.3
Avg. Stride Freq. [Hz]	2.2	2.4	2.3	2.2	2.2	2.3	2.2
Avg. Stride Length [m]	5.6	7.8	7.7	7.5	7.4	7.4	7.2



- [] Ranking at each section and finish
- .-.- No data available at this section
- NA No data available



Horse/Jockey Name	Bold Hoi Ho
Final Rank	4
Fastest Section Time (Section)	0:08.30 (Overall)
Top Speed [km/h] (Section)	69.5 (1200m)
Race State	Finished



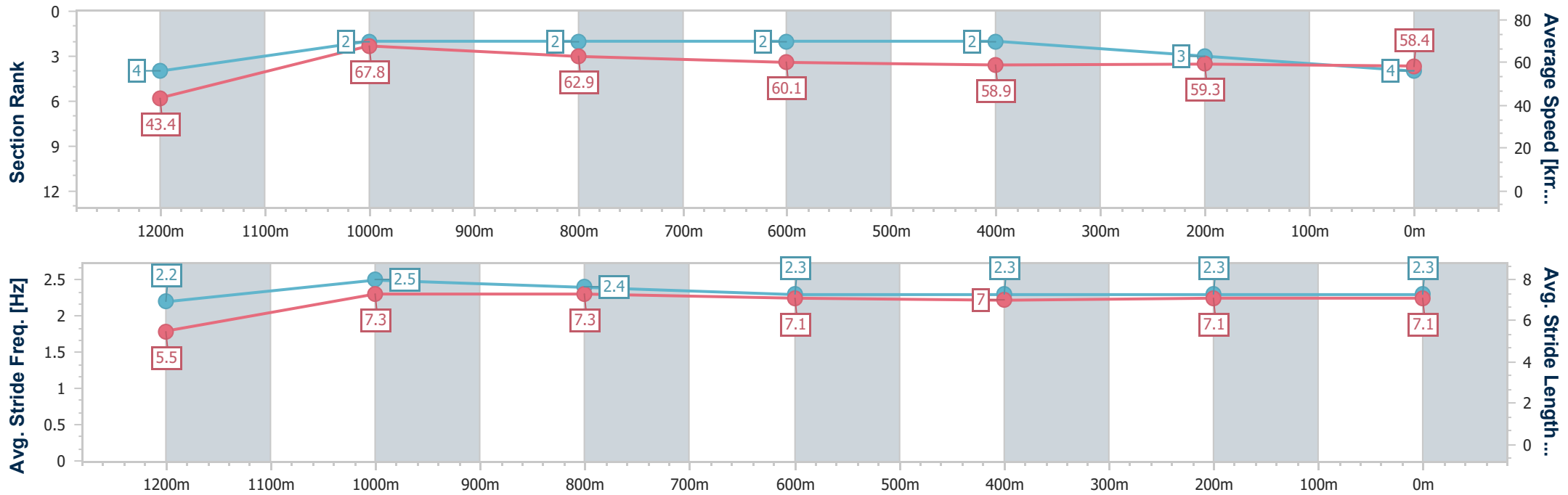
Toowoomba QLD Professional
 Race 1: GLENNIE EQUESTRIAN TEAM BENCHMARK 62
 Handicap - 1300m



04 November 2023 - 17:18

Track Rating: Good 4, Weather: Fine, Rail Position: True Entire

Section	Overall	1200m	1000m	800m	600m	400m	200m
Section Times	1:19.15 [4] (0:08.30)	1:10.85 [4] (0:10.61)	1:00.24 [2] (0:11.48)	0:48.76 [2] (0:12.04)	0:36.72 [2] (0:12.26)	0:24.46 [2] (0:12.14)	0:12.32 [3] (0:12.32)
Average Speed [km/h]	43.4	67.8	62.9	60.1	58.9	59.3	58.4
Top Speed [km/h]	67.0	69.5	66.0	61.4	61.5	59.7	59.6
Avg. Dist. to Rail [m]	8.1	1.5	0.5	1.4	1.0	0.9	0.6
Avg. Stride Freq. [Hz]	2.2	2.5	2.4	2.3	2.3	2.3	2.3
Avg. Stride Length [m]	5.5	7.3	7.3	7.1	7.0	7.1	7.1



- [] Ranking at each section and finish
- .-.- No data available at this section
- NA No data available



Horse/Jockey Name	Visual Element
Final Rank	5
Fastest Section Time (Section)	0:09.09 (Overall)
Top Speed [km/h] (Section)	67.2 (1200m)
Race State	Finished



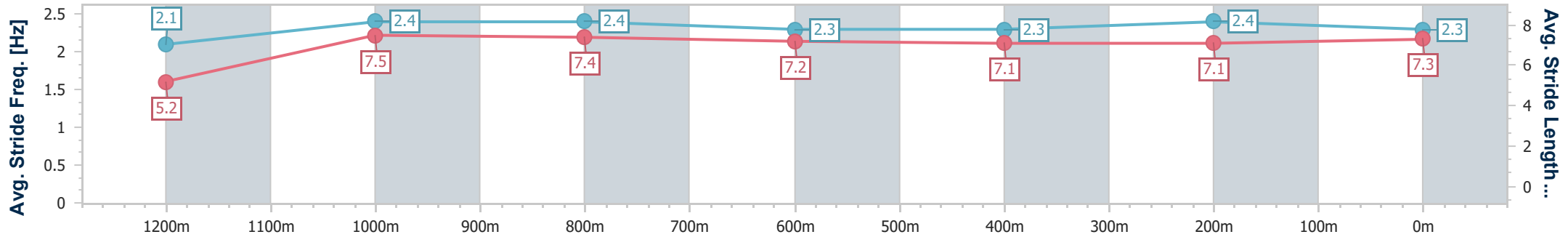
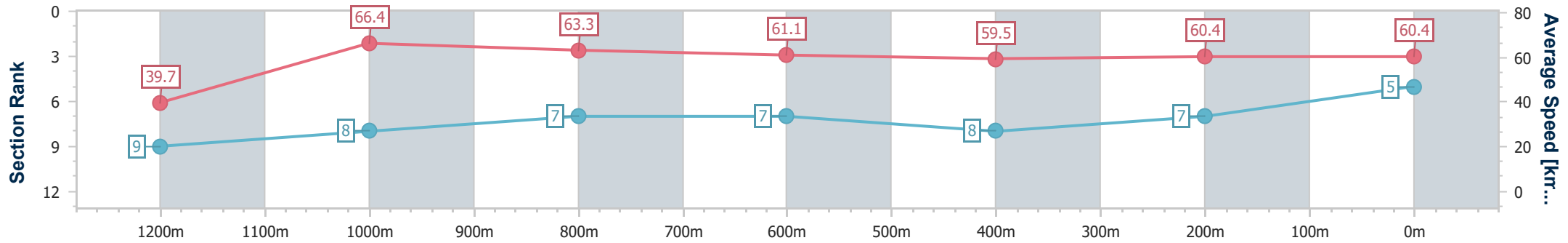
Toowoomba QLD Professional
 Race 1: GLENNIE EQUESTRIAN TEAM BENCHMARK 62
 Handicap - 1300m



04 November 2023 - 17:18

Track Rating: Good 4, Weather: Fine, Rail Position: True Entire

Section	Overall	1200m	1000m	800m	600m	400m	200m
Section Times	1:19.17 [5] (0:09.09)	1:10.08 [9] (0:10.85)	0:59.23 [8] (0:11.26)	0:47.97 [7] (0:11.77)	0:36.20 [7] (0:12.29)	0:23.91 [8] (0:11.98)	0:11.93 [7] (0:11.93)
Average Speed [km/h]	39.7	66.4	63.3	61.1	59.5	60.4	60.4
Top Speed [km/h]	63.8	67.2	65.4	62.5	61.3	61.5	61.0
Avg. Dist. to Rail [m]	2.1	2.0	2.2	0.7	2.7	0.8	0.4
Avg. Stride Freq. [Hz]	2.1	2.4	2.4	2.3	2.3	2.4	2.3
Avg. Stride Length [m]	5.2	7.5	7.4	7.2	7.1	7.1	7.3



- [] Ranking at each section and finish
- .-.- No data available at this section
- NA No data available



Horse/Jockey Name	Tomboy's Spirit
Final Rank	6
Fastest Section Time (Section)	0:08.43 (Overall)
Top Speed [km/h] (Section)	68.2 (1200m)
Race State	Finished



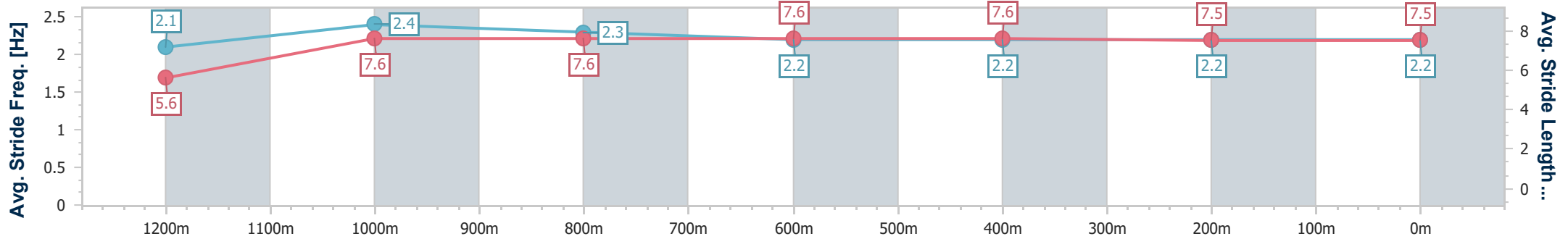
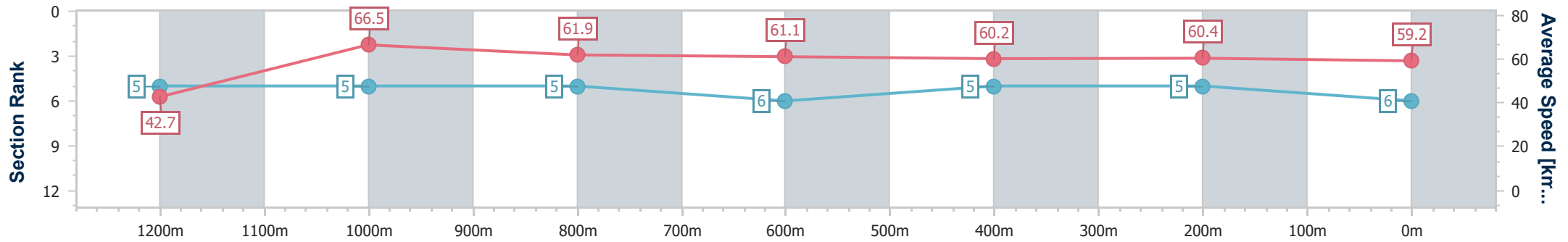
Toowoomba QLD Professional
 Race 1: GLENNIE EQUESTRIAN TEAM BENCHMARK 62
 Handicap - 1300m



04 November 2023 - 17:18

Track Rating: Good 4, Weather: Fine, Rail Position: True Entire

Section	Overall	1200m	1000m	800m	600m	400m	200m
Section Times	1:19.17 [6] (0:08.43)	1:10.74 [5] (0:10.88)	0:59.86 [5] (0:11.69)	0:48.17 [5] (0:11.90)	0:36.27 [6] (0:12.07)	0:24.20 [5] (0:12.03)	0:12.17 [5] (0:12.17)
Average Speed [km/h]	42.7	66.5	61.9	61.1	60.2	60.4	59.2
Top Speed [km/h]	66.5	68.2	64.0	61.9	61.6	61.4	60.6
Avg. Dist. to Rail [m]	7.3	2.8	2.6	2.0	1.8	1.8	1.2
Avg. Stride Freq. [Hz]	2.1	2.4	2.3	2.2	2.2	2.2	2.2
Avg. Stride Length [m]	5.6	7.6	7.6	7.6	7.6	7.5	7.5



- [] Ranking at each section and finish
- .-.- No data available at this section
- NA No data available



Horse/Jockey Name	Our Top Shelf
Final Rank	7
Fastest Section Time (Section)	0:08.78 (Overall)
Top Speed [km/h] (Section)	66.3 (1200m)
Race State	Finished



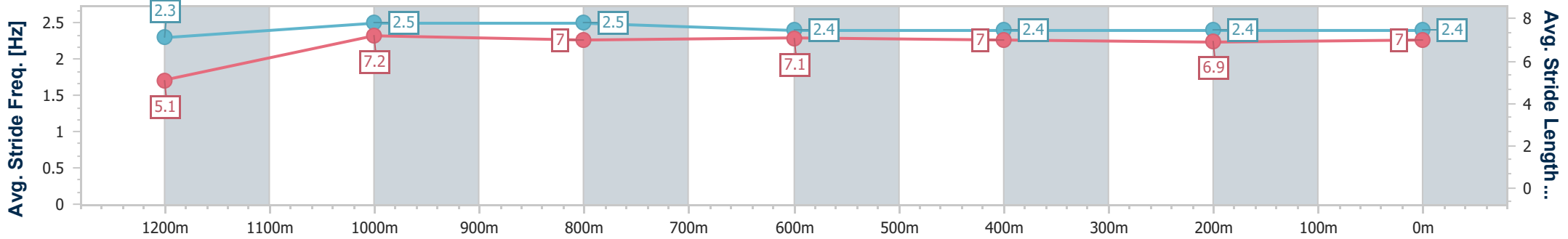
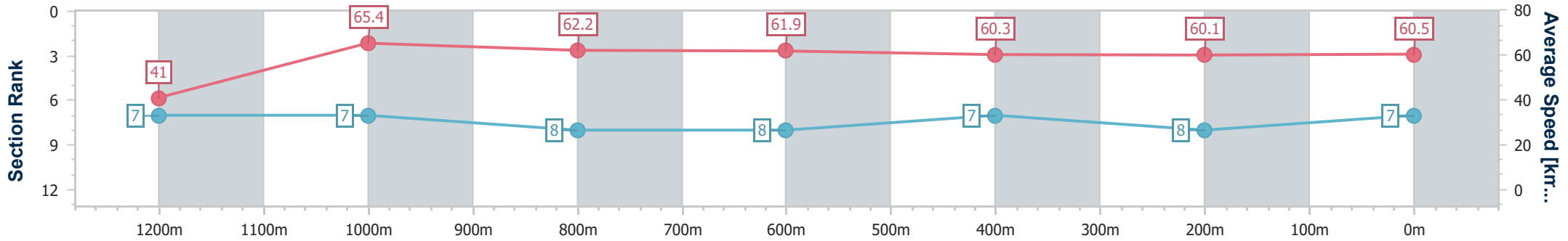
Toowoomba QLD Professional
 Race 1: GLENNIE EQUESTRIAN TEAM BENCHMARK 62
 Handicap - 1300m



04 November 2023 - 17:18

Track Rating: Good 4, Weather: Fine, Rail Position: True Entire

Section	Overall	1200m	1000m	800m	600m	400m	200m
Section Times	1:19.19 [7] (0:08.78)	1:10.41 [7] (0:11.05)	0:59.36 [7] (0:11.62)	0:47.74 [8] (0:11.73)	0:36.01 [8] (0:12.03)	0:23.98 [7] (0:12.06)	0:11.92 [8] (0:11.92)
Average Speed [km/h]	41.0	65.4	62.2	61.9	60.3	60.1	60.5
Top Speed [km/h]	63.5	66.3	64.2	62.5	61.4	61.4	61.8
Avg. Dist. to Rail [m]	10.8	3.4	1.5	1.7	1.9	2.8	5.8
Avg. Stride Freq. [Hz]	2.3	2.5	2.5	2.4	2.4	2.4	2.4
Avg. Stride Length [m]	5.1	7.2	7.0	7.1	7.0	6.9	7.0



- [] Ranking at each section and finish
- .-.- No data available at this section
- NA No data available



Horse/Jockey Name	Bearhug
Final Rank	8
Fastest Section Time (Section)	0:09.39 (Overall)
Top Speed [km/h] (Section)	66.7 (1200m)
Race State	Finished



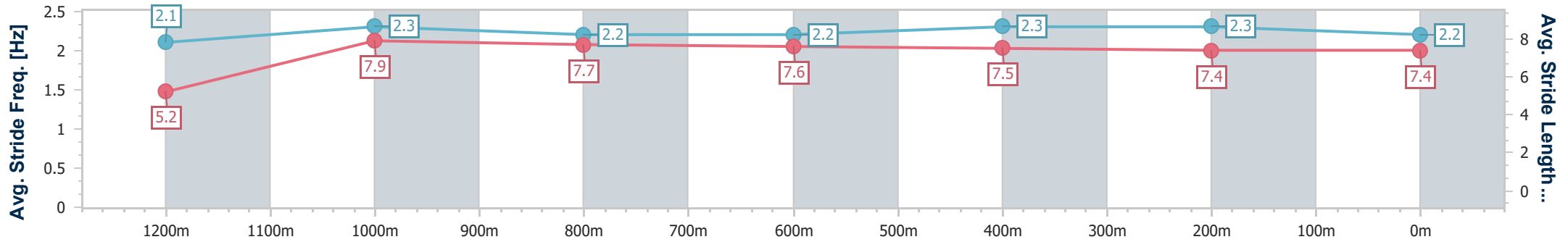
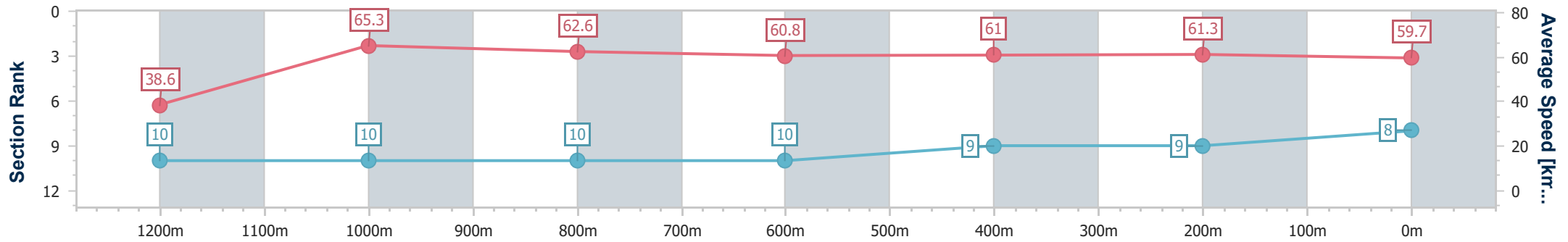
Toowoomba QLD Professional
 Race 1: GLENNIE EQUESTRIAN TEAM BENCHMARK 62
 Handicap - 1300m



04 November 2023 - 17:18

Track Rating: Good 4, Weather: Fine, Rail Position: True Entire

Section	Overall	1200m	1000m	800m	600m	400m	200m
Section Times	1:19.43 [8] (0:09.39)	1:10.04 [10] (0:10.99)	0:59.05 [10] (0:11.58)	0:47.47 [10] (0:11.85)	0:35.62 [10] (0:11.74)	0:23.88 [9] (0:11.81)	0:12.07 [9]
Average Speed [km/h]	38.6	65.3	62.6	60.8	61.0	61.3	59.7
Top Speed [km/h]	63.3	66.7	64.8	61.6	62.4	62.5	61.3
Avg. Dist. to Rail [m]	4.7	1.9	1.3	0.4	0.6	2.8	4.1
Avg. Stride Freq. [Hz]	2.1	2.3	2.2	2.2	2.3	2.3	2.2
Avg. Stride Length [m]	5.2	7.9	7.7	7.6	7.5	7.4	7.4



- [] Ranking at each section and finish
- .-.- No data available at this section
- NA No data available



Horse/Jockey Name	Marcada
Final Rank	9
Fastest Section Time (Section)	0:08.26 (Overall)
Top Speed [km/h] (Section)	69.3 (1200m)
Race State	Finished



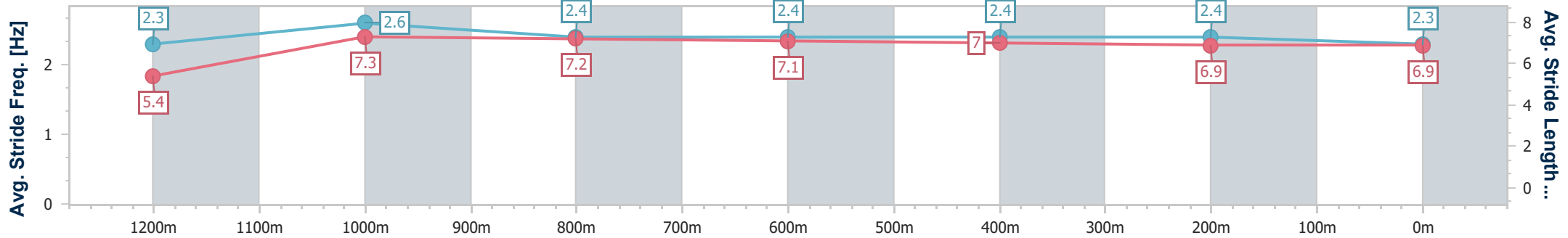
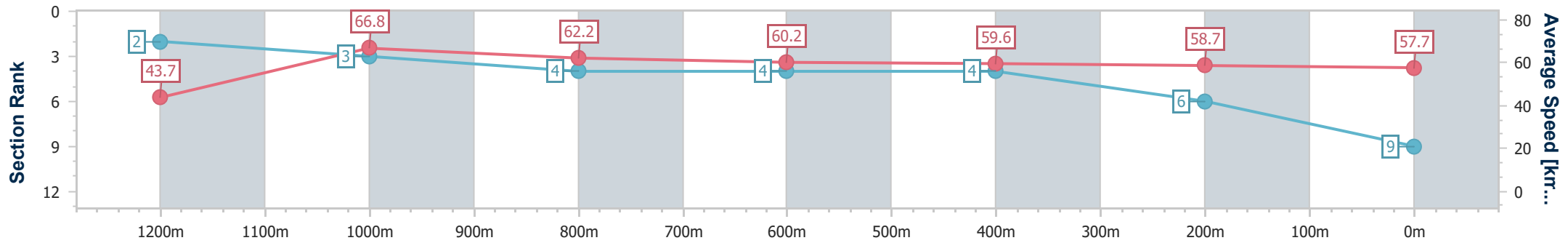
Toowoomba QLD Professional
 Race 1: GLENNIE EQUESTRIAN TEAM BENCHMARK 62
 Handicap - 1300m



04 November 2023 - 17:18

Track Rating: Good 4, Weather: Fine, Rail Position: True Entire

Section	Overall	1200m	1000m	800m	600m	400m	200m
Section Times	1:19.53 [9] (0:08.26)	1:11.27 [2] (0:10.77)	1:00.50 [3] (0:11.60)	0:48.90 [4] (0:11.98)	0:36.92 [4] (0:12.18)	0:24.74 [4] (0:12.24)	0:12.50 [6] (0:12.50)
Average Speed [km/h]	43.7	66.8	62.2	60.2	59.6	58.7	57.7
Top Speed [km/h]	64.9	69.3	64.6	60.8	60.8	59.4	58.8
Avg. Dist. to Rail [m]	3.0	0.9	0.5	1.5	1.0	0.6	0.9
Avg. Stride Freq. [Hz]	2.3	2.6	2.4	2.4	2.4	2.4	2.3
Avg. Stride Length [m]	5.4	7.3	7.2	7.1	7.0	6.9	6.9



- [] Ranking at each section and finish
- .-.- No data available at this section
- NA No data available



Horse/Jockey Name	Epicurious
Final Rank	10
Fastest Section Time (Section)	0:08.98 (Overall)
Top Speed [km/h] (Section)	66.6 (1200m)
Race State	Finished



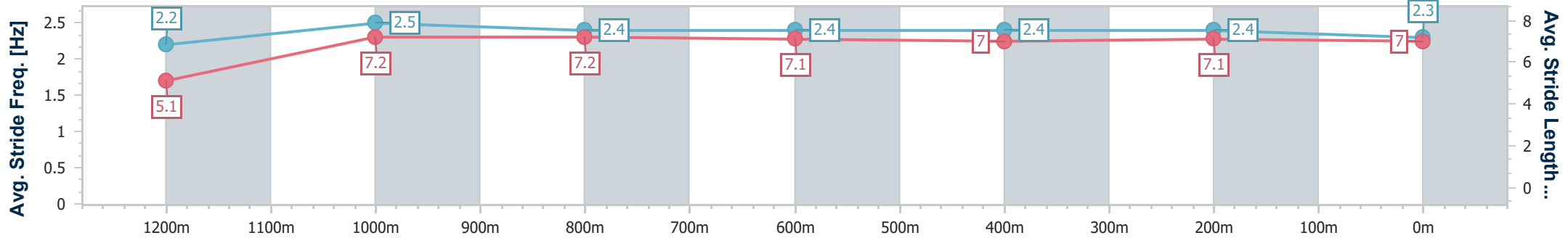
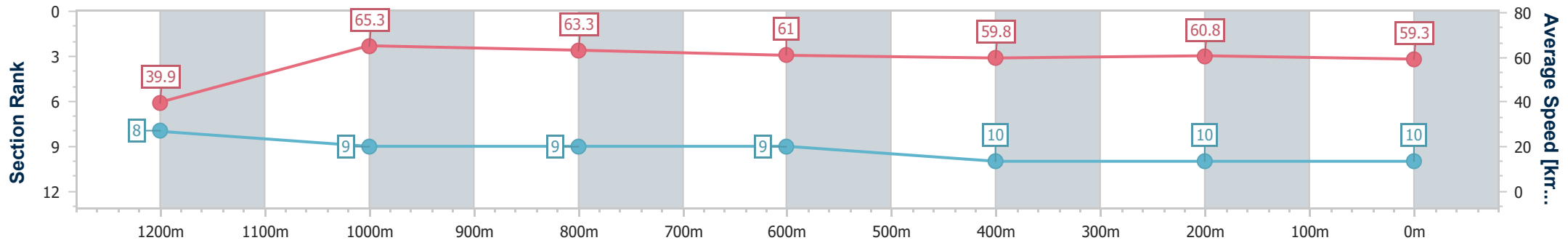
Toowoomba QLD Professional
 Race 1: GLENNIE EQUESTRIAN TEAM BENCHMARK 62
 Handicap - 1300m



04 November 2023 - 17:18

Track Rating: Good 4, Weather: Fine, Rail Position: True Entire

Section	Overall	1200m	1000m	800m	600m	400m	200m
Section Times	1:19.55 [10] (0:08.98)	1:10.57 [8] (0:11.09)	0:59.48 [9] (0:11.42)	0:48.06 [9] (0:11.89)	0:36.17 [9] (0:12.17)	0:24.00 [10] (0:11.87)	0:12.13 [10] (0:12.13)
Average Speed [km/h]	39.9	65.3	63.3	61.0	59.8	60.8	59.3
Top Speed [km/h]	62.0	66.6	65.3	62.3	61.8	62.3	60.7
Avg. Dist. to Rail [m]	7.8	4.6	2.0	2.2	1.5	0.7	1.8
Avg. Stride Freq. [Hz]	2.2	2.5	2.4	2.4	2.4	2.4	2.3
Avg. Stride Length [m]	5.1	7.2	7.2	7.1	7.0	7.1	7.0



- [] Ranking at each section and finish
- .-.- No data available at this section
- NA No data available