



Eagle Farm QLD Professional

Race 9: XXXX BENCHMARK 85 Handicap - 1200m

04 November 2023 - 17:40



BRISBANE
RACING CLUB

Track Rating: Good 4, Weather: Overcast, Rail Position: +5m Entire

Section													
Field Times		Overall	1000m	800m	600m	400m	200m	Last 600m					
		1:10.14 (0:13.46)	0:56.68 (0:10.77)	0:45.91 (0:11.13)	0:34.78 (0:11.48)	0:23.30 (0:11.24)	0:12.06 (0:12.06)	0:34.78					
Rank	TAB Horse/Jockey	Barrier	Top Speed [km/h]	Fastest Section							Margin	Distance Travelled [m]	
1	9 NASHIRA Ben Thompson	9	67.0 400m	0:11.01 800m	1:10.14 [1] (0:13.69)	0:56.45 [4] (0:11.04)	0:45.41 [5] (0:11.01)	0:34.40 [5] (0:11.30)	0:23.10 [5] (0:11.04)	0:12.06 [1] (0:12.06)	1:10.14	0:34.40	
2	1 GO WANDJI Jake Molloy	4	68.6 800m	0:10.91 1000m	1:10.16 [2] (0:14.10)	0:56.06 [8] (0:10.91)	0:45.15 [7] (0:10.96)	0:34.19 [6] (0:11.22)	0:22.97 [6] (0:11.04)	0:11.93 [4] (0:11.93)	0.15L	0:34.19	+5
3	7 LOST IN TRANSIT Ryan Maloney	1	68.9 1000m	0:10.80 1000m	1:10.27 [3] (0:13.46)	0:56.81 [1] (0:10.80)	0:46.01 [2] (0:11.10)	0:34.91 [1] (0:11.57)	0:23.34 [2] (0:11.25)	0:12.09 [2] (0:12.09)	0.75L	0:34.91	+6
4	6 DRIVE A DEEL Martin Harley	11	69.0 600m	0:10.94 800m	1:10.36 [4] (0:14.37)	0:55.99 [9] (0:11.08)	0:44.91 [9] (0:10.94)	0:33.97 [9] (0:10.94)	0:23.03 [7] (0:11.05)	0:11.98 [6] (0:11.98)	1.28L	0:33.97	+7
5	4 STARVIRGO Blake Spriggs	8	68.0 800m	0:10.94 800m	1:10.50 [5] (0:14.10)	0:56.40 [7] (0:11.18)	0:45.22 [8] (0:10.94)	0:34.28 [8] (0:11.23)	0:23.05 [9] (0:11.04)	0:12.01 [7] (0:12.01)	2.12L	0:34.28	+2
6	5 ACROBATIC Taylor Marshall	2	68.0 1000m	0:10.91 1000m	1:10.54 [6] (0:13.52)	0:57.02 [3] (0:10.91)	0:46.11 [3] (0:11.14)	0:34.97 [3] (0:11.42)	0:23.55 [4] (0:11.25)	0:12.30 [5] (0:12.30)	2.37L	0:34.97	+7
7	3 MANHOOD Damien Thornton	3	67.9 1000m	0:10.90 1000m	1:10.79 [7] (0:13.74)	0:57.05 [5] (0:10.90)	0:46.15 [4] (0:10.97)	0:35.18 [4] (0:11.23)	0:23.95 [1] (0:11.37)	0:12.58 [3] (0:12.58)	3.81L	0:35.18	-4
8	10 GENZAI THE WOLF Samantha Collett	7	68.6 1000m	0:11.02 1000m	1:11.27 [8] (0:13.94)	0:57.33 [6] (0:11.02)	0:46.31 [6] (0:11.20)	0:35.11 [7] (0:11.25)	0:23.86 [8] (0:11.37)	0:12.49 [9] (0:12.49)	6.68L	0:35.11	+6
9	2 GREYWORM Kirk Matheson	5	69.1 1000m	0:10.77 1000m	1:11.84 [9] (0:13.46)	0:58.38 [2] (0:10.77)	0:47.61 [1] (0:11.14)	0:36.47 [2] (0:11.56)	0:24.91 [3] (0:11.70)	0:13.21 [8] (0:13.21)	9.99L	0:36.47	+5

Scratched: Light Of Boom (#11), Richon (#8)

[] Ranking at each section and finish
 -:-:- No data available at this section
 NA No data available

SCN Saddle cloth number
 DNF Did not finish
 DNT Did not track



Horse/Jockey Name	Nashira
Final Rank	1
Fastest Section Time (Section)	0:11.01 (800m)
Top Speed [km/h] (Section)	67.0 (400m)
Race State	Finished



Eagle Farm QLD Professional

Race 9: XXXX BENCHMARK 85 Handicap - 1200m

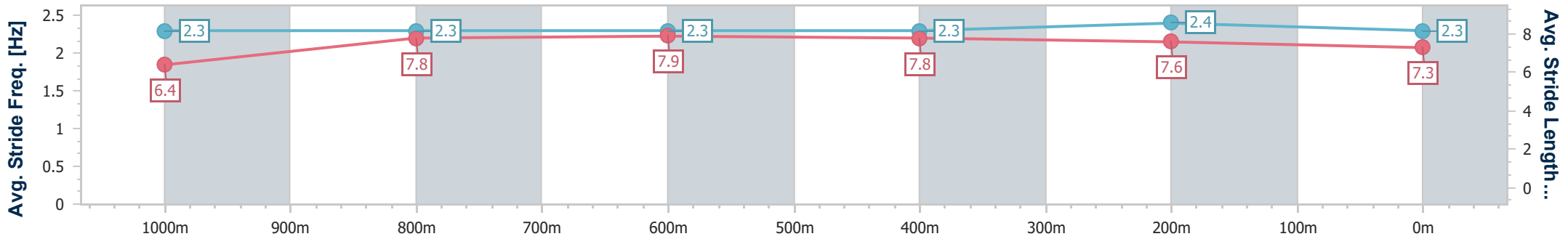
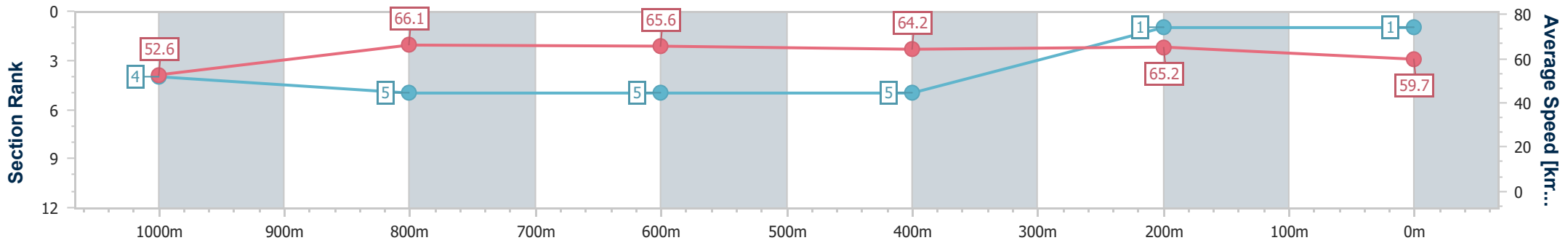
04 November 2023 - 17:40

Track Rating: Good 4, Weather: Overcast, Rail Position: +5m Entire



BRISBANE RACING CLUB

Section	Overall	1000m	800m	600m	400m	200m
Section Times	1:10.14 [1] (0:13.69)	0:56.45 [4] (0:11.04)	0:45.41 [5] (0:11.01)	0:34.40 [5] (0:11.30)	0:23.10 [5] (0:11.04)	0:12.06 [1] (0:12.06)
Average Speed [km/h]	52.6	66.1	65.6	64.2	65.2	59.7
Top Speed [km/h]	66.0	66.6	66.6	65.6	67.0	63.7
Avg. Dist. to Rail [m]	5.8	2.4	1.2	1.4	4.8	3.8
Avg. Stride Freq. [Hz]	2.3	2.3	2.3	2.3	2.4	2.3
Avg. Stride Length [m]	6.4	7.8	7.9	7.8	7.6	7.3



- [] Ranking at each section and finish
- .-.-.- No data available at this section
- NA No data available



Horse/Jockey Name	Go Wandji
Final Rank	2
Fastest Section Time (Section)	0:10.91 (1000m)
Top Speed [km/h] (Section)	68.6 (800m)
Race State	Finished



Eagle Farm QLD Professional

Race 9: XXXX BENCHMARK 85 Handicap - 1200m

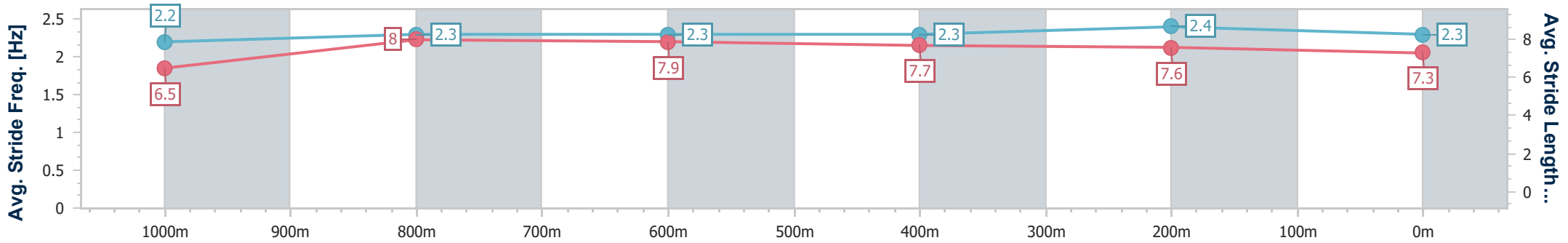
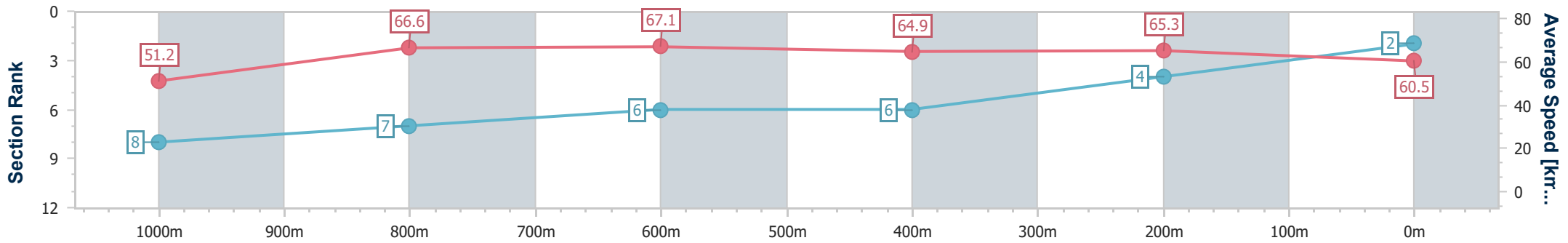
04 November 2023 - 17:40

Track Rating: Good 4, Weather: Overcast, Rail Position: +5m Entire



BRISBANE RACING CLUB

Section	Overall	1000m	800m	600m	400m	200m
Section Times	1:10.16 [2] (0:14.10)	0:56.06 [8] (0:10.91)	0:45.15 [7] (0:10.96)	0:34.19 [6] (0:11.22)	0:22.97 [6] (0:11.04)	0:11.93 [4]
Average Speed [km/h]	51.2	66.6	67.1	64.9	65.3	60.5
Top Speed [km/h]	65.2	68.2	68.6	67.3	67.3	63.8
Avg. Dist. to Rail [m]	2.6	2.0	4.9	2.8	1.2	0.5
Avg. Stride Freq. [Hz]	2.2	2.3	2.3	2.3	2.4	2.3
Avg. Stride Length [m]	6.5	8.0	7.9	7.7	7.6	7.3



- [] Ranking at each section and finish
- .-.- No data available at this section
- NA No data available



Horse/Jockey Name	Lost In Transit
Final Rank	3
Fastest Section Time (Section)	0:10.80 (1000m)
Top Speed [km/h] (Section)	68.9 (1000m)
Race State	Finished



Eagle Farm QLD Professional

Race 9: XXXX BENCHMARK 85 Handicap - 1200m

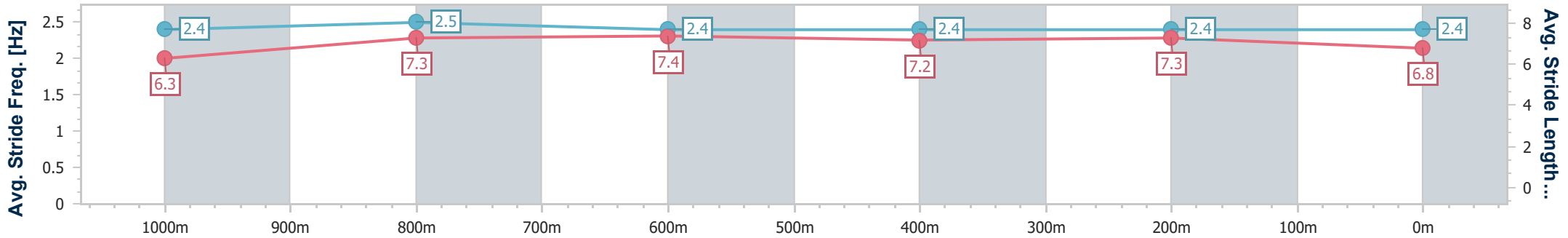
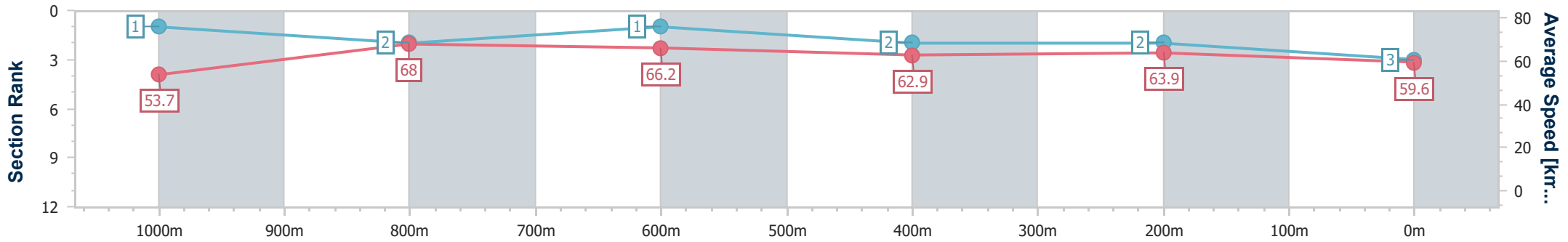
04 November 2023 - 17:40

Track Rating: Good 4, Weather: Overcast, Rail Position: +5m Entire



BRISBANE RACING CLUB

Section	Overall	1000m	800m	600m	400m	200m
Section Times	1:10.27 [3] (0:13.46)	0:56.81 [1] (0:10.80)	0:46.01 [2] (0:11.10)	0:34.91 [1] (0:11.57)	0:23.34 [2] (0:11.25)	0:12.09 [2] (0:12.09)
Average Speed [km/h]	53.7	68.0	66.2	62.9	63.9	59.6
Top Speed [km/h]	66.9	68.9	68.3	64.3	64.5	62.3
Avg. Dist. to Rail [m]	2.1	3.8	4.6	2.0	0.5	2.2
Avg. Stride Freq. [Hz]	2.4	2.5	2.4	2.4	2.4	2.4
Avg. Stride Length [m]	6.3	7.3	7.4	7.2	7.3	6.8



- [] Ranking at each section and finish
- .-.-.- No data available at this section
- NA No data available



Horse/Jockey Name	Drive A Deel
Final Rank	4
Fastest Section Time (Section)	0:10.94 (800m)
Top Speed [km/h] (Section)	69.0 (600m)
Race State	Finished



Eagle Farm QLD Professional

Race 9: XXXX BENCHMARK 85 Handicap - 1200m

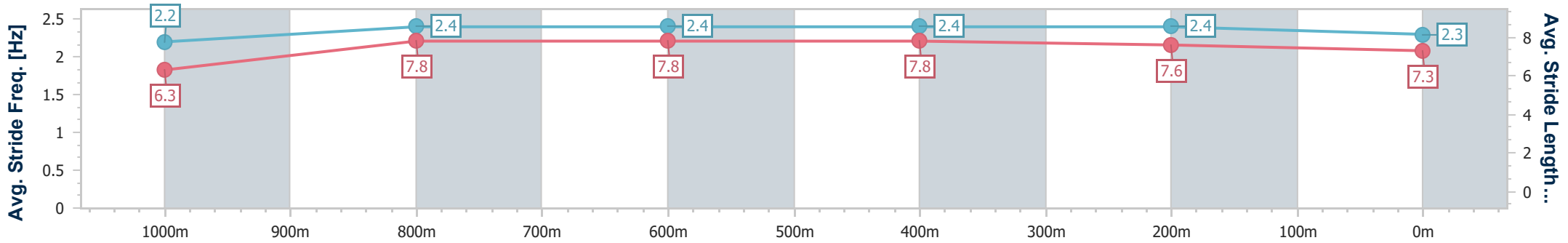
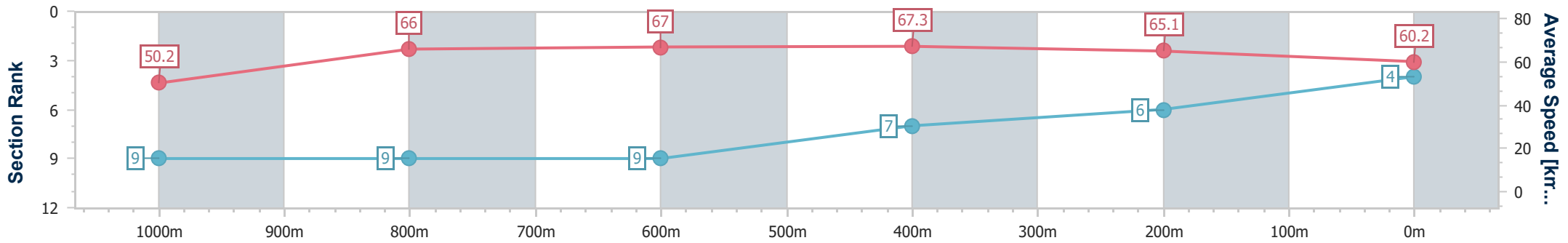
04 November 2023 - 17:40

Track Rating: Good 4, Weather: Overcast, Rail Position: +5m Entire



BRISBANE RACING CLUB

Section	Overall	1000m	800m	600m	400m	200m
Section Times	1:10.36 [4] (0:14.37)	0:55.99 [9] (0:11.08)	0:44.91 [9] (0:10.94)	0:33.97 [9] (0:10.94)	0:23.03 [7] (0:11.05)	0:11.98 [6] (0:11.98)
Average Speed [km/h]	50.2	66.0	67.0	67.3	65.1	60.2
Top Speed [km/h]	64.5	68.3	68.6	69.0	67.6	63.5
Avg. Dist. to Rail [m]	7.2	2.7	5.0	4.3	6.9	6.8
Avg. Stride Freq. [Hz]	2.2	2.4	2.4	2.4	2.4	2.3
Avg. Stride Length [m]	6.3	7.8	7.8	7.8	7.6	7.3



- [] Ranking at each section and finish
- .-.- No data available at this section
- NA No data available



Horse/Jockey Name	Starvirgo
Final Rank	5
Fastest Section Time (Section)	0:10.94 (800m)
Top Speed [km/h] (Section)	68.0 (800m)
Race State	Finished



Eagle Farm QLD Professional

Race 9: XXXX BENCHMARK 85 Handicap - 1200m

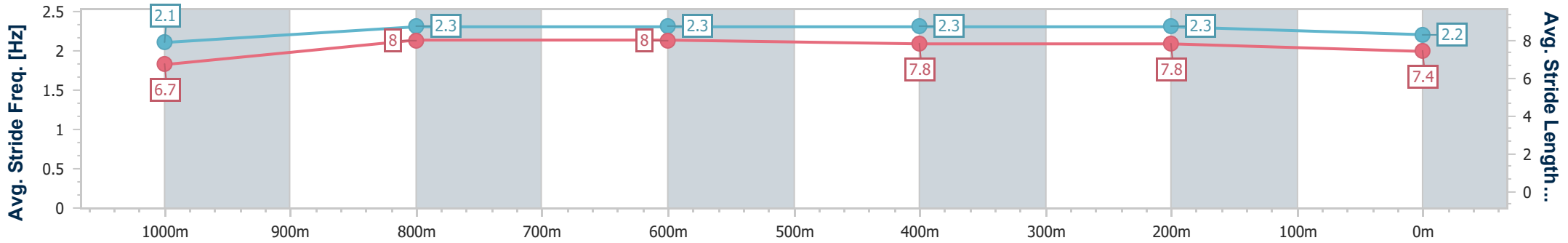
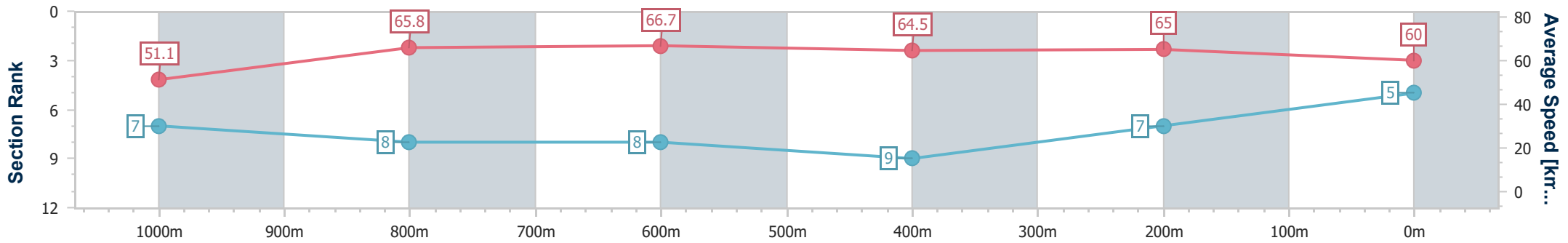
04 November 2023 - 17:40

Track Rating: Good 4, Weather: Overcast, Rail Position: +5m Entire



BRISBANE RACING CLUB

Section	Overall	1000m	800m	600m	400m	200m
Section Times	1:10.50 [5] (0:14.10)	0:56.40 [7] (0:11.18)	0:45.22 [8] (0:10.94)	0:34.28 [8] (0:11.23)	0:23.05 [9] (0:11.04)	0:12.01 [7] (0:12.01)
Average Speed [km/h]	51.1	65.8	66.7	64.5	65.0	60.0
Top Speed [km/h]	66.2	66.8	68.0	66.2	66.7	62.5
Avg. Dist. to Rail [m]	4.4	4.0	3.0	0.4	0.5	0.9
Avg. Stride Freq. [Hz]	2.1	2.3	2.3	2.3	2.3	2.2
Avg. Stride Length [m]	6.7	8.0	8.0	7.8	7.8	7.4



- [] Ranking at each section and finish
- .-.- No data available at this section
- NA No data available



Horse/Jockey Name	Acrobatic
Final Rank	6
Fastest Section Time (Section)	0:10.91 (1000m)
Top Speed [km/h] (Section)	68.0 (1000m)
Race State	Finished



Eagle Farm QLD Professional

Race 9: XXXX BENCHMARK 85 Handicap - 1200m

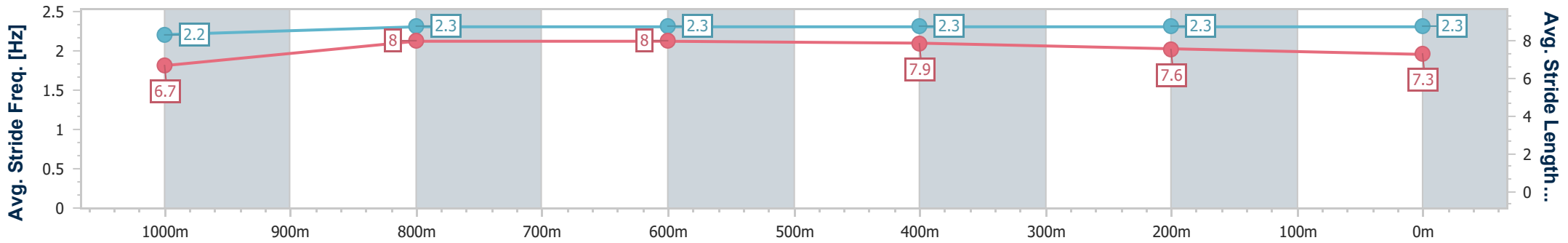
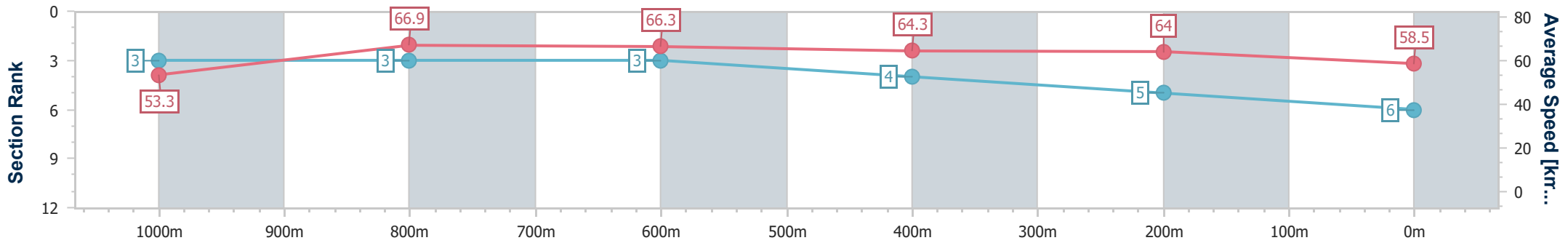
04 November 2023 - 17:40

Track Rating: Good 4, Weather: Overcast, Rail Position: +5m Entire



BRISBANE RACING CLUB

Section	Overall	1000m	800m	600m	400m	200m
Section Times	1:10.54 [6] (0:13.52)	0:57.02 [3] (0:10.91)	0:46.11 [3] (0:11.14)	0:34.97 [3] (0:11.42)	0:23.55 [4] (0:11.25)	0:12.30 [5] (0:12.30)
Average Speed [km/h]	53.3	66.9	66.3	64.3	64.0	58.5
Top Speed [km/h]	66.1	68.0	68.0	65.6	65.8	61.6
Avg. Dist. to Rail [m]	2.3	3.2	5.6	3.9	5.1	3.5
Avg. Stride Freq. [Hz]	2.2	2.3	2.3	2.3	2.3	2.3
Avg. Stride Length [m]	6.7	8.0	8.0	7.9	7.6	7.3



- [] Ranking at each section and finish
- .-.- No data available at this section
- NA No data available



Horse/Jockey Name	Manhood
Final Rank	7
Fastest Section Time (Section)	0:10.90 (1000m)
Top Speed [km/h] (Section)	67.9 (1000m)
Race State	Finished



Eagle Farm QLD Professional

Race 9: XXXX BENCHMARK 85 Handicap - 1200m

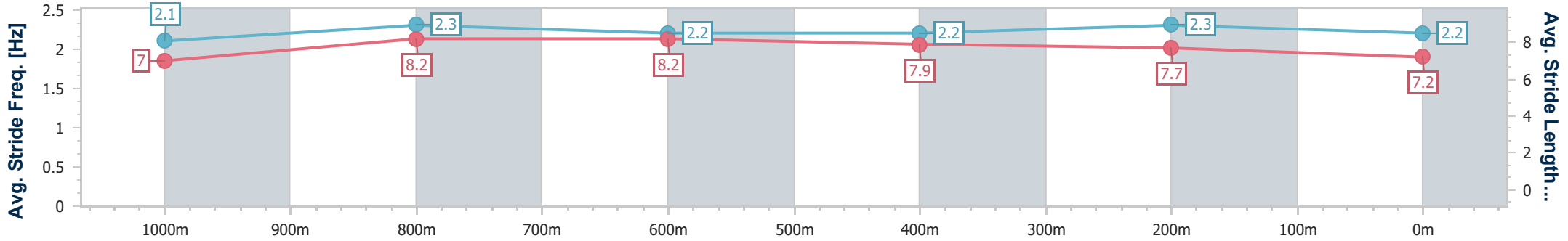
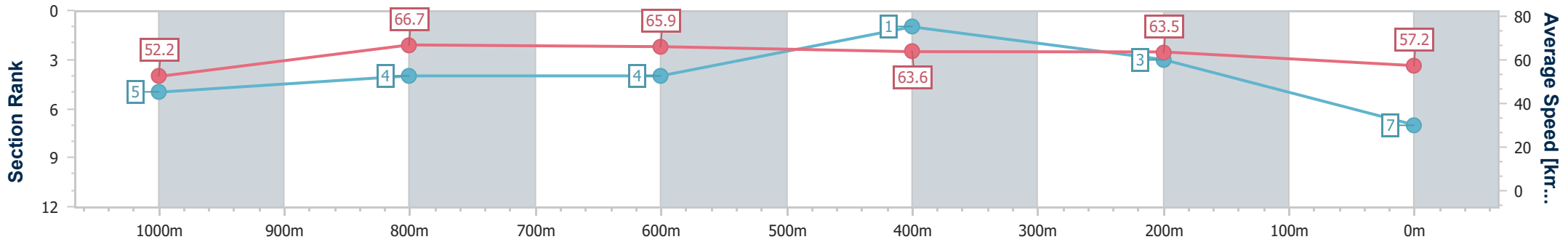
04 November 2023 - 17:40

Track Rating: Good 4, Weather: Overcast, Rail Position: +5m Entire



BRISBANE RACING CLUB

Section	Overall	1000m	800m	600m	400m	200m
Section Times	1:10.79 [7] (0:13.74)	0:57.05 [5] (0:10.90)	0:46.15 [4] (0:10.97)	0:35.18 [4] (0:11.23)	0:23.95 [1] (0:11.37)	0:12.58 [3] (0:12.58)
Average Speed [km/h]	52.2	66.7	65.9	63.6	63.5	57.2
Top Speed [km/h]	66.5	67.9	67.5	64.4	64.8	61.4
Avg. Dist. to Rail [m]	2.0	1.6	0.6	1.0	0.5	1.2
Avg. Stride Freq. [Hz]	2.1	2.3	2.2	2.2	2.3	2.2
Avg. Stride Length [m]	7.0	8.2	8.2	7.9	7.7	7.2



- [] Ranking at each section and finish
- .-.- No data available at this section
- NA No data available



Horse/Jockey Name	Genzai The Wolf
Final Rank	8
Fastest Section Time (Section)	0:11.02 (1000m)
Top Speed [km/h] (Section)	68.6 (1000m)
Race State	Finished



Eagle Farm QLD Professional

Race 9: XXXX BENCHMARK 85 Handicap - 1200m

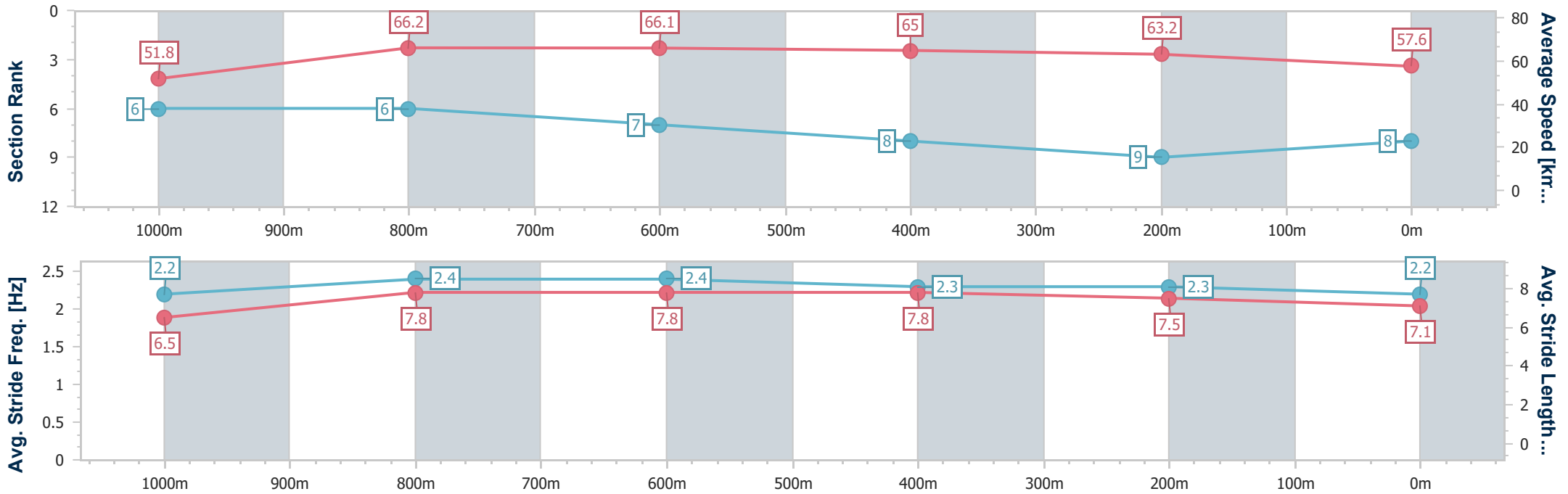
04 November 2023 - 17:40

Track Rating: Good 4, Weather: Overcast, Rail Position: +5m Entire



BRISBANE RACING CLUB

Section	Overall	1000m	800m	600m	400m	200m
Section Times	1:11.27 [8] (0:13.94)	0:57.33 [6] (0:11.02)	0:46.31 [6] (0:11.20)	0:35.11 [7] (0:11.25)	0:23.86 [8] (0:11.37)	0:12.49 [9] (0:12.49)
Average Speed [km/h]	51.8	66.2	66.1	65.0	63.2	57.6
Top Speed [km/h]	65.2	68.6	67.2	66.1	66.0	61.2
Avg. Dist. to Rail [m]	4.1	2.5	5.9	3.0	5.8	7.4
Avg. Stride Freq. [Hz]	2.2	2.4	2.4	2.3	2.3	2.2
Avg. Stride Length [m]	6.5	7.8	7.8	7.8	7.5	7.1



- [] Ranking at each section and finish
- .-.- No data available at this section
- NA No data available



Horse/Jockey Name	Greyworm
Final Rank	9
Fastest Section Time (Section)	0:10.77 (1000m)
Top Speed [km/h] (Section)	69.1 (1000m)
Race State	Finished



Eagle Farm QLD Professional

Race 9: XXXX BENCHMARK 85 Handicap - 1200m

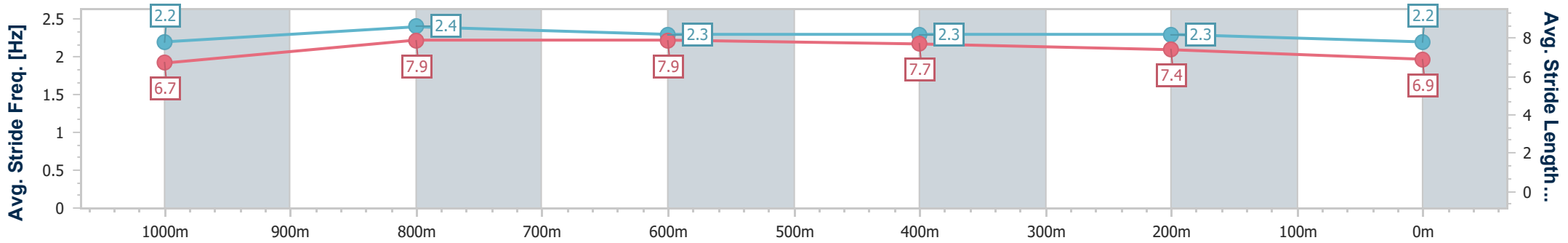
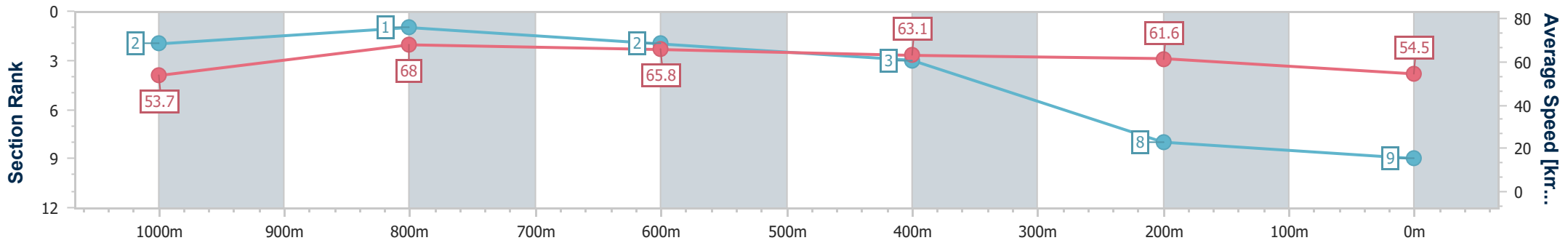
04 November 2023 - 17:40

Track Rating: Good 4, Weather: Overcast, Rail Position: +5m Entire



BRISBANE RACING CLUB

Section	Overall	1000m	800m	600m	400m	200m
Section Times	1:11.84 [9] (0:13.46)	0:58.38 [2] (0:10.77)	0:47.61 [1] (0:11.14)	0:36.47 [2] (0:11.56)	0:24.91 [3] (0:11.70)	0:13.21 [8] (0:13.21)
Average Speed [km/h]	53.7	68.0	65.8	63.1	61.6	54.5
Top Speed [km/h]	68.4	69.1	68.2	64.8	65.3	57.8
Avg. Dist. to Rail [m]	4.3	3.7	3.7	2.7	2.4	1.5
Avg. Stride Freq. [Hz]	2.2	2.4	2.3	2.3	2.3	2.2
Avg. Stride Length [m]	6.7	7.9	7.9	7.7	7.4	6.9



- [] Ranking at each section and finish
- .-.- No data available at this section
- NA No data available