



Eagle Farm QLD Professional

Race 7: CHANNEL 7 BENCHMARK 68 Handicap - 1600m

04 November 2023 - 16:30



BRISBANE
RACING CLUB

Track Rating: Good 4, Weather: Overcast, Rail Position: +5m Entire

Section														
Field Times	Overall	1400m	1200m	1000m	800m	600m	400m	Last 600m						
	1:35.56 (0:13.38)	1:22.18 (0:11.19)	1:10.99 (0:11.29)	0:59.70 (0:12.19)	0:47.51 (0:12.32)	0:35.19 (0:11.57)	0:23.62 (0:11.46)	0:35.19						
Rank	TAB	Horse/Jockey	Barrier	Top Speed [km/h]	Fastest Section	Overall	1400m	1200m	1000m	800m	600m	400m	Last 600m	Distance Travelled [m]
1	6	TENZING Ben Thompson	2	64.9 1400m	0:11.22 1400m	1:35.56 [1] (0:13.61)	1:21.95 [4] (0:11.22)	1:10.73 [5] (0:11.43)	0:59.30 [4] (0:12.05)	0:47.25 [2] (0:12.10)	0:35.15 [2] (0:11.69)	0:23.46 [3] (0:11.30)	0:35.15	
2	11	FLEUR DU MONDE Damien Thornton	7	67.3 Overall	0:11.19 1400m	1:35.64 [2] (0:13.38)	1:22.26 [1] (0:11.19)	1:11.07 [1] (0:11.59)	0:59.48 [2] (0:12.15)	0:47.33 [3] (0:12.15)	0:35.18 [3] (0:11.56)	0:23.62 [2] (0:11.38)	0:35.18	+2
3	3	OUTBURST Justin Stanley	1	64.6 Overall	0:11.30 1400m	1:36.00 [3] (0:13.78)	1:22.22 [6] (0:11.30)	1:10.92 [6] (0:11.49)	0:59.43 [6] (0:12.08)	0:47.35 [5] (0:12.00)	0:35.35 [5] (0:11.62)	0:23.73 [4] (0:11.50)	0:35.35	-3
4	7	COLLEAGUES Ryan Maloney	9	65.4 400m	0:11.32 400m	1:36.01 [4] (0:14.11)	1:21.90 [9] (0:11.34)	1:10.56 [9] (0:11.51)	0:59.05 [9] (0:11.92)	0:47.13 [8] (0:11.95)	0:35.18 [7] (0:11.58)	0:23.60 [6] (0:11.32)	0:35.18	-3
5	4	POETIC DRAMA Cejay Graham	8	66.0 400m	0:11.26 400m	1:36.09 [5] (0:13.86)	1:22.23 [7] (0:11.32)	1:10.91 [8] (0:11.68)	0:59.23 [8] (0:12.28)	0:46.95 [9] (0:12.04)	0:34.91 [10] (0:11.44)	0:23.47 [9] (0:11.26)	0:34.91	+8
6	9	ESKY Mark Du Plessis	3	65.3 400m	0:11.24 1400m	1:36.10 [6] (0:13.94)	1:22.16 [8] (0:11.24)	1:10.92 [7] (0:11.58)	0:59.34 [7] (0:12.09)	0:47.25 [7] (0:12.09)	0:35.16 [8] (0:11.58)	0:23.58 [7] (0:11.36)	0:35.16	+0
7	1	THE CATCH Jake Molloy	11	66.7 1400m	0:11.06 1400m	1:36.17 [7] (0:13.57)	1:22.60 [3] (0:11.06)	1:11.54 [3] (0:11.23)	1:00.31 [1] (0:12.19)	0:48.12 [1] (0:12.32)	0:35.80 [1] (0:11.57)	0:24.23 [1] (0:11.59)	0:35.80	+2
8	5	FINSCEAL Robbie Dolan	12	65.4 1400m	0:11.24 1400m	1:36.51 [8] (0:14.37)	1:22.14 [10] (0:11.24)	1:10.90 [10] (0:11.60)	0:59.30 [10] (0:12.12)	0:47.18 [10] (0:11.81)	0:35.37 [9] (0:11.58)	0:23.79 [10] (0:11.45)	0:35.37	-2
9	8	MIDNIGHT RAMBLER Jim Byrne	6	65.3 1400m	0:11.18 1400m	1:36.82 [9] (0:13.64)	1:23.18 [5] (0:11.18)	1:12.00 [4] (0:11.62)	1:00.38 [5] (0:12.22)	0:48.16 [6] (0:12.15)	0:36.01 [6] (0:11.72)	0:24.29 [8] (0:11.69)	0:36.01	+8
10	10	BELLE TYCOON Georgina Cartwright	10	65.7 Overall	0:11.20 1400m	1:36.84 [10] (0:13.39)	1:23.45 [2] (0:11.20)	1:12.25 [2] (0:11.58)	1:00.67 [3] (0:12.22)	0:48.45 [4] (0:12.12)	0:36.33 [4] (0:11.87)	0:24.46 [5] (0:11.66)	0:36.33	+3

Scratched: Spiele (#12), Bonded Affair (#13), Calm Seeker (#2)

[] Ranking at each section and finish
 -:-:- No data available at this section
 NA No data available

SCN Saddle cloth number
 DNF Did not finish
 DNT Did not track



Eagle Farm QLD Professional

Race 7: CHANNEL 7 BENCHMARK 68 Handicap - 1600m

04 November 2023 - 16:30



BRISBANE
RACING CLUB

Track Rating: Good 4, Weather: Overcast, Rail Position: +5m Entire

Section							200m			Last 600m
Field Times							0:12.16			0:35.19
Rank	TAB	Horse/Jockey	Barrier	Top Speed [km/h]	Fastest Section	Margin				Distance Travelled [m]
1	6	TENZING Ben Thompson	2	64.9 1400m	0:11.22 1400m	0:12.16 [1] (0:12.16)	1:35.56		0:35.15	
2	11	FLEUR DU MONDE Damien Thornton	7	67.3 Overall	0:11.19 1400m	0:12.24 [2] (0:12.24)	0.42L		0:35.18	+2
3	3	OUTBURST Justin Stanley	1	64.6 Overall	0:11.30 1400m	0:12.23 [5] (0:12.23)	2.58L		0:35.35	-3
4	7	COLLEAGUES Ryan Maloney	9	65.4 400m	0:11.32 400m	0:12.28 [4] (0:12.28)	2.63L		0:35.18	-3
5	4	POETIC DRAMA Cejay Graham	8	66.0 400m	0:11.26 400m	0:12.21 [6] (0:12.21)	3.1L		0:34.91	+8
6	9	ESKY Mark Du Plessis	3	65.3 400m	0:11.24 1400m	0:12.22 [7] (0:12.22)	3.13L		0:35.16	+0
7	1	THE CATCH Jake Molloy	11	66.7 1400m	0:11.06 1400m	0:12.64 [3] (0:12.64)	3.58L		0:35.80	+2
8	5	FINSCEAL Robbie Dolan	12	65.4 1400m	0:11.24 1400m	0:12.34 [9] (0:12.34)	5.58L		0:35.37	-2
9	8	MIDNIGHT RAMBLER Jim Byrne	6	65.3 1400m	0:11.18 1400m	0:12.60 [10] (0:12.60)	7.37L		0:36.01	+8
10	10	BELLE TYCOON Georgina Cartwright	10	65.7 Overall	0:11.20 1400m	0:12.80 [8] (0:12.80)	7.49L		0:36.33	+3

Scratched: Spiele (#12), Bonded Affair (#13), Calm Seeker (#2)

[] Ranking at each section and finish
 -:-:- No data available at this section
 NA No data available

SCN Saddle cloth number
 DNF Did not finish
 DNT Did not track



Horse/Jockey Name	Tenzing
Final Rank	1
Fastest Section Time (Section)	0:11.22 (1400m)
Top Speed [km/h] (Section)	64.9 (1400m)
Race State	Finished



Eagle Farm QLD Professional

Race 7: CHANNEL 7 BENCHMARK 68 Handicap - 1600m

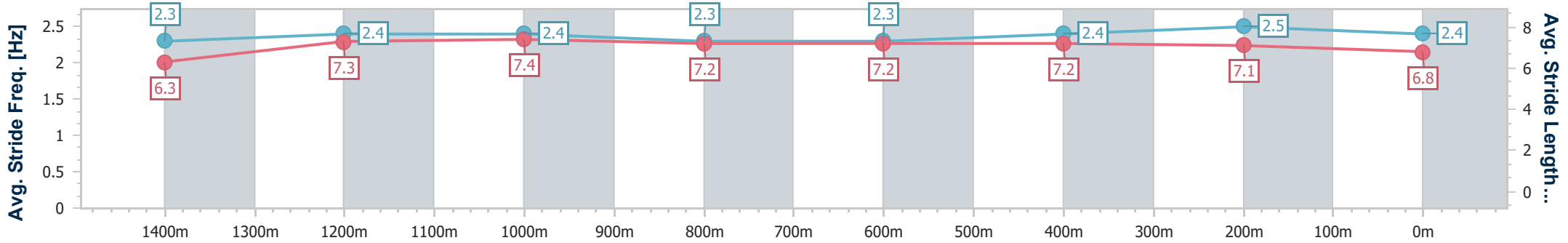
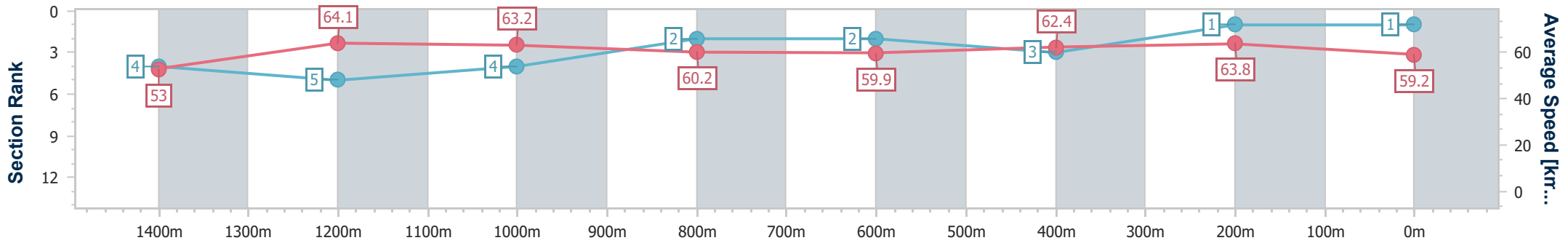
04 November 2023 - 16:30

Track Rating: Good 4, Weather: Overcast, Rail Position: +5m Entire



BRISBANE RACING CLUB

Section	Overall	1400m	1200m	1000m	800m	600m	400m	200m
Section Times	1:35.56 [1] (0:13.61)	1:21.95 [4] (0:11.22)	1:10.73 [5] (0:11.43)	0:59.30 [4] (0:12.05)	0:47.25 [2] (0:12.10)	0:35.15 [2] (0:11.69)	0:23.46 [3] (0:11.30)	0:12.16 [1] (0:12.16)
Average Speed [km/h]	53.0	64.1	63.2	60.2	59.9	62.4	63.8	59.2
Top Speed [km/h]	64.8	64.9	64.6	61.3	60.5	64.1	64.7	63.0
Avg. Dist. to Rail [m]	6.2	0.8	1.0	1.6	1.8	2.4	4.1	5.1
Avg. Stride Freq. [Hz]	2.3	2.4	2.4	2.3	2.3	2.4	2.5	2.4
Avg. Stride Length [m]	6.3	7.3	7.4	7.2	7.2	7.2	7.1	6.8



- [] Ranking at each section and finish
- .-.- No data available at this section
- NA No data available



Horse/Jockey Name	Fleur Du Monde
Final Rank	2
Fastest Section Time (Section)	0:11.19 (1400m)
Top Speed [km/h] (Section)	67.3 (Overall)
Race State	Finished



Eagle Farm QLD Professional

Race 7: CHANNEL 7 BENCHMARK 68 Handicap - 1600m

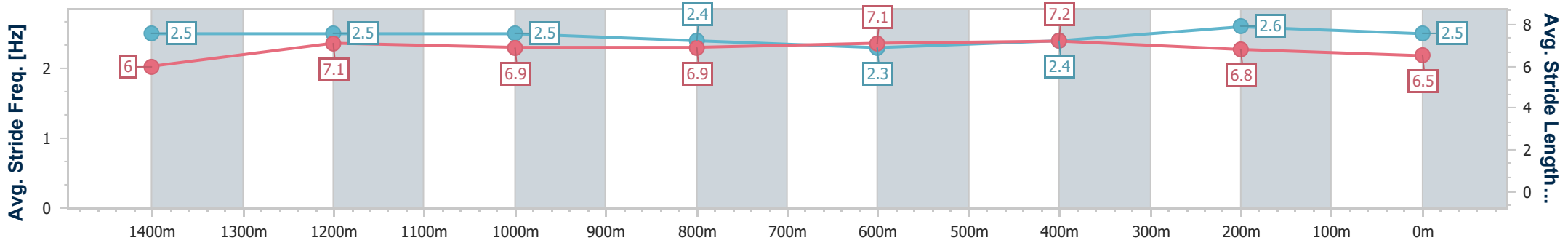
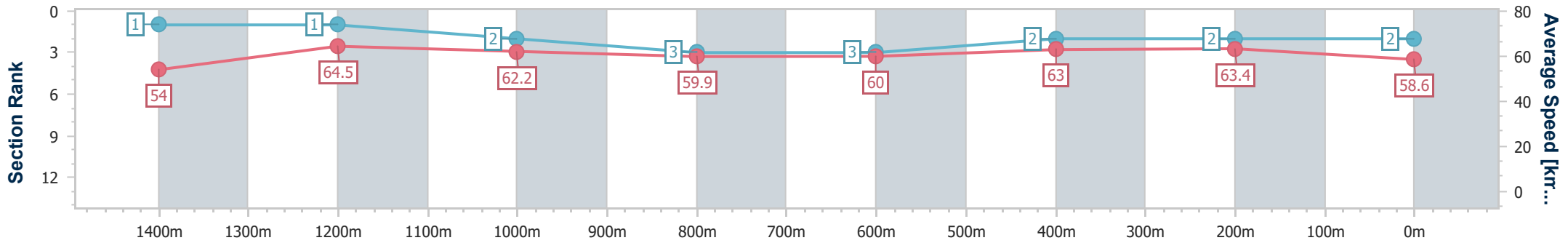
04 November 2023 - 16:30

Track Rating: Good 4, Weather: Overcast, Rail Position: +5m Entire



BRISBANE RACING CLUB

Section	Overall	1400m	1200m	1000m	800m	600m	400m	200m
Section Times	1:35.64 [2] (0:13.38)	1:22.26 [1] (0:11.19)	1:11.07 [1] (0:11.59)	0:59.48 [2] (0:12.15)	0:47.33 [3] (0:12.15)	0:35.18 [3] (0:11.56)	0:23.62 [2] (0:11.38)	0:12.24 [2] (0:12.24)
Average Speed [km/h]	54.0	64.5	62.2	59.9	60.0	63.0	63.4	58.6
Top Speed [km/h]	67.3	66.2	63.4	61.6	61.1	64.4	64.4	61.6
Avg. Dist. to Rail [m]	8.9	1.7	2.6	2.2	2.7	2.7	3.9	3.3
Avg. Stride Freq. [Hz]	2.5	2.5	2.5	2.4	2.3	2.4	2.6	2.5
Avg. Stride Length [m]	6.0	7.1	6.9	6.9	7.1	7.2	6.8	6.5



- [] Ranking at each section and finish
- .-.- No data available at this section
- NA No data available



Horse/Jockey Name	Outburst
Final Rank	3
Fastest Section Time (Section)	0:11.30 (1400m)
Top Speed [km/h] (Section)	64.6 (Overall)
Race State	Finished



Eagle Farm QLD Professional

Race 7: CHANNEL 7 BENCHMARK 68 Handicap - 1600m

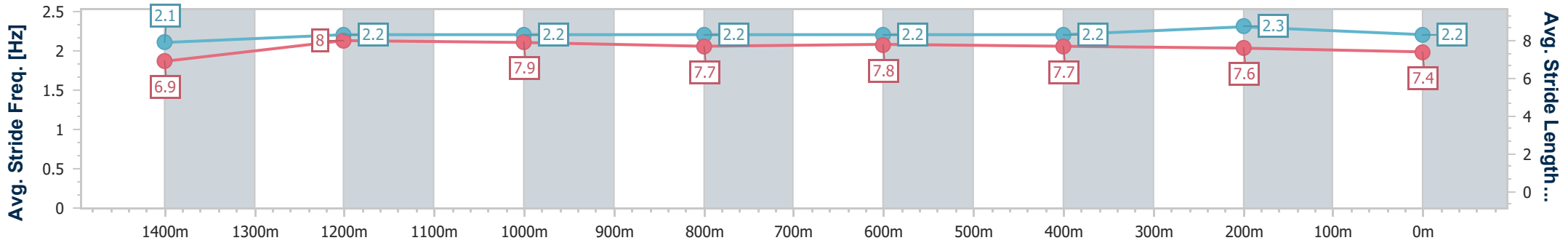
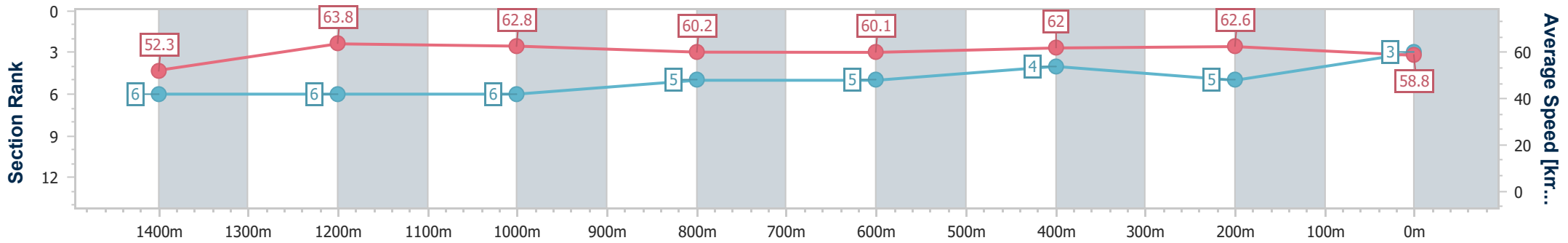
04 November 2023 - 16:30

Track Rating: Good 4, Weather: Overcast, Rail Position: +5m Entire



BRISBANE RACING CLUB

Section	Overall	1400m	1200m	1000m	800m	600m	400m	200m
Section Times	1:36.00 [3] (0:13.78)	1:22.22 [6] (0:11.30)	1:10.92 [6] (0:11.49)	0:59.43 [6] (0:12.08)	0:47.35 [5] (0:12.00)	0:35.35 [5] (0:11.62)	0:23.73 [4] (0:11.50)	0:12.23 [5]
Average Speed [km/h]	52.3	63.8	62.8	60.2	60.1	62.0	62.6	58.8
Top Speed [km/h]	64.6	64.5	63.2	61.5	60.6	63.5	63.1	61.6
Avg. Dist. to Rail [m]	6.0	1.6	1.7	1.4	0.6	0.6	3.5	5.0
Avg. Stride Freq. [Hz]	2.1	2.2	2.2	2.2	2.2	2.2	2.3	2.2
Avg. Stride Length [m]	6.9	8.0	7.9	7.7	7.8	7.7	7.6	7.4



- [] Ranking at each section and finish
- .-.- No data available at this section
- NA No data available



Horse/Jockey Name	Colleagues
Final Rank	4
Fastest Section Time (Section)	0:11.32 (400m)
Top Speed [km/h] (Section)	65.4 (400m)
Race State	Finished



Eagle Farm QLD Professional

Race 7: CHANNEL 7 BENCHMARK 68 Handicap - 1600m

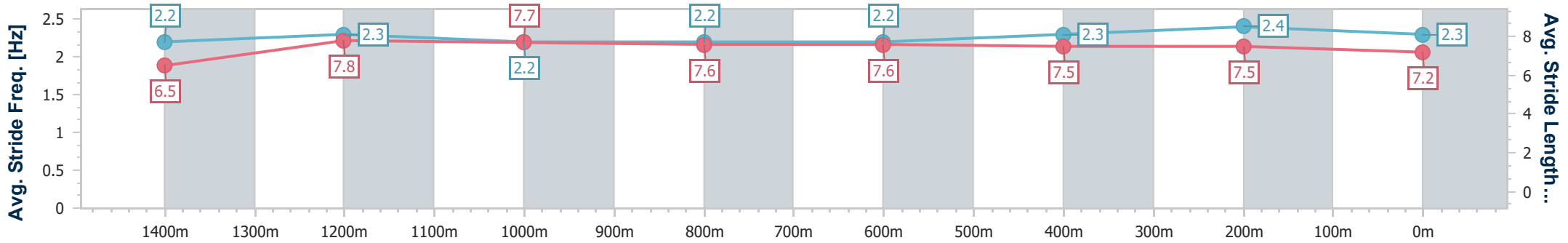
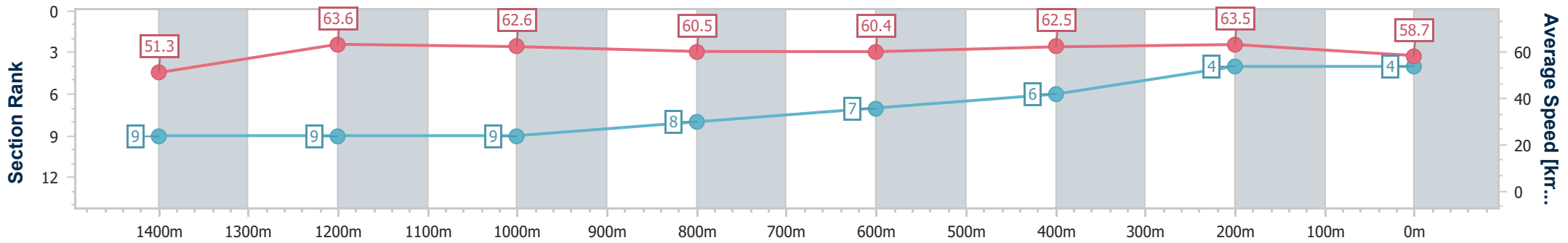
04 November 2023 - 16:30

Track Rating: Good 4, Weather: Overcast, Rail Position: +5m Entire



BRISBANE RACING CLUB

Section	Overall	1400m	1200m	1000m	800m	600m	400m	200m
Section Times	1:36.01 [4] (0:14.11)	1:21.90 [9] (0:11.34)	1:10.56 [9] (0:11.51)	0:59.05 [9] (0:11.92)	0:47.13 [8] (0:11.95)	0:35.18 [7] (0:11.58)	0:23.60 [6] (0:11.32)	0:12.28 [4] (0:12.28)
Average Speed [km/h]	51.3	63.6	62.6	60.5	60.4	62.5	63.5	58.7
Top Speed [km/h]	62.8	64.4	63.6	62.0	61.2	64.8	65.4	61.6
Avg. Dist. to Rail [m]	9.8	1.4	1.4	1.0	0.7	0.8	3.6	4.3
Avg. Stride Freq. [Hz]	2.2	2.3	2.2	2.2	2.2	2.3	2.4	2.3
Avg. Stride Length [m]	6.5	7.8	7.7	7.6	7.6	7.5	7.5	7.2



- [] Ranking at each section and finish
- .-.- No data available at this section
- NA No data available



Horse/Jockey Name	Poetic Drama
Final Rank	5
Fastest Section Time (Section)	0:11.26 (400m)
Top Speed [km/h] (Section)	66.0 (400m)
Race State	Finished



Eagle Farm QLD Professional

Race 7: CHANNEL 7 BENCHMARK 68 Handicap - 1600m

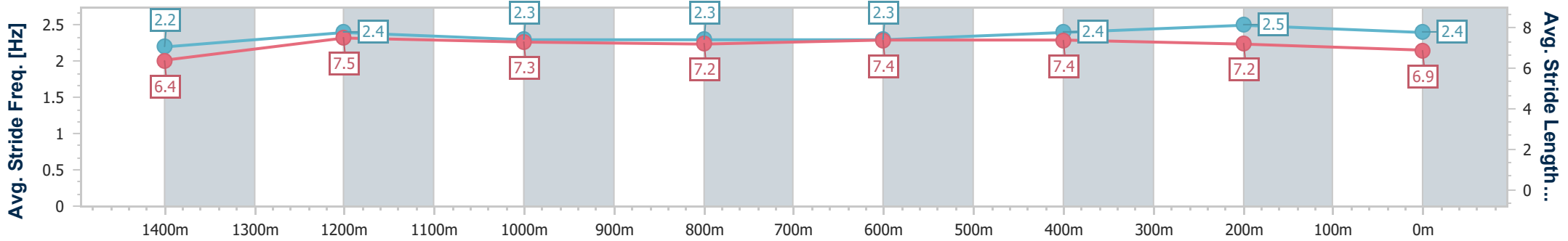
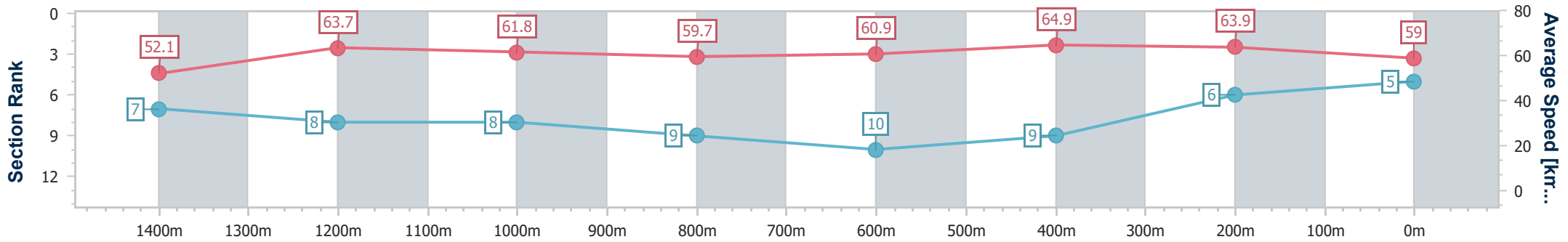
04 November 2023 - 16:30

Track Rating: Good 4, Weather: Overcast, Rail Position: +5m Entire



BRISBANE RACING CLUB

Section	Overall	1400m	1200m	1000m	800m	600m	400m	200m
Section Times	1:36.09 [5] (0:13.86)	1:22.23 [7] (0:11.32)	1:10.91 [8] (0:11.68)	0:59.23 [8] (0:12.28)	0:46.95 [9] (0:12.04)	0:34.91 [10] (0:11.44)	0:23.47 [9] (0:11.26)	0:12.21 [6] (0:12.21)
Average Speed [km/h]	52.1	63.7	61.8	59.7	60.9	64.9	63.9	59.0
Top Speed [km/h]	65.2	65.0	63.9	61.3	63.0	65.9	66.0	62.5
Avg. Dist. to Rail [m]	9.0	3.3	2.6	3.4	4.6	5.7	8.5	6.8
Avg. Stride Freq. [Hz]	2.2	2.4	2.3	2.3	2.3	2.4	2.5	2.4
Avg. Stride Length [m]	6.4	7.5	7.3	7.2	7.4	7.4	7.2	6.9



- [] Ranking at each section and finish
- .-.- No data available at this section
- NA No data available



Horse/Jockey Name	Esky
Final Rank	6
Fastest Section Time (Section)	0:11.24 (1400m)
Top Speed [km/h] (Section)	65.3 (400m)
Race State	Finished



Eagle Farm QLD Professional

Race 7: CHANNEL 7 BENCHMARK 68 Handicap - 1600m

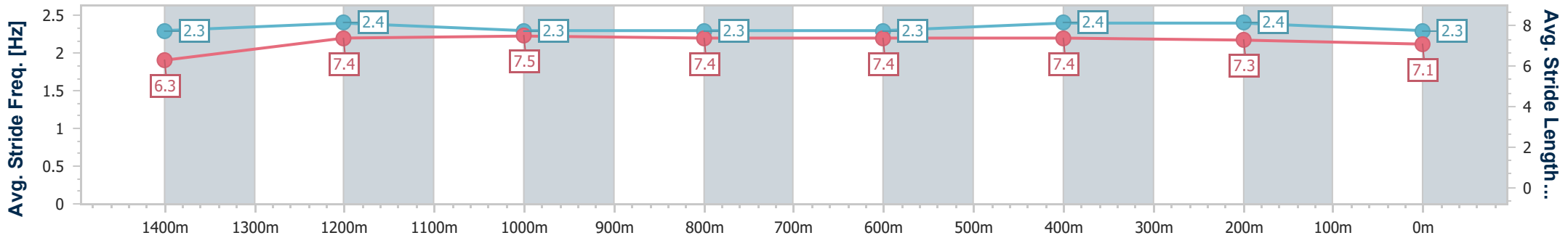
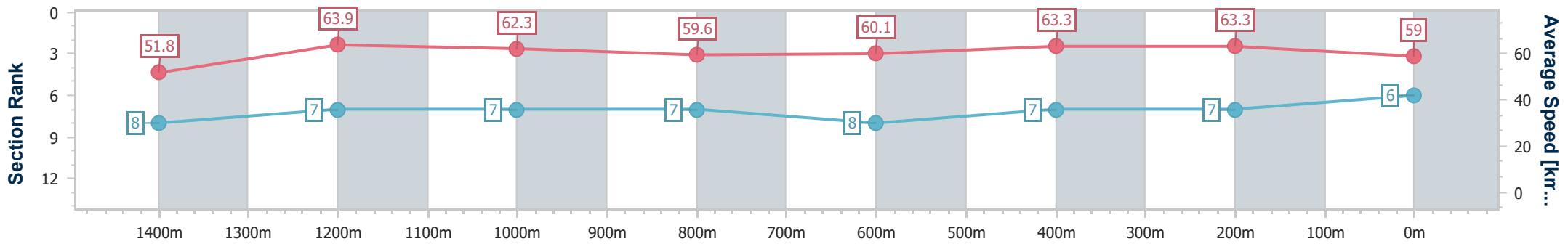
04 November 2023 - 16:30

Track Rating: Good 4, Weather: Overcast, Rail Position: +5m Entire



BRISBANE RACING CLUB

Section	Overall	1400m	1200m	1000m	800m	600m	400m	200m
Section Times	1:36.10 [6] (0:13.94)	1:22.16 [8] (0:11.24)	1:10.92 [7] (0:11.58)	0:59.34 [7] (0:12.09)	0:47.25 [7] (0:12.09)	0:35.16 [8] (0:11.58)	0:23.58 [7] (0:11.36)	0:12.22 [7] (0:12.22)
Average Speed [km/h]	51.8	63.9	62.3	59.6	60.1	63.3	63.3	59.0
Top Speed [km/h]	65.2	65.2	63.7	61.1	61.1	65.0	65.3	62.7
Avg. Dist. to Rail [m]	7.0	1.3	0.6	0.4	1.9	4.1	7.9	7.7
Avg. Stride Freq. [Hz]	2.3	2.4	2.3	2.3	2.3	2.4	2.4	2.3
Avg. Stride Length [m]	6.3	7.4	7.5	7.4	7.4	7.4	7.3	7.1



- [] Ranking at each section and finish
- .-.-.- No data available at this section
- NA No data available



Horse/Jockey Name	The Catch
Final Rank	7
Fastest Section Time (Section)	0:11.06 (1400m)
Top Speed [km/h] (Section)	66.7 (1400m)
Race State	Finished



Eagle Farm QLD Professional

Race 7: CHANNEL 7 BENCHMARK 68 Handicap - 1600m

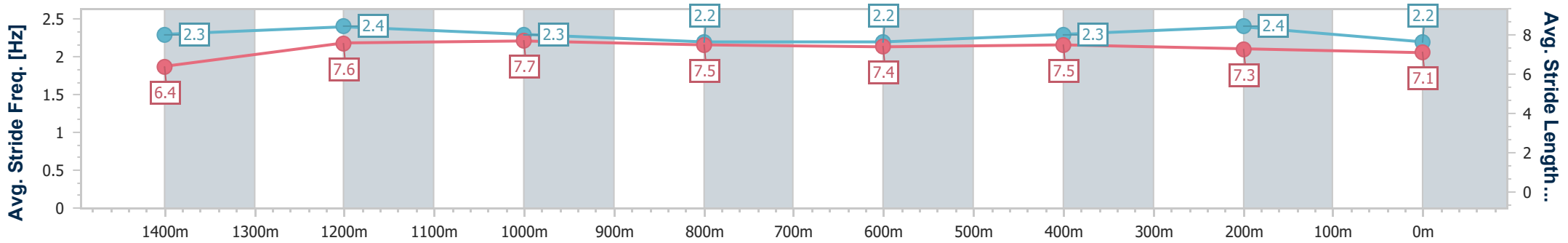
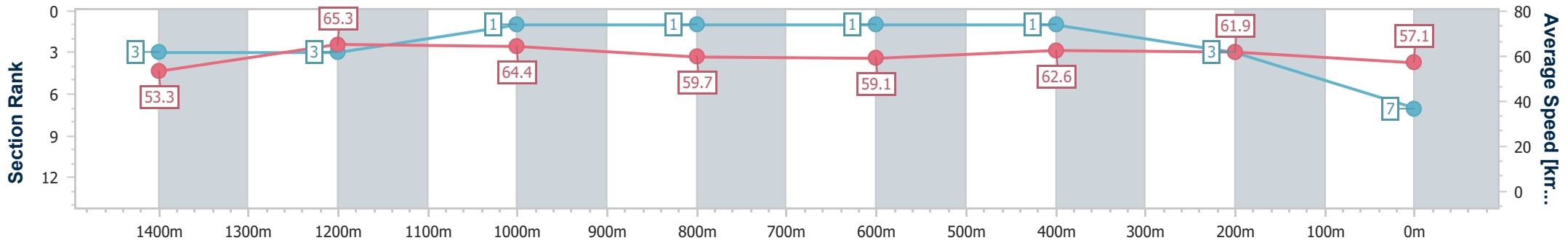
04 November 2023 - 16:30

Track Rating: Good 4, Weather: Overcast, Rail Position: +5m Entire



BRISBANE RACING CLUB

Section	Overall	1400m	1200m	1000m	800m	600m	400m	200m
Section Times	1:36.17 [7] (0:13.57)	1:22.60 [3] (0:11.06)	1:11.54 [3] (0:11.23)	1:00.31 [1] (0:12.19)	0:48.12 [1] (0:12.32)	0:35.80 [1] (0:11.57)	0:24.23 [1] (0:11.59)	0:12.64 [3] (0:12.64)
Average Speed [km/h]	53.3	65.3	64.4	59.7	59.1	62.6	61.9	57.1
Top Speed [km/h]	65.5	66.7	66.4	60.5	60.2	63.4	63.0	60.1
Avg. Dist. to Rail [m]	12.7	4.6	4.1	2.0	2.9	0.9	1.1	1.1
Avg. Stride Freq. [Hz]	2.3	2.4	2.3	2.2	2.2	2.3	2.4	2.2
Avg. Stride Length [m]	6.4	7.6	7.7	7.5	7.4	7.5	7.3	7.1



- [] Ranking at each section and finish
- .-.- No data available at this section
- NA No data available



Horse/Jockey Name	Finsceal
Final Rank	8
Fastest Section Time (Section)	0:11.24 (1400m)
Top Speed [km/h] (Section)	65.4 (1400m)
Race State	Finished



Eagle Farm QLD Professional

Race 7: CHANNEL 7 BENCHMARK 68 Handicap - 1600m

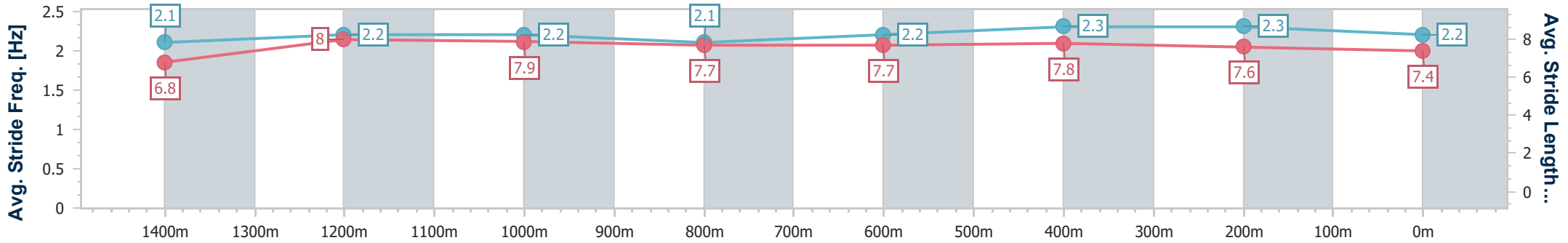
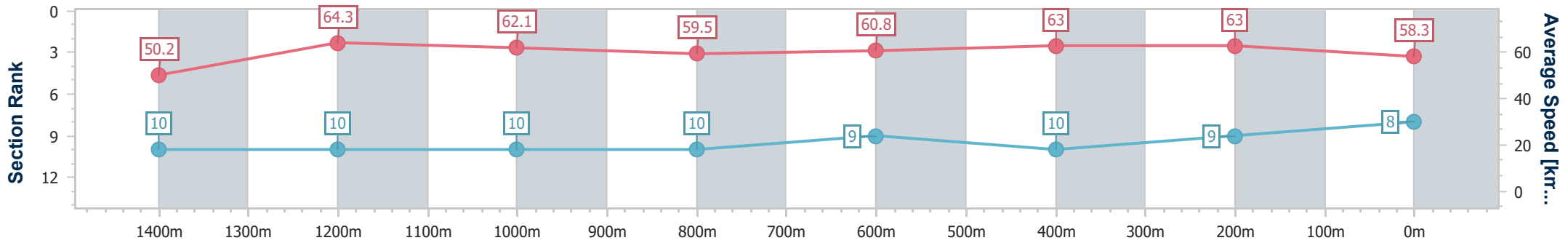
04 November 2023 - 16:30

Track Rating: Good 4, Weather: Overcast, Rail Position: +5m Entire



BRISBANE RACING CLUB

Section	Overall	1400m	1200m	1000m	800m	600m	400m	200m
Section Times	1:36.51 [8] (0:14.37)	1:22.14 [10] (0:11.24)	1:10.90 [10] (0:11.60)	0:59.30 [10] (0:12.12)	0:47.18 [10] (0:11.81)	0:35.37 [9] (0:11.58)	0:23.79 [10] (0:11.45)	0:12.34 [9] (0:12.34)
Average Speed [km/h]	50.2	64.3	62.1	59.5	60.8	63.0	63.0	58.3
Top Speed [km/h]	62.2	65.4	63.9	61.0	62.1	64.8	64.5	61.1
Avg. Dist. to Rail [m]	10.5	2.3	2.1	0.6	0.2	2.7	8.0	6.8
Avg. Stride Freq. [Hz]	2.1	2.2	2.2	2.1	2.2	2.3	2.3	2.2
Avg. Stride Length [m]	6.8	8.0	7.9	7.7	7.7	7.8	7.6	7.4



- [] Ranking at each section and finish
- .-.- No data available at this section
- NA No data available



Horse/Jockey Name	Midnight Rambler
Final Rank	9
Fastest Section Time (Section)	0:11.18 (1400m)
Top Speed [km/h] (Section)	65.3 (1400m)
Race State	Finished



Eagle Farm QLD Professional

Race 7: CHANNEL 7 BENCHMARK 68 Handicap - 1600m

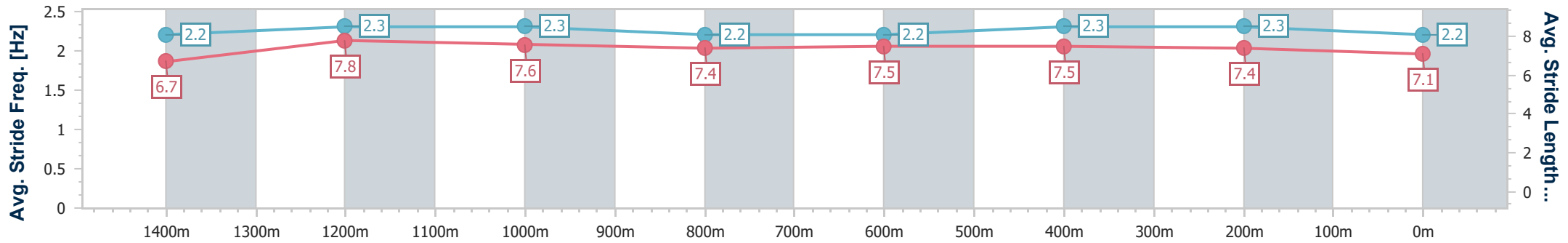
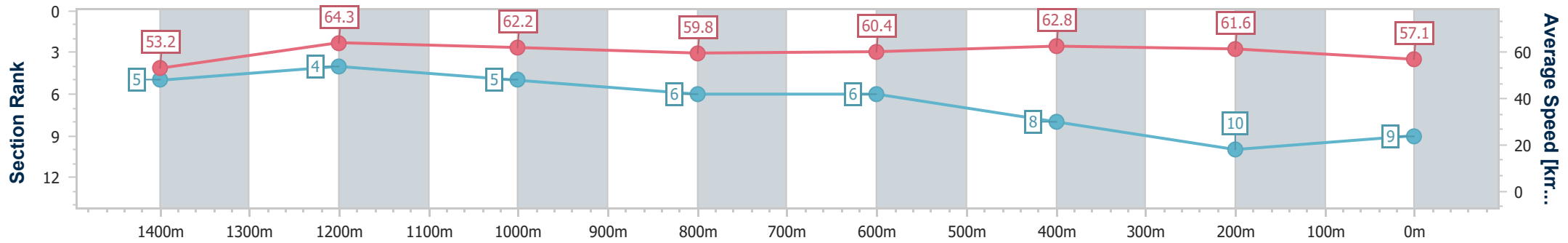
04 November 2023 - 16:30

Track Rating: Good 4, Weather: Overcast, Rail Position: +5m Entire



BRISBANE RACING CLUB

Section	Overall	1400m	1200m	1000m	800m	600m	400m	200m
Section Times	1:36.82 [9] (0:13.64)	1:23.18 [5] (0:11.18)	1:12.00 [4] (0:11.62)	1:00.38 [5] (0:12.22)	0:48.16 [6] (0:12.15)	0:36.01 [6] (0:11.72)	0:24.29 [8] (0:11.69)	0:12.60 [10] (0:12.60)
Average Speed [km/h]	53.2	64.3	62.2	59.8	60.4	62.8	61.6	57.1
Top Speed [km/h]	65.0	65.3	63.4	60.8	61.3	64.7	63.7	59.8
Avg. Dist. to Rail [m]	7.7	1.8	2.1	3.3	4.4	4.9	7.8	7.0
Avg. Stride Freq. [Hz]	2.2	2.3	2.3	2.2	2.2	2.3	2.3	2.2
Avg. Stride Length [m]	6.7	7.8	7.6	7.4	7.5	7.5	7.4	7.1



- [] Ranking at each section and finish
- .-.- No data available at this section
- NA No data available



Horse/Jockey Name	Belle Tycoon
Final Rank	10
Fastest Section Time (Section)	0:11.20 (1400m)
Top Speed [km/h] (Section)	65.7 (Overall)
Race State	Finished



Eagle Farm QLD Professional

Race 7: CHANNEL 7 BENCHMARK 68 Handicap - 1600m

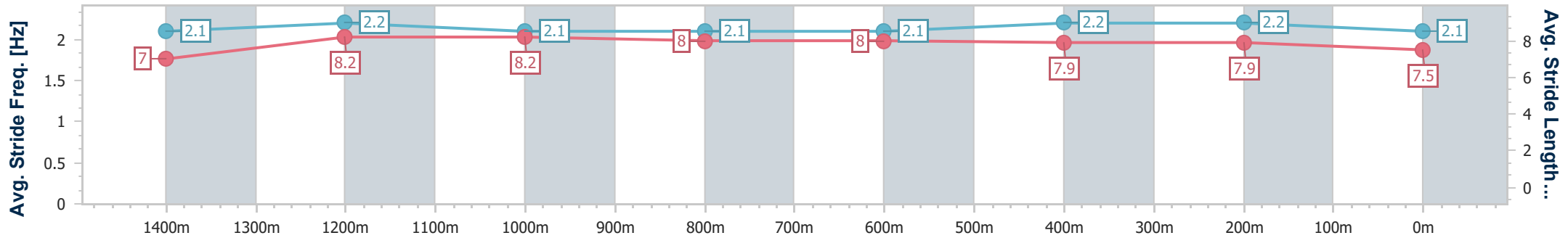
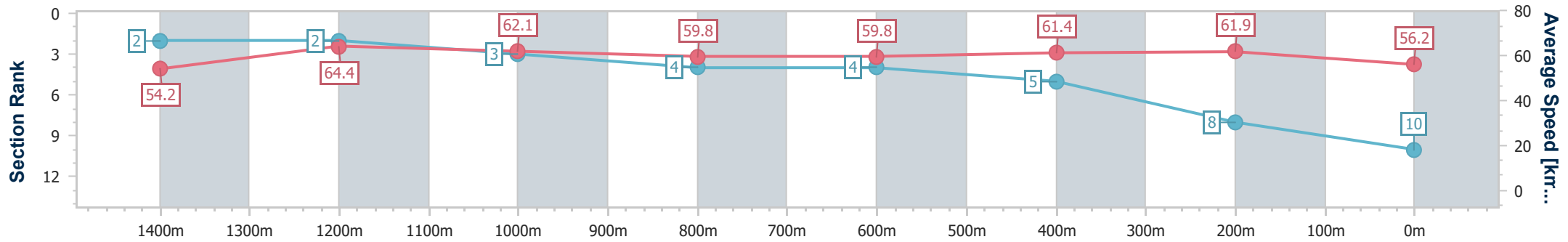
04 November 2023 - 16:30

Track Rating: Good 4, Weather: Overcast, Rail Position: +5m Entire



BRISBANE RACING CLUB

Section	Overall	1400m	1200m	1000m	800m	600m	400m	200m
Section Times	1:36.84 [10] (0:13.39)	1:23.45 [2] (0:11.20)	1:12.25 [2] (0:11.58)	1:00.67 [3] (0:12.22)	0:48.45 [4] (0:12.12)	0:36.33 [4] (0:11.87)	0:24.46 [5] (0:11.66)	0:12.80 [8] (0:12.80)
Average Speed [km/h]	54.2	64.4	62.1	59.8	59.8	61.4	61.9	56.2
Top Speed [km/h]	65.7	65.6	63.7	60.9	61.1	62.5	62.6	60.4
Avg. Dist. to Rail [m]	11.1	2.3	2.7	2.6	1.7	3.0	6.4	4.0
Avg. Stride Freq. [Hz]	2.1	2.2	2.1	2.1	2.1	2.2	2.2	2.1
Avg. Stride Length [m]	7.0	8.2	8.2	8.0	8.0	7.9	7.9	7.5



- [] Ranking at each section and finish
- .-.- No data available at this section
- NA No data available