



# Eagle Farm QLD Professional

## Race 5: PADUA COLLEGE No Metro Wins Handicap - 1400m

04 November 2023 - 15:10



BRISBANE  
RACING CLUB

Track Rating: Good 4, Weather: Overcast, Rail Position: +5m Entire

Section												Last 600m	
Field Times												0:35.62	
					Overall	1200m	1000m	800m	600m	400m			
					1:22.85 (0:13.30)	1:09.55 (0:10.82)	0:58.73 (0:11.47)	0:47.26 (0:11.64)	0:35.62 (0:11.26)	0:24.36 (0:11.68)			
Rank	TAB	Horse/Jockey	Barrier	Top Speed [km/h]	Fastest Section							Distance Travelled [m]	
1	3	<b>BOODUA ROMANCE</b> Georgina Cartwright	8	68.7 1200m	0:10.84 1200m	1:22.85 [1] (0:13.39)	1:09.46 [2] (0:10.84)	0:58.62 [2] (0:11.49)	0:47.13 [2] (0:11.55)	0:35.58 [2] (0:11.35)	0:24.23 [2] (0:11.55)	0:35.58	
2	14	<b>FIXATED</b> Taylor Marshall	1	66.1 1200m	0:11.02 1200m	1:23.20 [2] (0:13.63)	1:09.57 [4] (0:11.02)	0:58.55 [4] (0:11.40)	0:47.15 [4] (0:11.54)	0:35.61 [4] (0:11.26)	0:24.35 [4] (0:11.69)	0:35.61	-8
3	11	<b>ZOUOLOGIST</b> Cejay Graham	9	69.3 1200m	0:10.82 1200m	1:23.25 [3] (0:13.30)	1:09.95 [1] (0:10.82)	0:59.13 [1] (0:11.47)	0:47.66 [1] (0:11.64)	0:36.02 [1] (0:11.40)	0:24.62 [3] (0:11.86)	0:36.02	-5
4	4	<b>CALM SEEKER</b> Melea Castle	3	68.8 1200m	0:10.92 1200m	1:23.34 [4] (0:13.50)	1:09.84 [3] (0:10.92)	0:58.92 [3] (0:11.59)	0:47.33 [3] (0:11.29)	0:36.04 [3] (0:11.19)	0:24.85 [1] (0:11.80)	0:36.04	-2
5	1	<b>MAGIC CHARLEE</b> Jake Molloy	4	67.0 1200m	0:11.07 1200m	1:23.41 [5] (0:13.93)	1:09.48 [7] (0:11.07)	0:58.41 [7] (0:11.33)	0:47.08 [7] (0:11.53)	0:35.55 [6] (0:11.26)	0:24.29 [6] (0:11.61)	0:35.55	-1
6	9	<b>TOO HARD TO REFUSE</b> Kirk Matheson	5	67.0 1200m	0:11.07 1200m	1:23.47 [6] (0:13.68)	1:09.79 [5] (0:11.07)	0:58.72 [5] (0:11.53)	0:47.19 [6] (0:11.35)	0:35.84 [5] (0:11.37)	0:24.47 [5] (0:11.70)	0:35.84	+0
7	13	<b>BANDIT</b> Samantha Collett	2	67.4 1200m	0:10.92 1200m	1:23.58 [7] (0:13.91)	1:09.67 [6] (0:10.92)	0:58.75 [6] (0:11.45)	0:47.30 [5] (0:11.68)	0:35.62 [7] (0:11.53)	0:24.09 [8] (0:11.56)	0:35.62	+1
8	8	<b>REVONTULET</b> Jim Byrne	7	67.5 1200m	0:10.95 1200m	1:23.96 [8] (0:14.16)	1:09.80 [9] (0:10.95)	0:58.85 [8] (0:11.32)	0:47.53 [8] (0:11.63)	0:35.90 [8] (0:11.34)	0:24.56 [7] (0:11.58)	0:35.90	+0
9	16	<b>FENTON</b> Mark Du Plessis	16	66.7 1200m	0:11.12 1200m	1:24.34 [9] (0:14.07)	1:10.27 [8] (0:11.12)	0:59.15 [9] (0:11.35)	0:47.80 [9] (0:11.65)	0:36.15 [9] (0:11.39)	0:24.76 [10] (0:11.77)	0:36.15	+6
10	7	<b>MEDIA MAN</b> Damien Thornton	11	66.2 1200m	0:11.08 1200m	1:24.34 [10] (0:14.27)	1:10.07 [10] (0:11.08)	0:58.99 [10] (0:11.34)	0:47.65 [10] (0:11.51)	0:36.14 [10] (0:11.33)	0:24.81 [9] (0:11.74)	0:36.14	+3

Scratched: Lady Wardell (#6), Fun Sponge (#12), Lord Markel (#2), Why We Drink (#10), Evocator (#5), Paienbara (#15)

[ ] Ranking at each section and finish  
 -:-:- No data available at this section  
 NA No data available

SCN Saddle cloth number  
 DNF Did not finish  
 DNT Did not track



# Eagle Farm QLD Professional

## Race 5: PADUA COLLEGE No Metro Wins Handicap - 1400m

04 November 2023 - 15:10



BRISBANE  
RACING CLUB

Track Rating: Good 4, Weather: Overcast, Rail Position: +5m Entire

Section							200m			Last 600m
Field Times							0:12.68			0:35.62
Rank	TAB	Horse/Jockey	Barrier	Top Speed [km/h]	Fastest Section	Margin				Distance Travelled [m]
1	3	<b>BOODUA ROMANCE</b> Georgina Cartwright	8	68.7 1200m	0:10.84 1200m	0:12.68 [1] (0:12.68)	1:22.85		0:35.58	
2	14	<b>FIXATED</b> Taylor Marshall	1	66.1 1200m	0:11.02 1200m	0:12.66 [4] (0:12.66)	2.08L		0:35.61	-8
3	11	<b>ZOUOLOGIST</b> Cejay Graham	9	69.3 1200m	0:10.82 1200m	0:12.76 [3] (0:12.76)	2.36L		0:36.02	-5
4	4	<b>CALM SEEKER</b> Melea Castle	3	68.8 1200m	0:10.92 1200m	0:13.05 [2] (0:13.05)	2.93L		0:36.04	-2
5	1	<b>MAGIC CHARLEE</b> Jake Molloy	4	67.0 1200m	0:11.07 1200m	0:12.68 [6] (0:12.68)	3.33L		0:35.55	-1
6	9	<b>TOO HARD TO REFUSE</b> Kirk Matheson	5	67.0 1200m	0:11.07 1200m	0:12.77 [5] (0:12.77)	3.66L		0:35.84	+0
7	13	<b>BANDIT</b> Samantha Collett	2	67.4 1200m	0:10.92 1200m	0:12.53 [8] (0:12.53)	4.35L		0:35.62	+1
8	8	<b>REVONTULET</b> Jim Byrne	7	67.5 1200m	0:10.95 1200m	0:12.98 [7] (0:12.98)	6.53L		0:35.90	+0
9	16	<b>FENTON</b> Mark Du Plessis	16	66.7 1200m	0:11.12 1200m	0:12.99 [10] (0:12.99)	8.78L		0:36.15	+6
10	7	<b>MEDIA MAN</b> Damien Thornton	11	66.2 1200m	0:11.08 1200m	0:13.07 [9] (0:13.07)	8.81L		0:36.14	+3

Scratched: Lady Wardell (#6), Fun Sponge (#12), Lord Markel (#2), Why We Drink (#10), Evocator (#5), Paienbara (#15)

Report Created: Sat 4 November 2023 15:26 GMT+ (Note: Timing is based on position data)

Page 2/12

[ ] Ranking at each section and finish  
 -:-:- No data available at this section  
 NA No data available

SCN Saddle cloth number  
 DNF Did not finish  
 DNT Did not track

data processed by  TRIPLES DATA



Horse/Jockey Name	Boodua Romance
Final Rank	1
Fastest Section Time (Section)	0:10.84 (1200m)
Top Speed [km/h] (Section)	68.7 (1200m)
Race State	Finished



### Eagle Farm QLD Professional

Race 5: PADUA COLLEGE No Metro Wins Handicap - 1400m

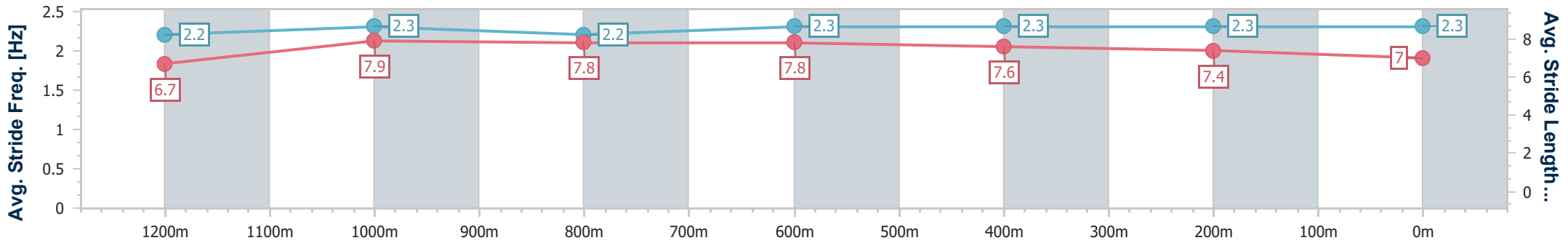
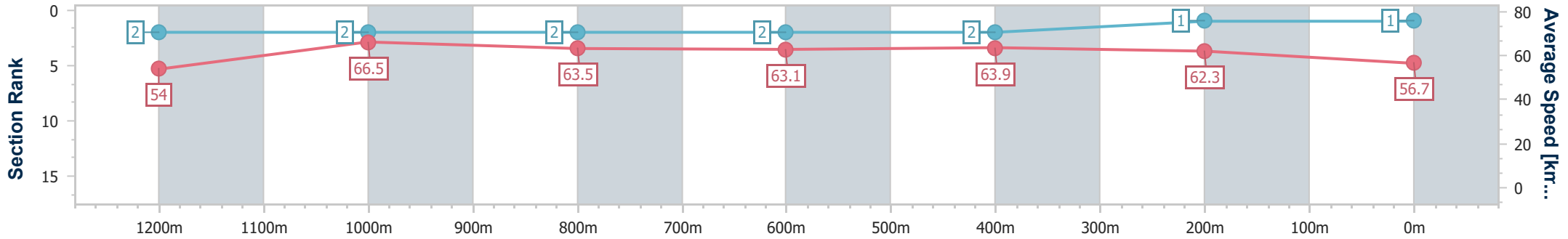
04 November 2023 - 15:10

Track Rating: Good 4, Weather: Overcast, Rail Position: +5m Entire



BRISBANE RACING CLUB

Section	Overall	1200m	1000m	800m	600m	400m	200m
Section Times	1:22.85 [1] (0:13.39)	1:09.46 [2] (0:10.84)	0:58.62 [2] (0:11.49)	0:47.13 [2] (0:11.55)	0:35.58 [2] (0:11.35)	0:24.23 [2] (0:11.55)	0:12.68 [1] (0:12.68)
Average Speed [km/h]	54.0	66.5	63.5	63.1	63.9	62.3	56.7
Top Speed [km/h]	68.3	68.7	64.6	64.1	64.7	64.3	59.4
Avg. Dist. to Rail [m]	6.5	2.5	2.4	2.7	1.6	0.8	1.1
Avg. Stride Freq. [Hz]	2.2	2.3	2.2	2.3	2.3	2.3	2.3
Avg. Stride Length [m]	6.7	7.9	7.8	7.8	7.6	7.4	7.0



- [ ] Ranking at each section and finish
- .-.- No data available at this section
- NA No data available



Horse/Jockey Name	Fixated
Final Rank	2
Fastest Section Time (Section)	0:11.02 (1200m)
Top Speed [km/h] (Section)	66.1 (1200m)
Race State	Finished



Eagle Farm QLD Professional

Race 5: PADUA COLLEGE No Metro Wins Handicap - 1400m

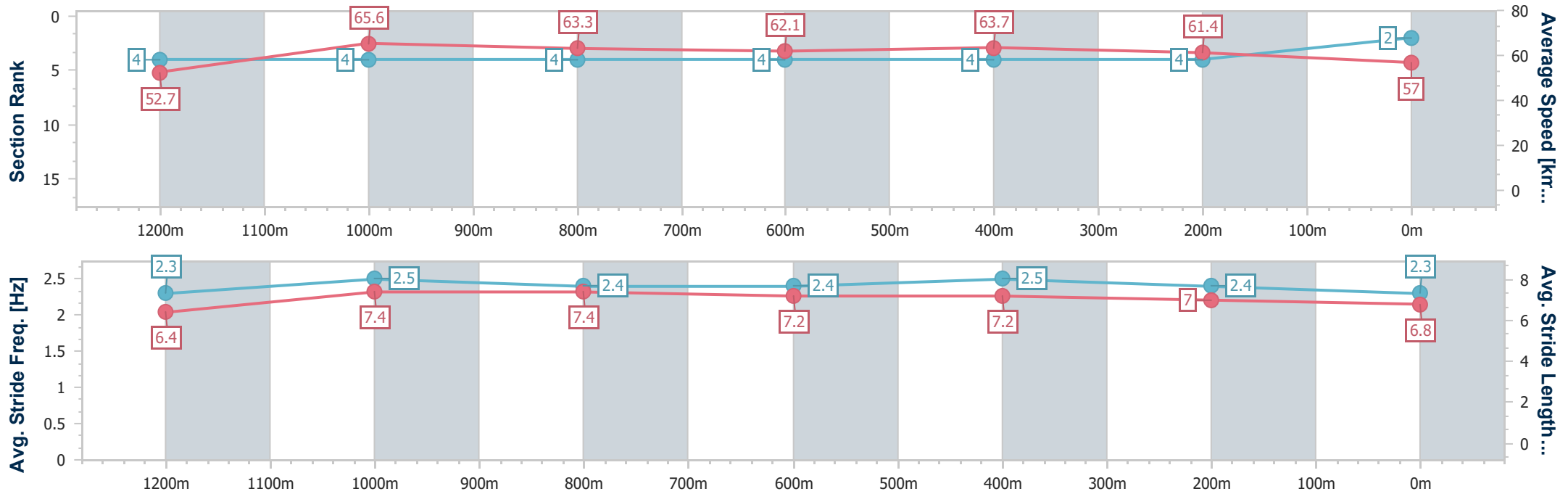
04 November 2023 - 15:10

Track Rating: Good 4, Weather: Overcast, Rail Position: +5m Entire



BRISBANE RACING CLUB

Section	Overall	1200m	1000m	800m	600m	400m	200m
Section Times	1:23.20 [2] (0:13.63)	1:09.57 [4] (0:11.02)	0:58.55 [4] (0:11.40)	0:47.15 [4] (0:11.54)	0:35.61 [4] (0:11.26)	0:24.35 [4] (0:11.69)	0:12.66 [4] (0:12.66)
Average Speed [km/h]	52.7	65.6	63.3	62.1	63.7	61.4	57.0
Top Speed [km/h]	66.1	66.1	65.1	64.1	64.4	64.9	58.6
Avg. Dist. to Rail [m]	1.5	1.0	0.7	0.3	1.4	2.0	1.9
Avg. Stride Freq. [Hz]	2.3	2.5	2.4	2.4	2.5	2.4	2.3
Avg. Stride Length [m]	6.4	7.4	7.4	7.2	7.2	7.0	6.8



- [ ] Ranking at each section and finish
- .-.- No data available at this section
- NA No data available



Horse/Jockey Name	Zouologist
Final Rank	3
Fastest Section Time (Section)	0:10.82 (1200m)
Top Speed [km/h] (Section)	69.3 (1200m)
Race State	Finished



Eagle Farm QLD Professional

Race 5: PADUA COLLEGE No Metro Wins Handicap - 1400m

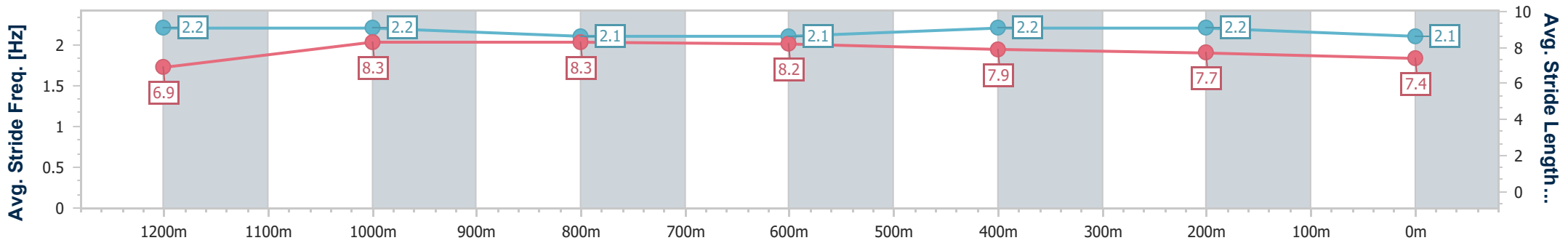
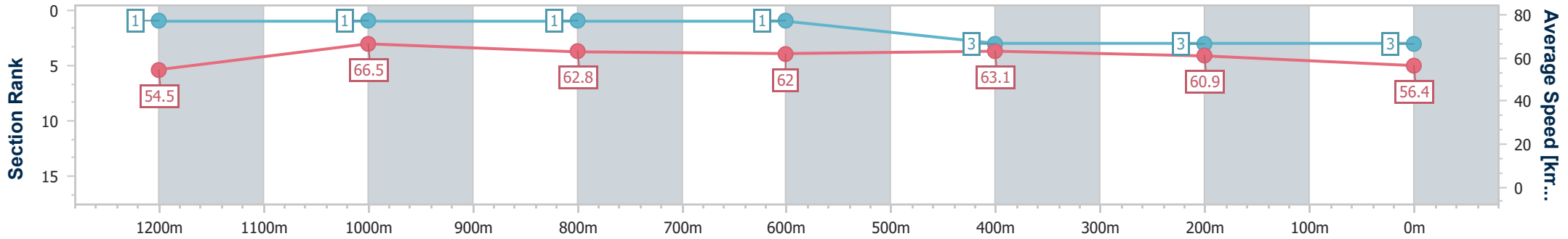
04 November 2023 - 15:10

Track Rating: Good 4, Weather: Overcast, Rail Position: +5m Entire



BRISBANE RACING CLUB

Section	Overall	1200m	1000m	800m	600m	400m	200m
Section Times	1:23.25 [3] (0:13.30)	1:09.95 [1] (0:10.82)	0:59.13 [1] (0:11.47)	0:47.66 [1] (0:11.64)	0:36.02 [1] (0:11.40)	0:24.62 [3] (0:11.86)	0:12.76 [3] (0:12.76)
Average Speed [km/h]	54.5	66.5	62.8	62.0	63.1	60.9	56.4
Top Speed [km/h]	69.2	69.3	63.8	63.0	64.3	62.4	58.7
Avg. Dist. to Rail [m]	7.5	2.2	0.7	0.4	0.2	0.6	0.2
Avg. Stride Freq. [Hz]	2.2	2.2	2.1	2.1	2.2	2.2	2.1
Avg. Stride Length [m]	6.9	8.3	8.3	8.2	7.9	7.7	7.4



- [ ] Ranking at each section and finish
- .-.- No data available at this section
- NA No data available



Horse/Jockey Name	Calm Seeker
Final Rank	4
Fastest Section Time (Section)	0:10.92 (1200m)
Top Speed [km/h] (Section)	68.8 (1200m)
Race State	Finished



Eagle Farm QLD Professional

Race 5: PADUA COLLEGE No Metro Wins Handicap - 1400m

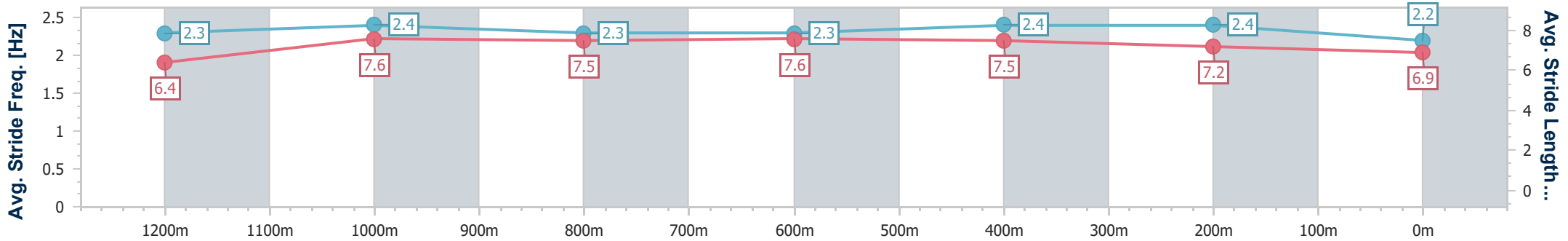
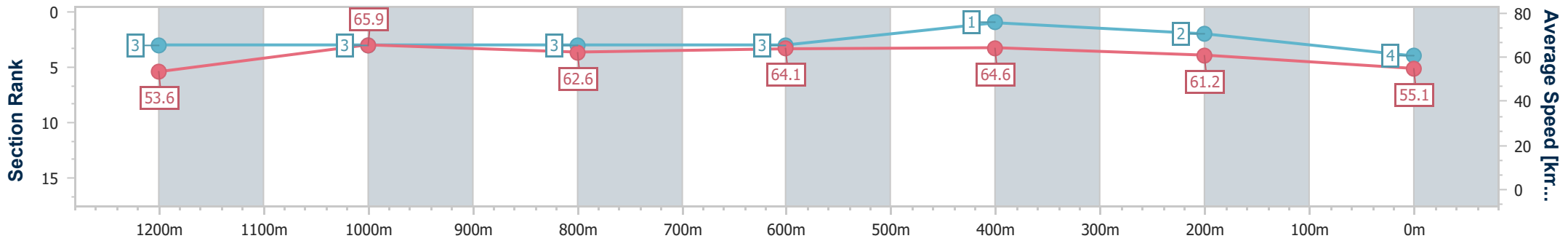
04 November 2023 - 15:10

Track Rating: Good 4, Weather: Overcast, Rail Position: +5m Entire



BRISBANE RACING CLUB

Section	Overall	1200m	1000m	800m	600m	400m	200m
Section Times	1:23.34 [4] (0:13.50)	1:09.84 [3] (0:10.92)	0:58.92 [3] (0:11.59)	0:47.33 [3] (0:11.29)	0:36.04 [3] (0:11.19)	0:24.85 [1] (0:11.80)	0:13.05 [2] (0:13.05)
Average Speed [km/h]	53.6	65.9	62.6	64.1	64.6	61.2	55.1
Top Speed [km/h]	66.9	68.8	63.4	66.3	67.0	63.2	58.1
Avg. Dist. to Rail [m]	3.8	1.6	1.3	0.8	2.1	3.1	2.4
Avg. Stride Freq. [Hz]	2.3	2.4	2.3	2.3	2.4	2.4	2.2
Avg. Stride Length [m]	6.4	7.6	7.5	7.6	7.5	7.2	6.9



- [ ] Ranking at each section and finish
- .-.- No data available at this section
- NA No data available



Horse/Jockey Name	Magic Charlee
Final Rank	5
Fastest Section Time (Section)	0:11.07 (1200m)
Top Speed [km/h] (Section)	67.0 (1200m)
Race State	Finished



Eagle Farm QLD Professional

Race 5: PADUA COLLEGE No Metro Wins Handicap - 1400m

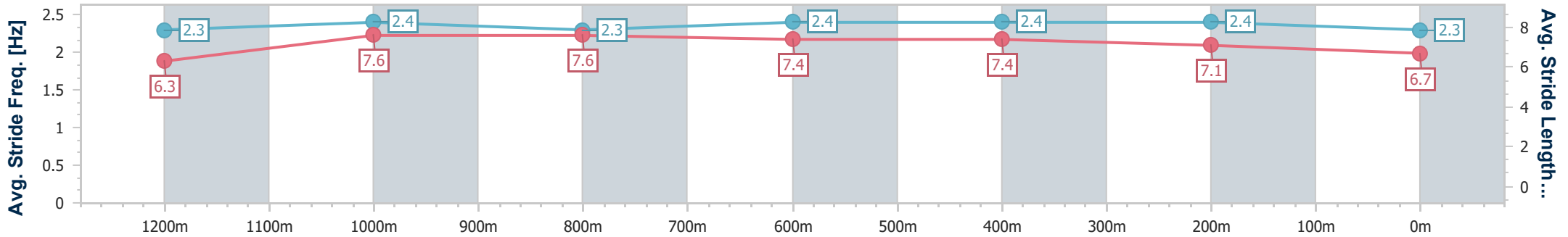
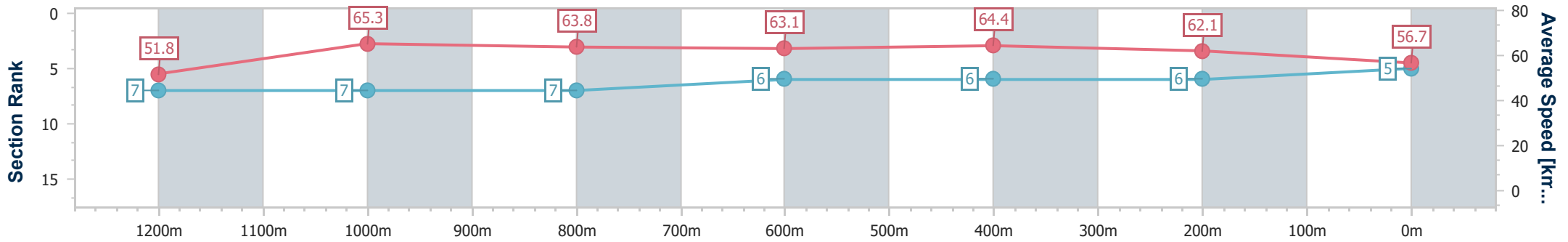
04 November 2023 - 15:10

Track Rating: Good 4, Weather: Overcast, Rail Position: +5m Entire



BRISBANE RACING CLUB

Section	Overall	1200m	1000m	800m	600m	400m	200m
Section Times	1:23.41 [5] (0:13.93)	1:09.48 [7] (0:11.07)	0:58.41 [7] (0:11.33)	0:47.08 [7] (0:11.53)	0:35.55 [6] (0:11.26)	0:24.29 [6] (0:11.61)	0:12.68 [6] (0:12.68)
Average Speed [km/h]	51.8	65.3	63.8	63.1	64.4	62.1	56.7
Top Speed [km/h]	67.0	67.0	66.1	64.2	65.9	65.4	61.2
Avg. Dist. to Rail [m]	4.4	2.0	1.3	2.0	1.8	5.5	6.3
Avg. Stride Freq. [Hz]	2.3	2.4	2.3	2.4	2.4	2.4	2.3
Avg. Stride Length [m]	6.3	7.6	7.6	7.4	7.4	7.1	6.7



- [ ] Ranking at each section and finish
- .-.- No data available at this section
- NA No data available



Horse/Jockey Name	Too Hard To Refuse
Final Rank	6
Fastest Section Time (Section)	0:11.07 (1200m)
Top Speed [km/h] (Section)	67.0 (1200m)
Race State	Finished



Eagle Farm QLD Professional

Race 5: PADUA COLLEGE No Metro Wins Handicap - 1400m

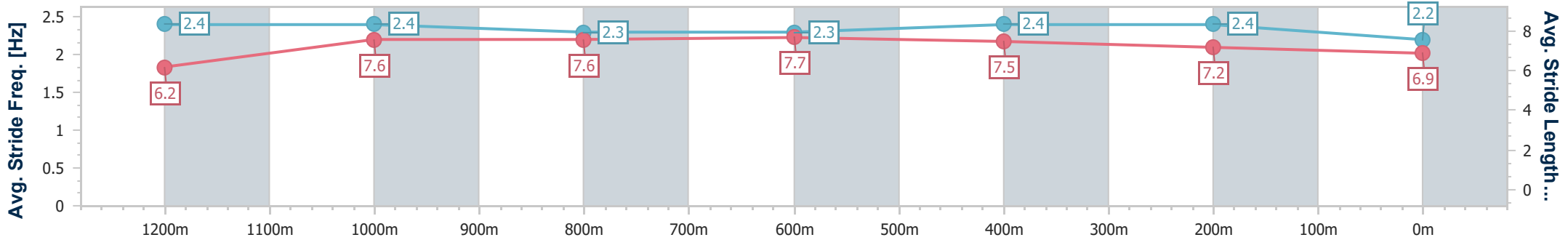
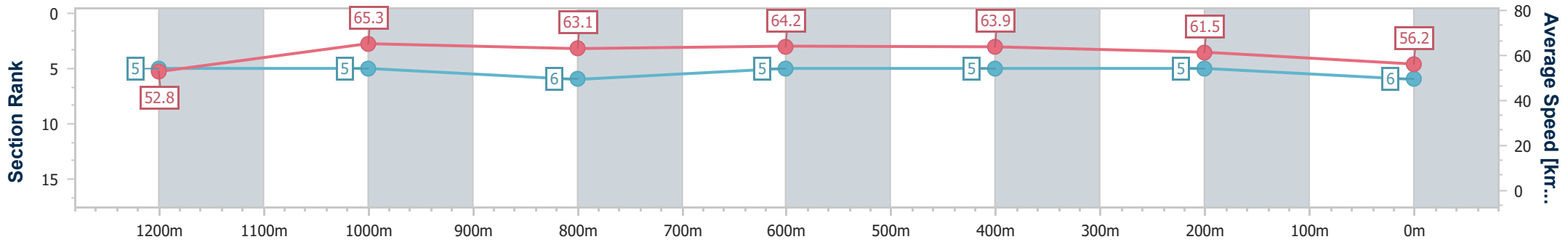
04 November 2023 - 15:10

Track Rating: Good 4, Weather: Overcast, Rail Position: +5m Entire



BRISBANE RACING CLUB

Section	Overall	1200m	1000m	800m	600m	400m	200m
Section Times	1:23.47 [6] (0:13.68)	1:09.79 [5] (0:11.07)	0:58.72 [5] (0:11.53)	0:47.19 [6] (0:11.35)	0:35.84 [5] (0:11.37)	0:24.47 [5] (0:11.70)	0:12.77 [5] (0:12.77)
Average Speed [km/h]	52.8	65.3	63.1	64.2	63.9	61.5	56.2
Top Speed [km/h]	66.0	67.0	65.2	65.8	64.6	64.2	58.6
Avg. Dist. to Rail [m]	5.8	3.1	2.9	2.5	1.2	3.7	4.9
Avg. Stride Freq. [Hz]	2.4	2.4	2.3	2.3	2.4	2.4	2.2
Avg. Stride Length [m]	6.2	7.6	7.6	7.7	7.5	7.2	6.9



- [ ] Ranking at each section and finish
- .-.- No data available at this section
- NA No data available





Horse/Jockey Name	Bandit
Final Rank	7
Fastest Section Time (Section)	0:10.92 (1200m)
Top Speed [km/h] (Section)	67.4 (1200m)
Race State	Finished



### Eagle Farm QLD Professional

Race 5: PADUA COLLEGE No Metro Wins Handicap - 1400m

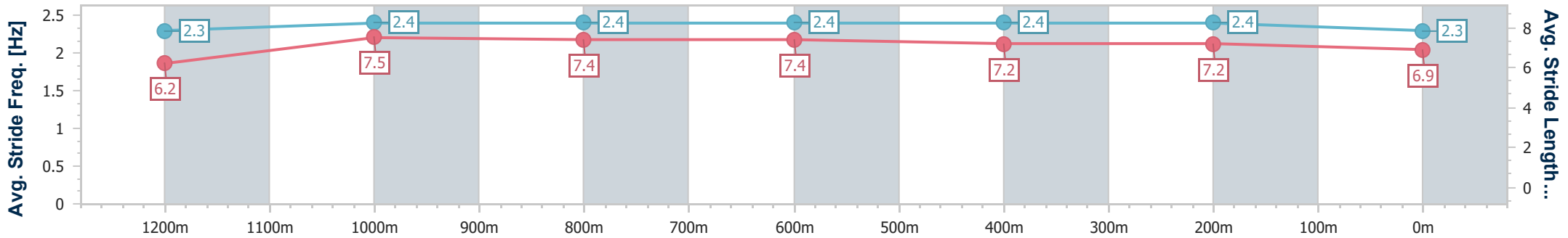
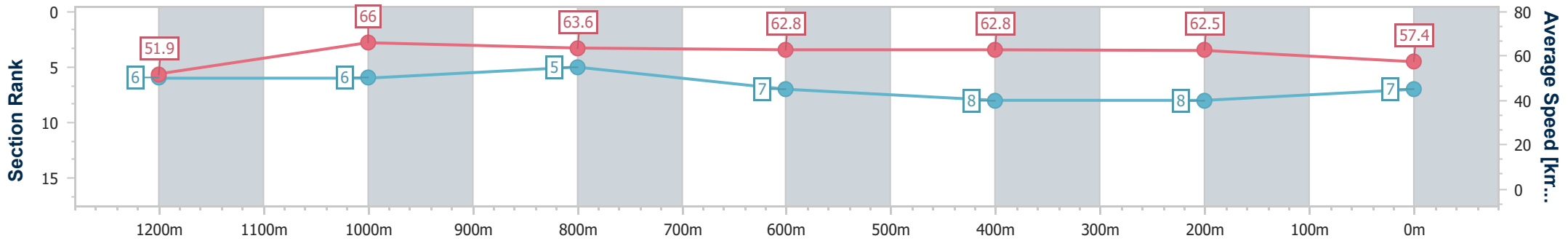
04 November 2023 - 15:10

Track Rating: Good 4, Weather: Overcast, Rail Position: +5m Entire



BRISBANE RACING CLUB

Section	Overall	1200m	1000m	800m	600m	400m	200m
Section Times	1:23.58 [7] (0:13.91)	1:09.67 [6] (0:10.92)	0:58.75 [6] (0:11.45)	0:47.30 [5] (0:11.68)	0:35.62 [7] (0:11.53)	0:24.09 [8] (0:11.56)	0:12.53 [8] (0:12.53)
Average Speed [km/h]	51.9	66.0	63.6	62.8	62.8	62.5	57.4
Top Speed [km/h]	66.6	67.4	64.9	63.4	63.8	63.9	60.3
Avg. Dist. to Rail [m]	3.1	1.9	2.7	3.5	1.8	3.3	3.4
Avg. Stride Freq. [Hz]	2.3	2.4	2.4	2.4	2.4	2.4	2.3
Avg. Stride Length [m]	6.2	7.5	7.4	7.4	7.2	7.2	6.9



- [ ] Ranking at each section and finish
- .-.- No data available at this section
- NA No data available



Horse/Jockey Name	Revontulet
Final Rank	8
Fastest Section Time (Section)	0:10.95 (1200m)
Top Speed [km/h] (Section)	67.5 (1200m)
Race State	Finished



Eagle Farm QLD Professional

Race 5: PADUA COLLEGE No Metro Wins Handicap - 1400m

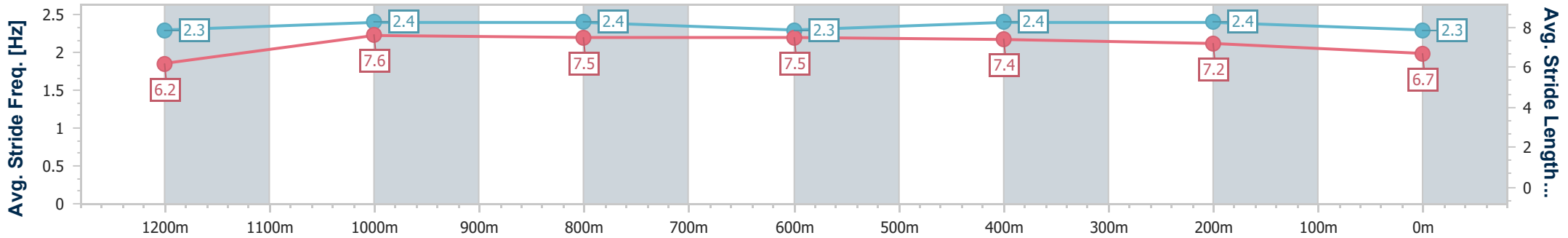
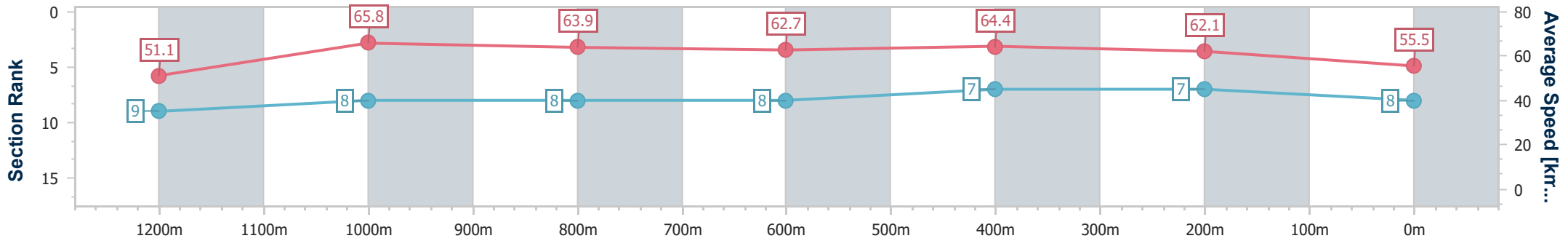
04 November 2023 - 15:10

Track Rating: Good 4, Weather: Overcast, Rail Position: +5m Entire



BRISBANE RACING CLUB

Section	Overall	1200m	1000m	800m	600m	400m	200m
Section Times	1:23.96 [8] (0:14.16)	1:09.80 [9] (0:10.95)	0:58.85 [8] (0:11.32)	0:47.53 [8] (0:11.63)	0:35.90 [8] (0:11.34)	0:24.56 [7] (0:11.58)	0:12.98 [7] (0:12.98)
Average Speed [km/h]	51.1	65.8	63.9	62.7	64.4	62.1	55.5
Top Speed [km/h]	64.8	67.5	64.6	65.4	65.6	63.9	60.4
Avg. Dist. to Rail [m]	5.5	1.5	1.4	2.4	3.2	7.3	7.3
Avg. Stride Freq. [Hz]	2.3	2.4	2.4	2.3	2.4	2.4	2.3
Avg. Stride Length [m]	6.2	7.6	7.5	7.5	7.4	7.2	6.7



- [ ] Ranking at each section and finish
- .-.- No data available at this section
- NA No data available



Horse/Jockey Name	Fenton
Final Rank	9
Fastest Section Time (Section)	0:11.12 (1200m)
Top Speed [km/h] (Section)	66.7 (1200m)
Race State	Finished



### Eagle Farm QLD Professional

Race 5: PADUA COLLEGE No Metro Wins Handicap - 1400m

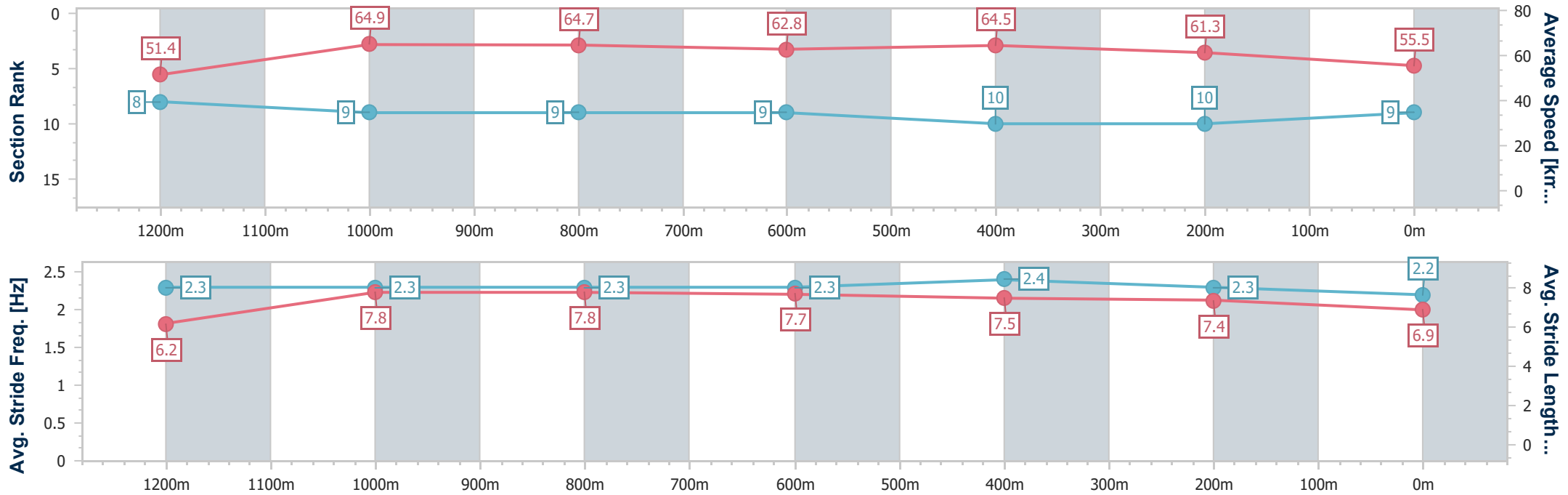
04 November 2023 - 15:10

Track Rating: Good 4, Weather: Overcast, Rail Position: +5m Entire



BRISBANE RACING CLUB

Section	Overall	1200m	1000m	800m	600m	400m	200m
Section Times	1:24.34 [9] (0:14.07)	1:10.27 [8] (0:11.12)	0:59.15 [9] (0:11.35)	0:47.80 [9] (0:11.65)	0:36.15 [9] (0:11.39)	0:24.76 [10] (0:11.77)	0:12.99 [10] (0:12.99)
Average Speed [km/h]	51.4	64.9	64.7	62.8	64.5	61.3	55.5
Top Speed [km/h]	65.8	66.7	66.3	65.6	66.2	63.8	58.4
Avg. Dist. to Rail [m]	9.7	5.0	3.9	3.8	4.1	9.1	7.4
Avg. Stride Freq. [Hz]	2.3	2.3	2.3	2.3	2.4	2.3	2.2
Avg. Stride Length [m]	6.2	7.8	7.8	7.7	7.5	7.4	6.9



- [ ] Ranking at each section and finish
- .-.- No data available at this section
- NA No data available



Horse/Jockey Name	Media Man
Final Rank	10
Fastest Section Time (Section)	0:11.08 (1200m)
Top Speed [km/h] (Section)	66.2 (1200m)
Race State	Finished



Eagle Farm QLD Professional

Race 5: PADUA COLLEGE No Metro Wins Handicap - 1400m

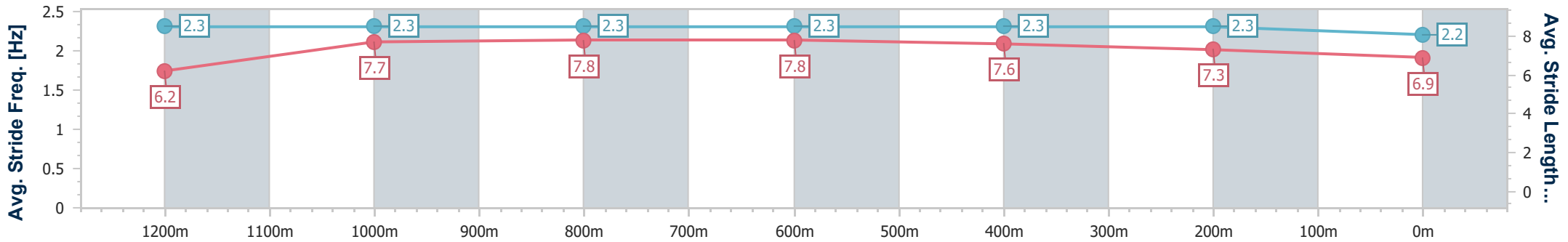
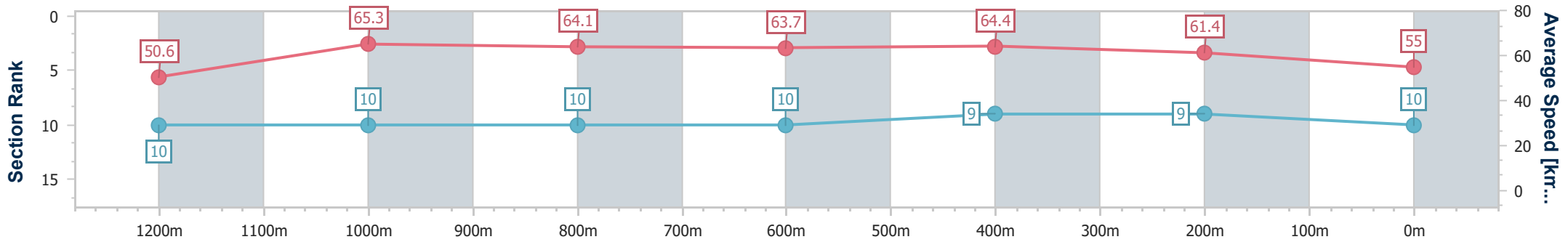
04 November 2023 - 15:10

Track Rating: Good 4, Weather: Overcast, Rail Position: +5m Entire



BRISBANE RACING CLUB

Section	Overall	1200m	1000m	800m	600m	400m	200m
Section Times	1:24.34 [10] (0:14.27)	1:10.07 [10] (0:11.08)	0:58.99 [10] (0:11.34)	0:47.65 [10] (0:11.51)	0:36.14 [10] (0:11.33)	0:24.81 [9] (0:11.74)	0:13.07 [9] (0:13.07)
Average Speed [km/h]	50.6	65.3	64.1	63.7	64.4	61.4	55.0
Top Speed [km/h]	63.3	66.2	65.4	64.4	65.7	65.0	58.6
Avg. Dist. to Rail [m]	8.4	3.5	3.0	3.6	3.1	6.2	5.2
Avg. Stride Freq. [Hz]	2.3	2.3	2.3	2.3	2.3	2.3	2.2
Avg. Stride Length [m]	6.2	7.7	7.8	7.8	7.6	7.3	6.9



- [ ] Ranking at each section and finish
- .-.- No data available at this section
- NA No data available