

Track Rating: Good 4, Weather: Fine, Rail Position: True

Section		Field Times											Last 600m					
		Overall	1000m	800m	600m	400m	200m						0:34.38					
		1:10.22 (0:13.88)	0:56.34 (0:10.81)	0:45.53 (0:11.15)	0:34.38 (0:11.47)	0:22.91 (0:11.41)	0:11.50 (0:11.50)											
Rank	TAB	Horse/Jockey	Barrier	Top Speed [km/h]	Fastest Section												Margin	Distance Travelled [m]
1	2	MEDIA SCANDAL Jake Bayliss	7	66.6 1000m	0:10.91 1000m	1:10.22 [1] (0:14.02)	0:56.20 [3] (0:10.91)	0:45.29 [3] (0:11.25)	0:34.04 [4] (0:11.48)	0:22.56 [3] (0:11.18)	0:11.38 [3] (0:11.38)	1:10.22	0:34.04					
2	5	SIR CARTER Mark Du Plessis	5	67.5 1000m	0:10.82 1000m	1:10.38 [2] (0:13.88)	0:56.50 [1] (0:10.82)	0:45.68 [2] (0:11.14)	0:34.54 [1] (0:11.47)	0:23.07 [1] (0:11.41)	0:11.66 [1] (0:11.66)	0.8L	0:34.54	-5				
3	8	IT'SMEMARIO Gary Geran	8	68.5 1000m	0:10.77 1000m	1:10.61 [3] (0:13.92)	0:56.69 [2] (0:10.77)	0:45.92 [1] (0:11.18)	0:34.74 [2] (0:11.48)	0:23.26 [2] (0:11.46)	0:11.80 [2] (0:11.80)	2.1L	0:34.74	-3				
4	1	ASTEREN MAGIC Michael Cahill	2	66.9 1000m	0:11.11 1000m	1:10.62 [4] (0:14.09)	0:56.53 [4] (0:11.11)	0:45.42 [5] (0:11.22)	0:34.20 [5] (0:11.40)	0:22.80 [5] (0:11.26)	0:11.54 [4] (0:11.54)	2.2L	0:34.20	+1				
5	9	OUT BACK BOOM Samantha Collett	1	69.0 800m	0:10.99 1000m	1:10.97 [5] (0:14.11)	0:56.86 [5] (0:10.99)	0:45.87 [4] (0:11.07)	0:34.80 [3] (0:11.54)	0:23.26 [4] (0:11.37)	0:11.89 [5] (0:11.89)	4.2L	0:34.80	-2				
6	4	DIANA'S AFFAIR Cejay Graham	3	68.2 800m	0:10.99 1000m	1:11.02 [6] (0:14.54)	0:56.48 [6] (0:10.99)	0:45.49 [6] (0:11.01)	0:34.48 [6] (0:11.49)	0:22.99 [6] (0:11.39)	0:11.60 [6] (0:11.60)	4.4L	0:34.48	-2				

Scratched: Already A Star (#3), Affinity Flyer (#6), Thief By Night (#7)



Horse/Jockey Name	Media Scandal
Final Rank	1
Fastest Section Time (Section)	0:10.91 (1000m)
Top Speed [km/h] (Section)	66.6 (1000m)
Race State	Finished



Ipswich QLD Professional

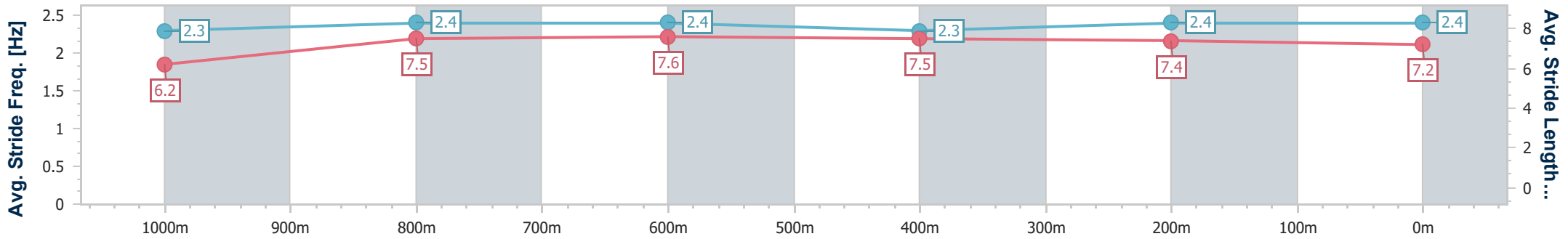
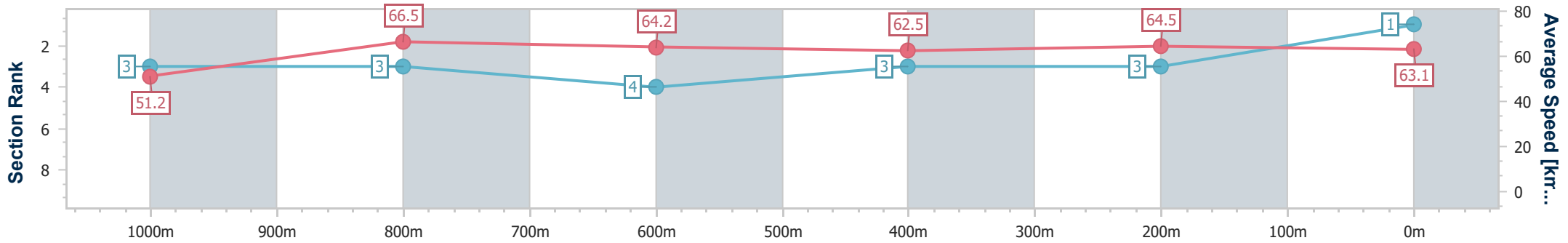
Race 2: BMF Class 2 Handicap - 1200m

03 November 2023 - 13:35



Track Rating: Good 4, Weather: Fine, Rail Position: True

Section	Overall	1000m	800m	600m	400m	200m
Section Times	1:10.22 [1] (0:14.02)	0:56.20 [3] (0:10.91)	0:45.29 [3] (0:11.25)	0:34.04 [4] (0:11.48)	0:22.56 [3] (0:11.18)	0:11.38 [3] (0:11.38)
Average Speed [km/h]	51.2	66.5	64.2	62.5	64.5	63.1
Top Speed [km/h]	66.2	66.6	65.9	63.8	65.5	65.3
Avg. Dist. to Rail [m]	5.4	2.2	0.7	0.2	0.2	0.5
Avg. Stride Freq. [Hz]	2.3	2.4	2.4	2.3	2.4	2.4
Avg. Stride Length [m]	6.2	7.5	7.6	7.5	7.4	7.2



- [] Ranking at each section and finish
- .-.-.- No data available at this section
- NA No data available



Horse/Jockey Name	Sir Carter
Final Rank	2
Fastest Section Time (Section)	0:10.82 (1000m)
Top Speed [km/h] (Section)	67.5 (1000m)
Race State	Finished



Ipswich QLD Professional

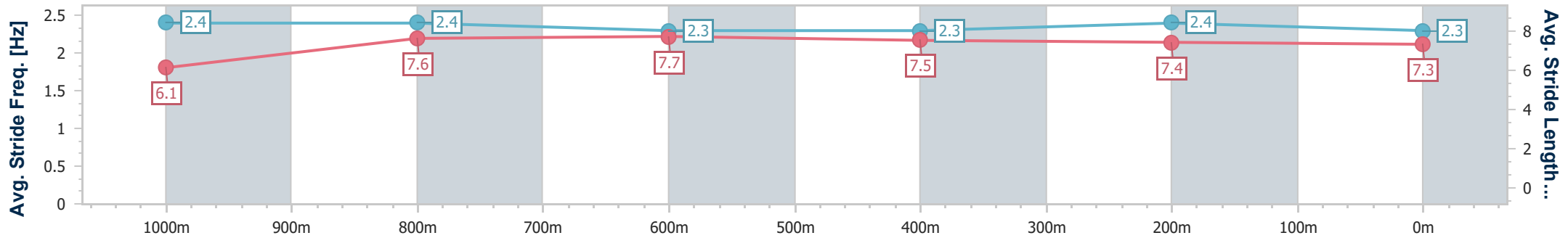
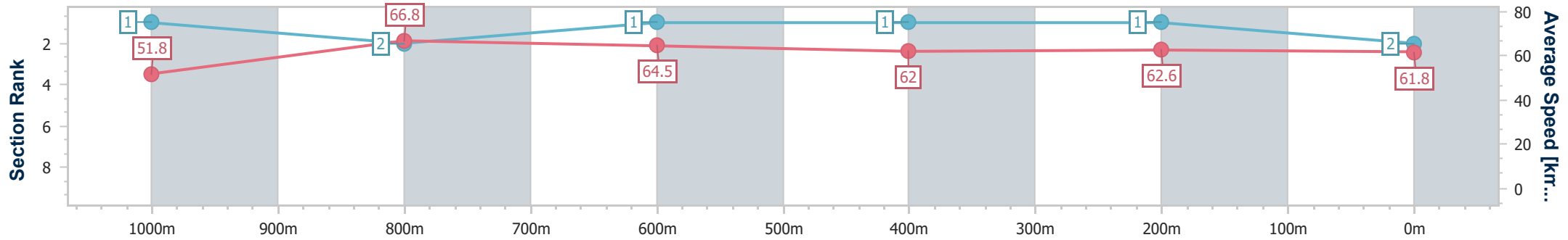
Race 2: BMF Class 2 Handicap - 1200m

03 November 2023 - 13:35



Track Rating: Good 4, Weather: Fine, Rail Position: True

Section	Overall	1000m	800m	600m	400m	200m
Section Times	1:10.38 [2] (0:13.88)	0:56.50 [1] (0:10.82)	0:45.68 [2] (0:11.14)	0:34.54 [1] (0:11.47)	0:23.07 [1] (0:11.41)	0:11.66 [1] (0:11.66)
Average Speed [km/h]	51.8	66.8	64.5	62.0	62.6	61.8
Top Speed [km/h]	66.2	67.5	66.1	63.0	63.4	63.4
Avg. Dist. to Rail [m]	4.5	1.0	1.1	2.2	2.7	2.2
Avg. Stride Freq. [Hz]	2.4	2.4	2.3	2.3	2.4	2.3
Avg. Stride Length [m]	6.1	7.6	7.7	7.5	7.4	7.3



- [] Ranking at each section and finish
- .-.- No data available at this section
- NA No data available



Horse/Jockey Name	It'smemario
Final Rank	3
Fastest Section Time (Section)	0:10.77 (1000m)
Top Speed [km/h] (Section)	68.5 (1000m)
Race State	Finished



Ipswich QLD Professional

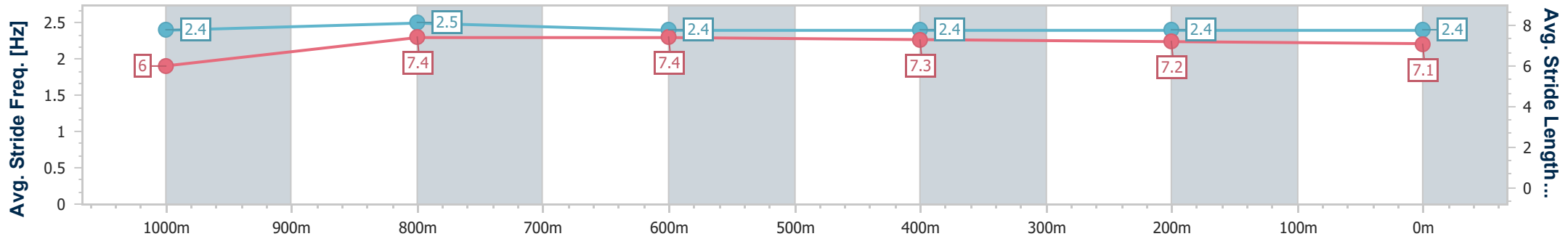
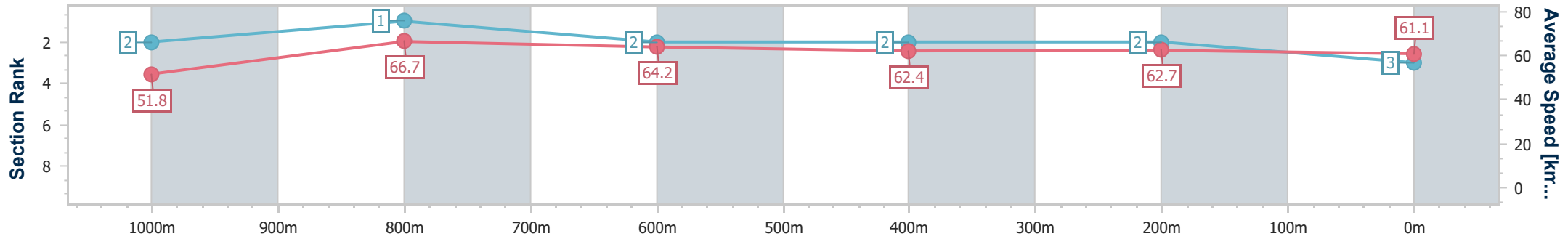
Race 2: BMF Class 2 Handicap - 1200m

03 November 2023 - 13:35



Track Rating: Good 4, Weather: Fine, Rail Position: True

Section	Overall	1000m	800m	600m	400m	200m
Section Times	1:10.61 [3] (0:13.92)	0:56.69 [2] (0:10.77)	0:45.92 [1] (0:11.18)	0:34.74 [2] (0:11.48)	0:23.26 [2] (0:11.46)	0:11.80 [2] (0:11.80)
Average Speed [km/h]	51.8	66.7	64.2	62.4	62.7	61.1
Top Speed [km/h]	68.0	68.5	65.9	63.3	63.4	62.3
Avg. Dist. to Rail [m]	7.2	1.2	0.8	1.2	0.7	1.0
Avg. Stride Freq. [Hz]	2.4	2.5	2.4	2.4	2.4	2.4
Avg. Stride Length [m]	6.0	7.4	7.4	7.3	7.2	7.1



- [] Ranking at each section and finish
- .-.- No data available at this section
- NA No data available



Horse/Jockey Name	Astern Magic
Final Rank	4
Fastest Section Time (Section)	0:11.11 (1000m)
Top Speed [km/h] (Section)	66.9 (1000m)
Race State	Finished



Ipswich QLD Professional

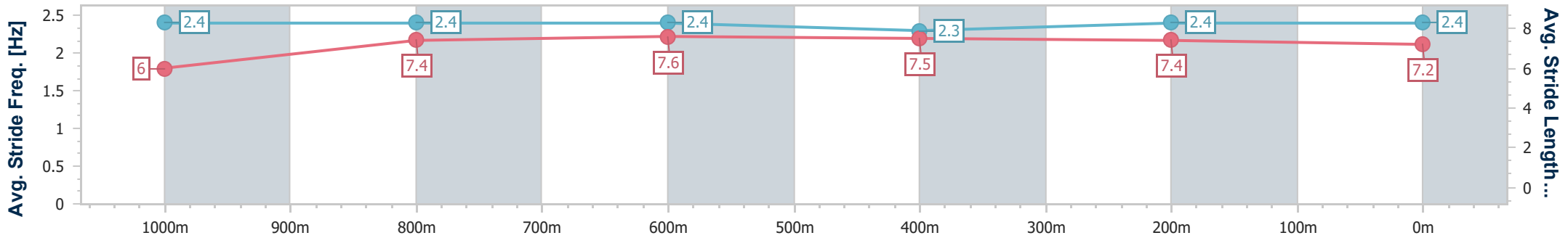
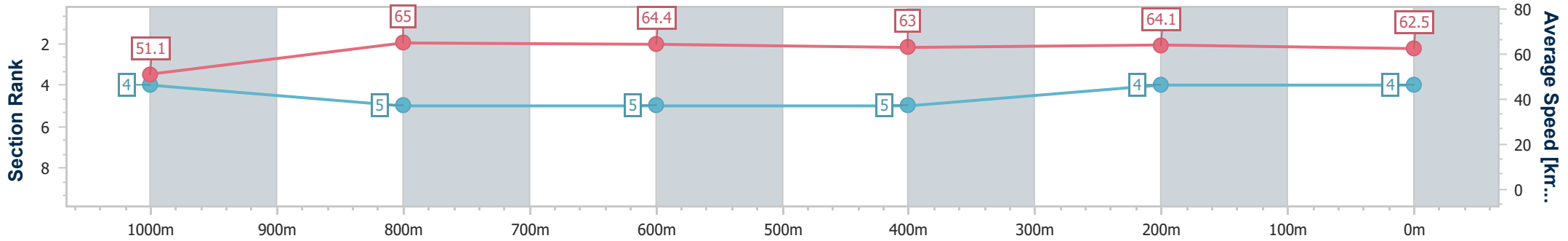
Race 2: BMF Class 2 Handicap - 1200m

03 November 2023 - 13:35



Track Rating: Good 4, Weather: Fine, Rail Position: True

Section	Overall	1000m	800m	600m	400m	200m
Section Times	1:10.62 [4] (0:14.09)	0:56.53 [4] (0:11.11)	0:45.42 [5] (0:11.22)	0:34.20 [5] (0:11.40)	0:22.80 [5] (0:11.26)	0:11.54 [4] (0:11.54)
Average Speed [km/h]	51.1	65.0	64.4	63.0	64.1	62.5
Top Speed [km/h]	66.1	66.9	66.6	64.4	64.9	64.2
Avg. Dist. to Rail [m]	3.4	1.6	0.5	0.4	2.3	4.2
Avg. Stride Freq. [Hz]	2.4	2.4	2.4	2.3	2.4	2.4
Avg. Stride Length [m]	6.0	7.4	7.6	7.5	7.4	7.2



- [] Ranking at each section and finish
- .-.- No data available at this section
- NA No data available



Horse/Jockey Name	Out Back Boom
Final Rank	5
Fastest Section Time (Section)	0:10.99 (1000m)
Top Speed [km/h] (Section)	69.0 (800m)
Race State	Finished



Ipswich QLD Professional

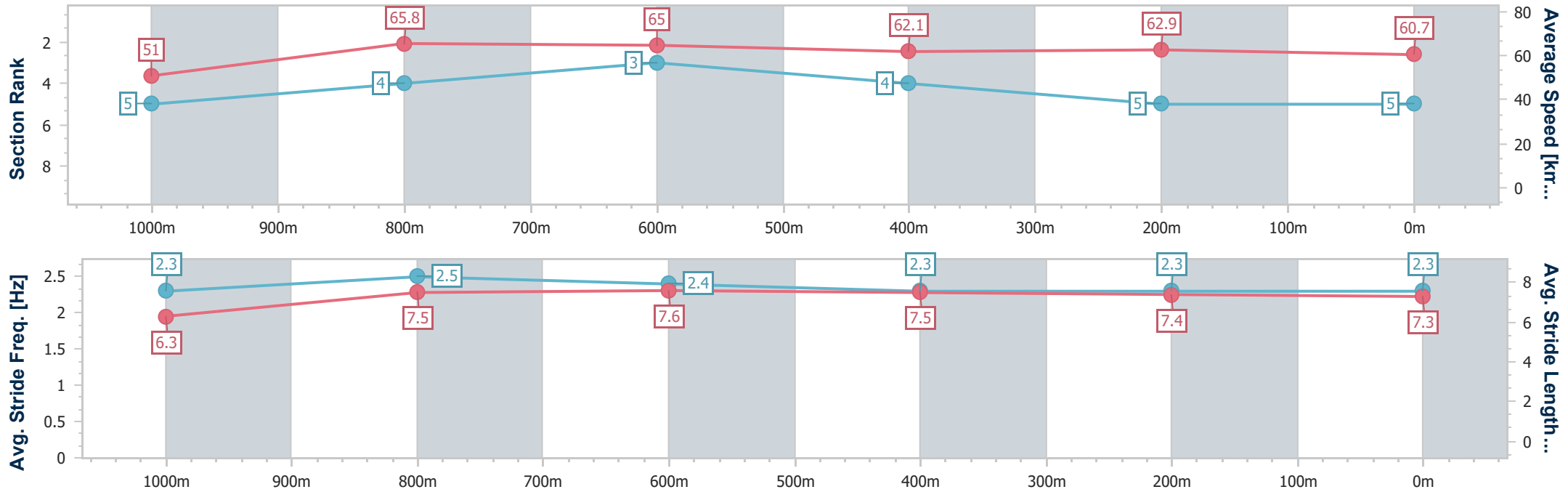
Race 2: BMF Class 2 Handicap - 1200m

03 November 2023 - 13:35



Track Rating: Good 4, Weather: Fine, Rail Position: True

Section	Overall	1000m	800m	600m	400m	200m
Section Times	1:10.97 [5] (0:14.11)	0:56.86 [5] (0:10.99)	0:45.87 [4] (0:11.07)	0:34.80 [3] (0:11.54)	0:23.26 [4] (0:11.37)	0:11.89 [5] (0:11.89)
Average Speed [km/h]	51.0	65.8	65.0	62.1	62.9	60.7
Top Speed [km/h]	66.1	68.8	69.0	63.0	64.0	62.1
Avg. Dist. to Rail [m]	2.2	1.1	0.5	1.3	1.0	0.8
Avg. Stride Freq. [Hz]	2.3	2.5	2.4	2.3	2.3	2.3
Avg. Stride Length [m]	6.3	7.5	7.6	7.5	7.4	7.3



- [] Ranking at each section and finish
- .-.-.- No data available at this section
- NA No data available



Horse/Jockey Name	Diana's Affair
Final Rank	6
Fastest Section Time (Section)	0:10.99 (1000m)
Top Speed [km/h] (Section)	68.2 (800m)
Race State	Finished



Ipswich QLD Professional

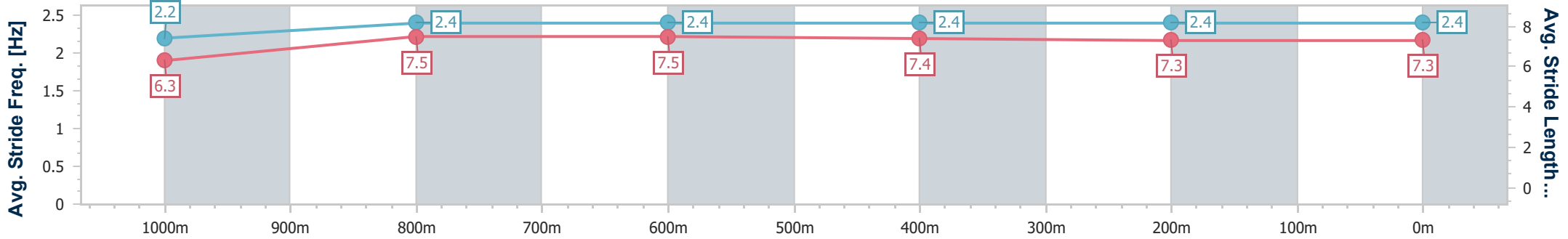
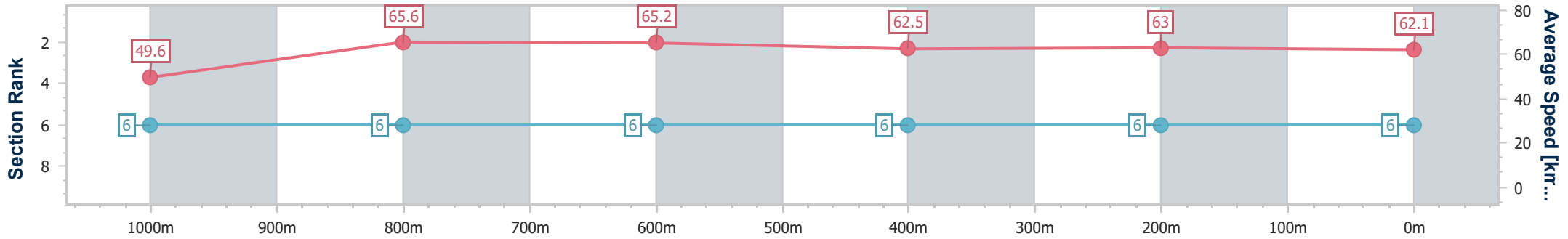
Race 2: BMF Class 2 Handicap - 1200m

03 November 2023 - 13:35



Track Rating: Good 4, Weather: Fine, Rail Position: True

Section	Overall	1000m	800m	600m	400m	200m
Section Times	1:11.02 [6] (0:14.54)	0:56.48 [6] (0:10.99)	0:45.49 [6] (0:11.01)	0:34.48 [6] (0:11.49)	0:22.99 [6] (0:11.39)	0:11.60 [6] (0:11.60)
Average Speed [km/h]	49.6	65.6	65.2	62.5	63.0	62.1
Top Speed [km/h]	65.5	66.1	68.2	63.0	63.3	63.1
Avg. Dist. to Rail [m]	4.1	0.7	0.4	0.9	0.6	1.7
Avg. Stride Freq. [Hz]	2.2	2.4	2.4	2.4	2.4	2.4
Avg. Stride Length [m]	6.3	7.5	7.5	7.4	7.3	7.3



- [] Ranking at each section and finish
- .-.- No data available at this section
- NA No data available