



**Doomben QLD Professional**  
**Race 7: CHILDREN'S HOSPITAL FOUNDATION BENCHMARK 65**  
**Handicap - 1350m**  
**01 November 2023 - 17:05**



BRISBANE  
RACING CLUB

Track Rating: Good 4, Weather: Fine, Rail Position: +6m Entire

Section												Last 600m	
Field Times												0:34.16	
	Overall	1200m	1000m	800m	600m	400m							
	1:21.89 (0:11.31)	1:10.58 (0:11.41)	0:59.17 (0:12.19)	0:46.98 (0:12.82)	0:34.16 (0:11.94)	0:22.22 (0:11.03)							
Rank	TAB	Horse/Jockey	Barrier	Top Speed [km/h]	Fastest Section							Distance Travelled [m]	
1	10	<b>MISS TAMBO</b> Martin Harley	9	68.2 200m	0:10.79 400m	1:21.89 [1] (0:11.72)	1:10.17 [5] (0:11.56)	0:58.61 [5] (0:12.13)	0:46.48 [5] (0:12.53)	0:33.95 [4] (0:12.01)	0:21.94 [4] (0:10.79)	0:33.95	
2	12	<b>TOJAKI</b> Jake Bayliss	5	66.4 200m	0:11.03 400m	1:21.94 [2] (0:11.40)	1:10.54 [2] (0:11.47)	0:59.07 [2] (0:12.20)	0:46.87 [2] (0:12.71)	0:34.16 [2] (0:11.89)	0:22.27 [1] (0:11.03)	0:34.16	-5
3	7	<b>BULLION BOY</b> Michael Murphy	3	67.1 200m	0:10.92 400m	1:22.14 [3] (0:11.87)	1:10.27 [7] (0:11.52)	0:58.75 [7] (0:12.03)	0:46.72 [6] (0:12.67)	0:34.05 [6] (0:11.92)	0:22.13 [6] (0:10.92)	0:34.05	-8
4	15	<b>BRAVE MASO</b> Robbie Dolan	2	66.5 400m	0:11.03 400m	1:22.19 [4] (0:11.31)	1:10.88 [1] (0:11.41)	0:59.47 [1] (0:12.19)	0:47.28 [1] (0:12.82)	0:34.46 [1] (0:12.03)	0:22.43 [2] (0:11.03)	0:34.46	-6
5	6	<b>BEFANA</b> Jake Molloy	12	68.0 400m	0:10.82 400m	1:22.19 [5] (0:11.92)	1:10.27 [8] (0:11.69)	0:58.58 [9] (0:12.10)	0:46.48 [9] (0:12.60)	0:33.88 [9] (0:11.87)	0:22.01 [8] (0:10.82)	0:33.88	-3
6	1	<b>COMMANDMENT</b> Cejay Graham	11	67.1 400m	0:11.03 400m	1:22.19 [6] (0:11.56)	1:10.63 [4] (0:11.36)	0:59.27 [3] (0:12.24)	0:47.03 [3] (0:12.71)	0:34.32 [3] (0:11.96)	0:22.36 [3] (0:11.03)	0:34.32	+2
7	13	<b>YES TO EXCESS</b> Kyle Wilson-Taylor	6	68.4 400m	0:10.82 400m	1:22.29 [7] (0:11.99)	1:10.30 [9] (0:11.52)	0:58.78 [8] (0:12.13)	0:46.65 [8] (0:12.51)	0:34.14 [7] (0:12.06)	0:22.08 [9] (0:10.82)	0:34.14	-1
8	9	<b>NORTHERN PRIDE</b> James Orman	4	67.2 400m	0:11.01 400m	1:22.30 [8] (0:11.77)	1:10.53 [6] (0:11.56)	0:58.97 [6] (0:12.26)	0:46.71 [7] (0:12.61)	0:34.10 [8] (0:11.88)	0:22.22 [7] (0:11.01)	0:34.10	-4
9	14	<b>NOBLE BEAUTY</b> Ben Thompson	1	66.2 200m	0:11.09 400m	1:22.37 [9] (0:11.43)	1:10.94 [3] (0:11.57)	0:59.37 [4] (0:12.17)	0:47.20 [4] (0:12.83)	0:34.37 [5] (0:11.95)	0:22.42 [5] (0:11.09)	0:34.37	-6

Scratched: Lady Wardell (#3), Alberich (#5), Brasco (#11), I Am Takingthelot (#8), Script Writer (#4), Hang Five (#2)

[ ] Ranking at each section and finish  
 -:-:- No data available at this section  
 NA No data available

SCN Saddle cloth number  
 DNF Did not finish  
 DNT Did not track



**Doomben QLD Professional**  
**Race 7: CHILDREN'S HOSPITAL FOUNDATION BENCHMARK 65**  
**Handicap - 1350m**  
**01 November 2023 - 17:05**



Track Rating: Good 4, Weather: Fine, Rail Position: +6m Entire

Section				200m				Last 600m	
Field Times				0:11.19				0:34.16	
				(0:11.19)					
Rank	TAB	Horse/Jockey	Barrier	Top Speed [km/h]	Fastest Section	Margin			Distance Travelled [m]
1	10	<b>MISS TAMBO</b>	9	68.2	0:10.79	0:11.15 [2]	1:21.89		0:33.95
		Martin Harley		200m	400m	(0:11.15)			
2	12	<b>TOJAKI</b>	5	66.4	0:11.03	0:11.24 [1]	0.31L		0:34.16 -5
		Jake Bayliss		200m	400m	(0:11.24)			
3	7	<b>BULLION BOY</b>	3	67.1	0:10.92	0:11.21 [5]	1.47L		0:34.05 -8
		Michael Murphy		200m	400m	(0:11.21)			
4	15	<b>BRAVE MASO</b>	2	66.5	0:11.03	0:11.40 [3]	1.76L		0:34.46 -6
		Robbie Dolan		400m	400m	(0:11.40)			
5	6	<b>BEFANA</b>	12	68.0	0:10.82	0:11.19 [6]	1.77L		0:33.88 -3
		Jake Molloy		400m	400m	(0:11.19)			
6	1	<b>COMMANDMENT</b>	11	67.1	0:11.03	0:11.33 [4]	1.79L		0:34.32 +2
		Cejay Graham		400m	400m	(0:11.33)			
7	13	<b>YES TO EXCESS</b>	6	68.4	0:10.82	0:11.26 [7]	2.37L		0:34.14 -1
		Kyle Wilson-Taylor		400m	400m	(0:11.26)			
8	9	<b>NORTHERN PRIDE</b>	4	67.2	0:11.01	0:11.21 [9]	2.42L		0:34.10 -4
		James Orman		400m	400m	(0:11.21)			
9	14	<b>NOBLE BEAUTY</b>	1	66.2	0:11.09	0:11.33 [8]	2.84L		0:34.37 -6
		Ben Thompson		200m	400m	(0:11.33)			

Scratched: Lady Wardell (#3), Alberich (#5), Brasco (#11), I Am Takingthelot (#8), Script Writer (#4), Hang Five (#2)

[ ] Ranking at each section and finish  
 -:-:- No data available at this section  
 NA No data available

SCN Saddle cloth number  
 DNF Did not finish  
 DNT Did not track



Horse/Jockey Name	Miss Tambo
Final Rank	1
Fastest Section Time (Section)	0:10.79 (400m)
Top Speed [km/h] (Section)	68.2 (200m)
Race State	Finished

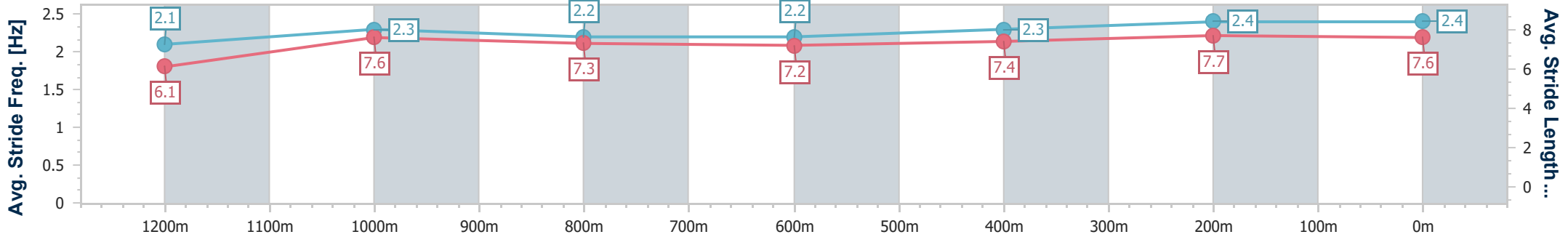
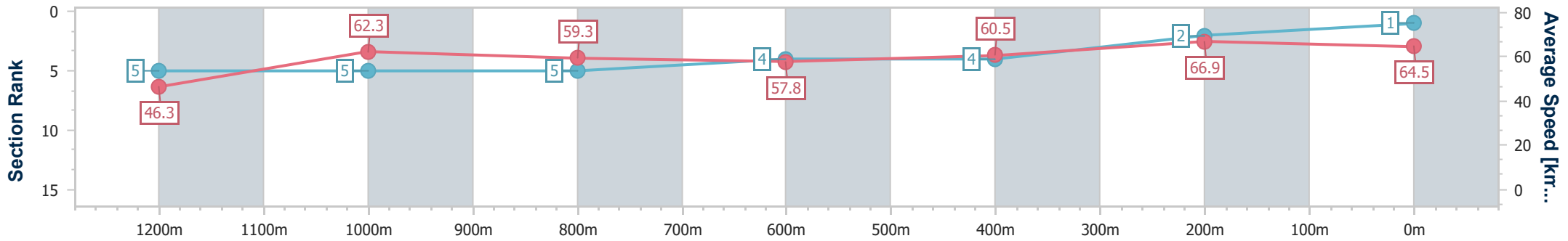


**Doomben QLD Professional**  
**Race 7: CHILDREN'S HOSPITAL FOUNDATION BENCHMARK**  
**65 Handicap - 1350m**  
**01 November 2023 - 17:05**  
**Track Rating: Good 4, Weather: Fine, Rail Position: +6m Entire**



**BRISBANE**  
 RACING CLUB

Section	Overall	1200m	1000m	800m	600m	400m	200m
Section Times	1:21.89 [1] (0:11.72)	1:10.17 [5] (0:11.56)	0:58.61 [5] (0:12.13)	0:46.48 [5] (0:12.53)	0:33.95 [4] (0:12.01)	0:21.94 [4] (0:10.79)	0:11.15 [2] (0:11.15)
Average Speed [km/h]	46.3	62.3	59.3	57.8	60.5	66.9	64.5
Top Speed [km/h]	62.2	63.5	62.7	59.2	64.7	68.2	68.2
Avg. Dist. to Rail [m]	6.9	1.5	1.0	1.0	1.4	2.3	2.2
Avg. Stride Freq. [Hz]	2.1	2.3	2.2	2.2	2.3	2.4	2.4
Avg. Stride Length [m]	6.1	7.6	7.3	7.2	7.4	7.7	7.6



- [ ] Ranking at each section and finish
- .-.- No data available at this section
- NA No data available



Horse/Jockey Name	Tojaki
Final Rank	2
Fastest Section Time (Section)	0:11.03 (400m)
Top Speed [km/h] (Section)	66.4 (200m)
Race State	Finished

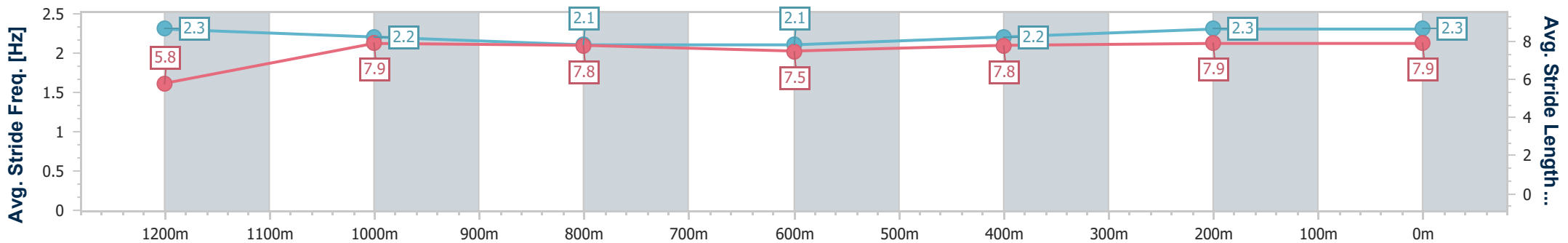
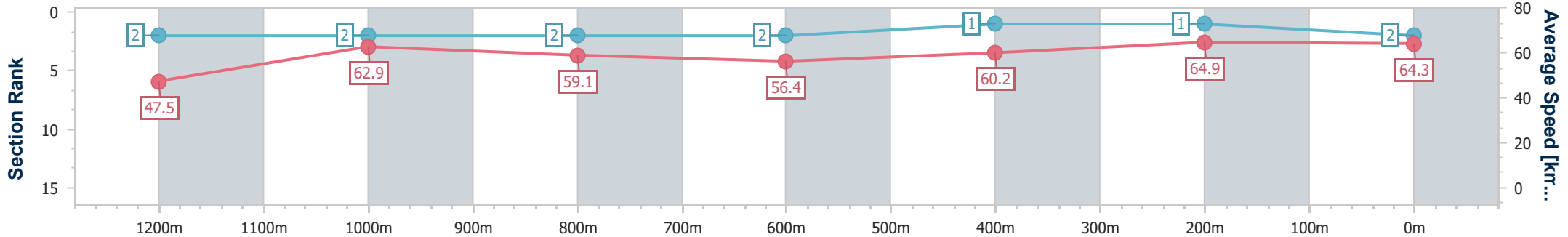


**Doomben QLD Professional**  
**Race 7: CHILDREN'S HOSPITAL FOUNDATION BENCHMARK**  
**65 Handicap - 1350m**  
**01 November 2023 - 17:05**  
**Track Rating: Good 4, Weather: Fine, Rail Position: +6m Entire**



**BRISBANE**  
**RACING CLUB**

Section	Overall	1200m	1000m	800m	600m	400m	200m
Section Times	1:21.94 [2] (0:11.40)	1:10.54 [2] (0:11.47)	0:59.07 [2] (0:12.20)	0:46.87 [2] (0:12.71)	0:34.16 [2] (0:11.89)	0:22.27 [1] (0:11.03)	0:11.24 [1] (0:11.24)
Average Speed [km/h]	47.5	62.9	59.1	56.4	60.2	64.9	64.3
Top Speed [km/h]	63.4	63.5	62.0	57.8	63.2	66.4	66.4
Avg. Dist. to Rail [m]	5.2	1.8	1.0	0.7	1.1	0.7	0.4
Avg. Stride Freq. [Hz]	2.3	2.2	2.1	2.1	2.2	2.3	2.3
Avg. Stride Length [m]	5.8	7.9	7.8	7.5	7.8	7.9	7.9



- [ ] Ranking at each section and finish
- .-.- No data available at this section
- NA No data available



Horse/Jockey Name	Bullion Boy
Final Rank	3
Fastest Section Time (Section)	0:10.92 (400m)
Top Speed [km/h] (Section)	67.1 (200m)
Race State	Finished

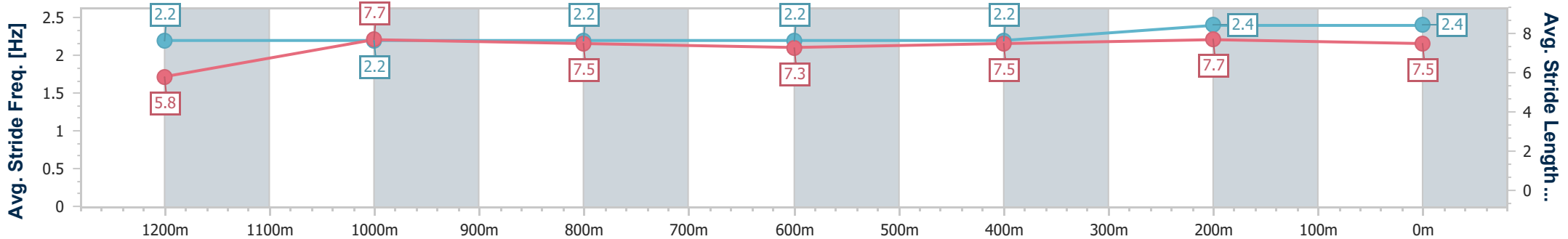
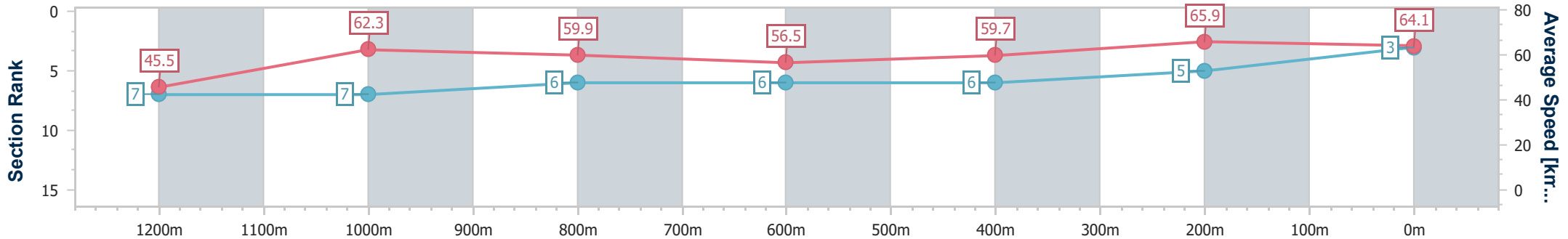


**Doomben QLD Professional**  
**Race 7: CHILDREN'S HOSPITAL FOUNDATION BENCHMARK**  
**65 Handicap - 1350m**  
**01 November 2023 - 17:05**  
**Track Rating: Good 4, Weather: Fine, Rail Position: +6m Entire**



**BRISBANE**  
**RACING CLUB**

Section	Overall	1200m	1000m	800m	600m	400m	200m
Section Times	1:22.14 [3] (0:11.87)	1:10.27 [7] (0:11.52)	0:58.75 [7] (0:12.03)	0:46.72 [6] (0:12.67)	0:34.05 [6] (0:11.92)	0:22.13 [6] (0:10.92)	0:11.21 [5] (0:11.21)
Average Speed [km/h]	45.5	62.3	59.9	56.5	59.7	65.9	64.1
Top Speed [km/h]	61.3	63.5	62.5	58.2	63.6	67.0	67.1
Avg. Dist. to Rail [m]	3.1	0.8	0.5	1.5	1.7	1.9	2.7
Avg. Stride Freq. [Hz]	2.2	2.2	2.2	2.2	2.2	2.4	2.4
Avg. Stride Length [m]	5.8	7.7	7.5	7.3	7.5	7.7	7.5



- [ ] Ranking at each section and finish
- .-.- No data available at this section
- NA No data available



Horse/Jockey Name	Brave Maso
Final Rank	4
Fastest Section Time (Section)	0:11.03 (400m)
Top Speed [km/h] (Section)	66.5 (400m)
Race State	Finished

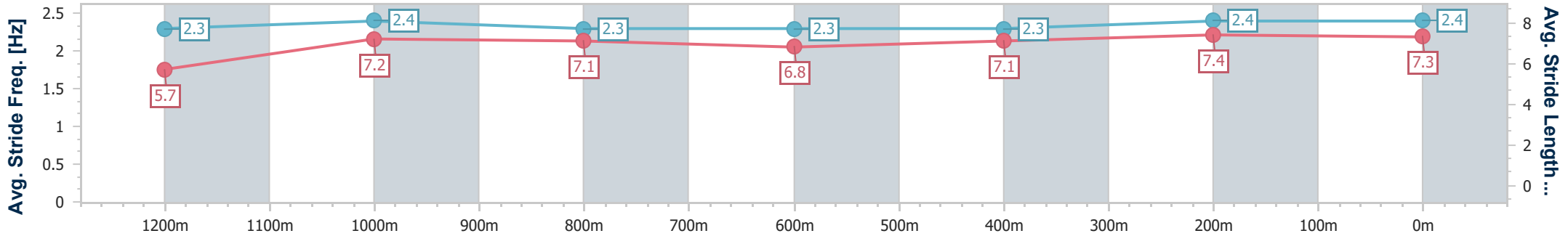
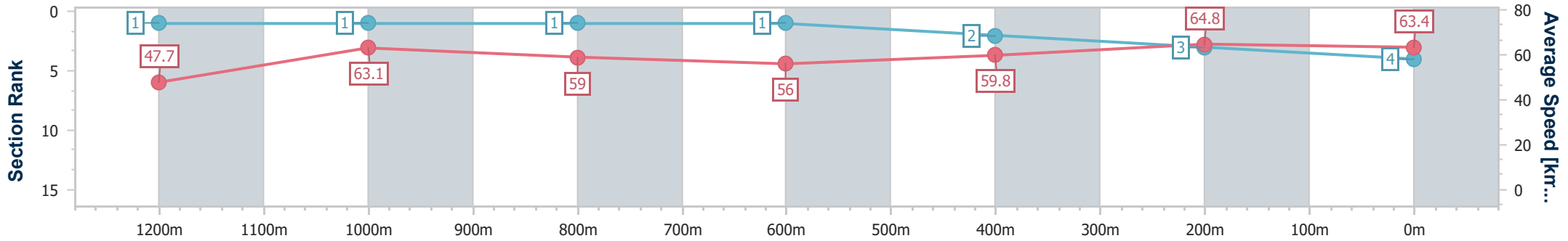


**Doomben QLD Professional**  
**Race 7: CHILDREN'S HOSPITAL FOUNDATION BENCHMARK**  
**65 Handicap - 1350m**  
**01 November 2023 - 17:05**  
**Track Rating: Good 4, Weather: Fine, Rail Position: +6m Entire**



**BRISBANE**  
**RACING CLUB**

Section	Overall	1200m	1000m	800m	600m	400m	200m
Section Times	1:22.19 [4] (0:11.31)	1:10.88 [1] (0:11.41)	0:59.47 [1] (0:12.19)	0:47.28 [1] (0:12.82)	0:34.46 [1] (0:12.03)	0:22.43 [2] (0:11.03)	0:11.40 [3] (0:11.40)
Average Speed [km/h]	47.7	63.1	59.0	56.0	59.8	64.8	63.4
Top Speed [km/h]	63.8	64.1	62.2	57.3	62.2	66.5	64.6
Avg. Dist. to Rail [m]	3.1	0.5	0.4	0.6	0.7	0.8	0.5
Avg. Stride Freq. [Hz]	2.3	2.4	2.3	2.3	2.3	2.4	2.4
Avg. Stride Length [m]	5.7	7.2	7.1	6.8	7.1	7.4	7.3



- [ ] Ranking at each section and finish
- .-.- No data available at this section
- NA No data available



Horse/Jockey Name	Befana
Final Rank	5
Fastest Section Time (Section)	0:10.82 (400m)
Top Speed [km/h] (Section)	68.0 (400m)
Race State	Finished

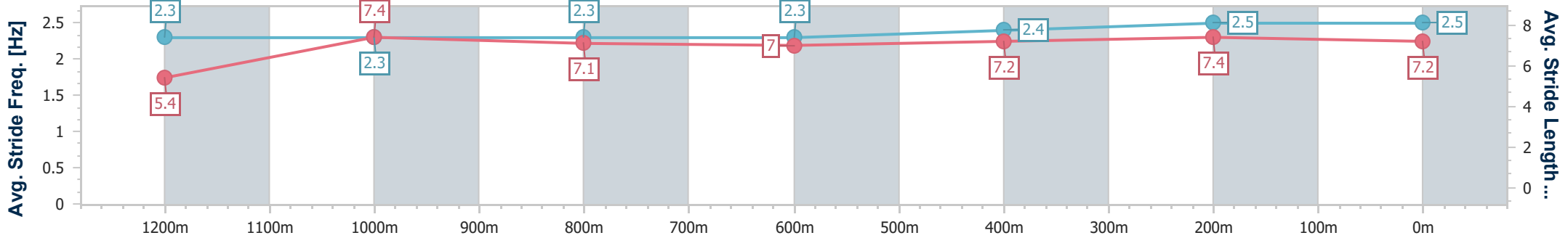
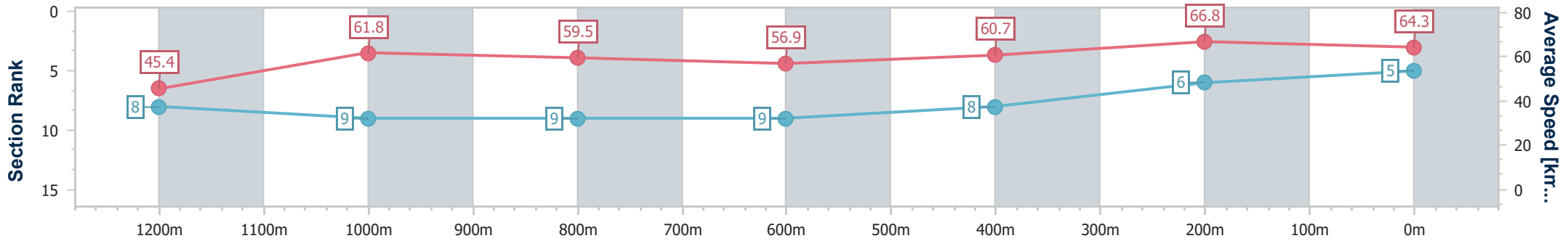


**Doomben QLD Professional**  
**Race 7: CHILDREN'S HOSPITAL FOUNDATION BENCHMARK**  
**65 Handicap - 1350m**  
**01 November 2023 - 17:05**  
**Track Rating: Good 4, Weather: Fine, Rail Position: +6m Entire**



**BRISBANE**  
**RACING CLUB**

Section	Overall	1200m	1000m	800m	600m	400m	200m
Section Times	1:22.19 [5] (0:11.92)	1:10.27 [8] (0:11.69)	0:58.58 [9] (0:12.10)	0:46.48 [9] (0:12.60)	0:33.88 [9] (0:11.87)	0:22.01 [8] (0:10.82)	0:11.19 [6] (0:11.19)
Average Speed [km/h]	45.4	61.8	59.5	56.9	60.7	66.8	64.3
Top Speed [km/h]	61.7	63.4	61.5	59.4	65.7	68.0	66.7
Avg. Dist. to Rail [m]	8.6	1.9	0.3	0.3	0.3	2.1	2.9
Avg. Stride Freq. [Hz]	2.3	2.3	2.3	2.3	2.4	2.5	2.5
Avg. Stride Length [m]	5.4	7.4	7.1	7.0	7.2	7.4	7.2



- [ ] Ranking at each section and finish
- .-.- No data available at this section
- NA No data available



Horse/Jockey Name	Commandment
Final Rank	6
Fastest Section Time (Section)	0:11.03 (400m)
Top Speed [km/h] (Section)	67.1 (400m)
Race State	Finished

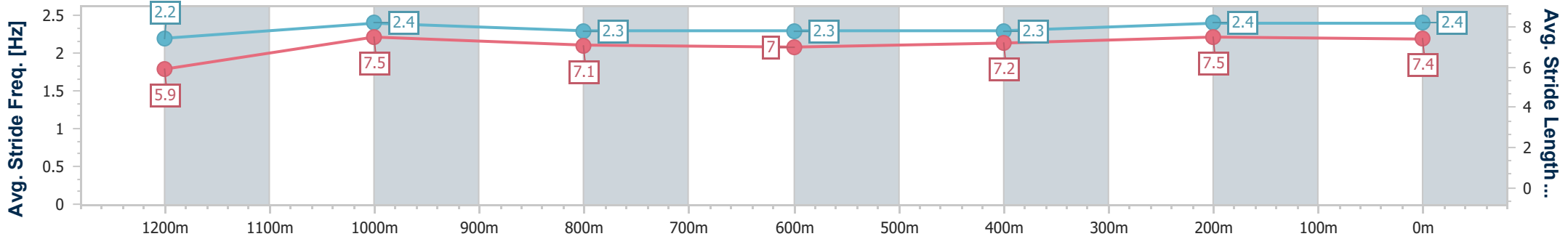
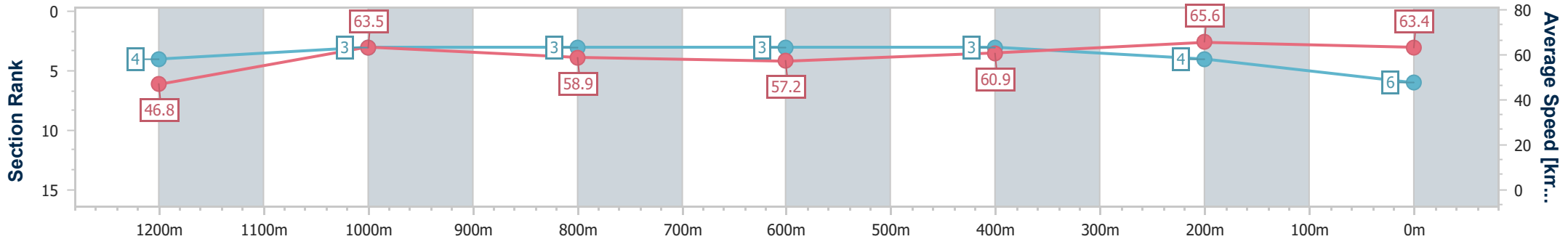


**Doomben QLD Professional**  
**Race 7: CHILDREN'S HOSPITAL FOUNDATION BENCHMARK**  
**65 Handicap - 1350m**  
**01 November 2023 - 17:05**  
**Track Rating: Good 4, Weather: Fine, Rail Position: +6m Entire**



**BRISBANE**  
RACING CLUB

Section	Overall	1200m	1000m	800m	600m	400m	200m
Section Times	1:22.19 [6] (0:11.56)	1:10.63 [4] (0:11.36)	0:59.27 [3] (0:12.24)	0:47.03 [3] (0:12.71)	0:34.32 [3] (0:11.96)	0:22.36 [3] (0:11.03)	0:11.33 [4] (0:11.33)
Average Speed [km/h]	46.8	63.5	58.9	57.2	60.9	65.6	63.4
Top Speed [km/h]	65.4	66.0	62.3	59.3	65.7	67.1	65.0
Avg. Dist. to Rail [m]	8.1	1.3	0.8	1.8	2.2	3.8	3.2
Avg. Stride Freq. [Hz]	2.2	2.4	2.3	2.3	2.3	2.4	2.4
Avg. Stride Length [m]	5.9	7.5	7.1	7.0	7.2	7.5	7.4



- [ ] Ranking at each section and finish
- .-.- No data available at this section
- NA No data available





Horse/Jockey Name	Yes To Excess
Final Rank	7
Fastest Section Time (Section)	0:10.82 (400m)
Top Speed [km/h] (Section)	68.4 (400m)
Race State	Finished

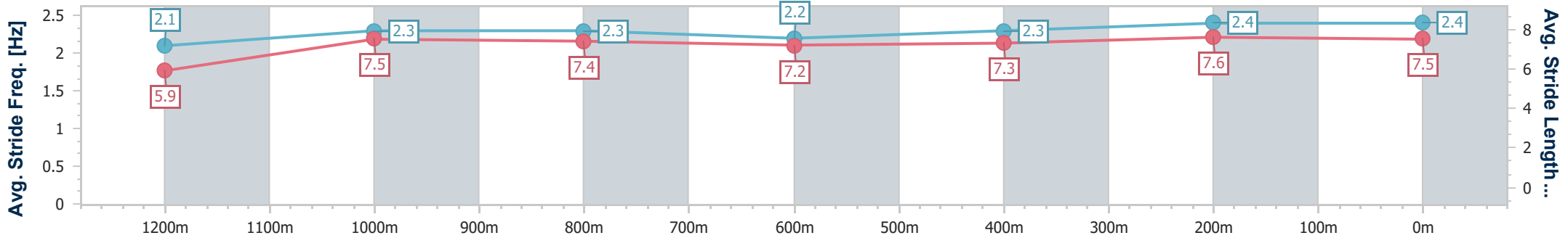
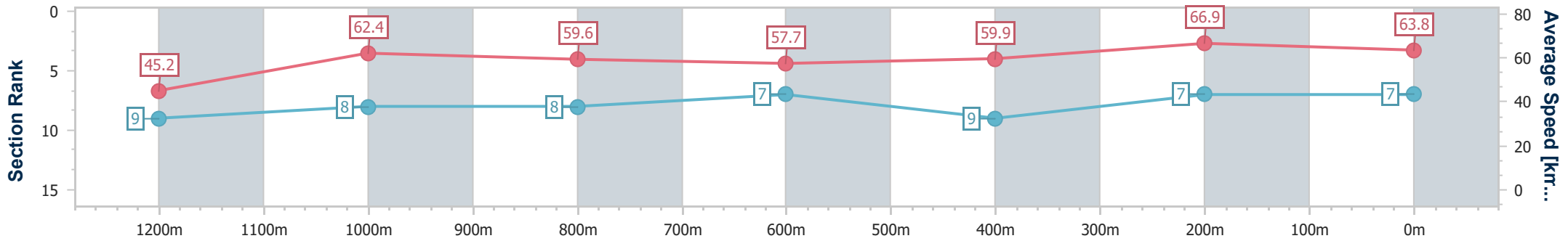


**Doomben QLD Professional**  
**Race 7: CHILDREN'S HOSPITAL FOUNDATION BENCHMARK**  
**65 Handicap - 1350m**  
**01 November 2023 - 17:05**  
**Track Rating: Good 4, Weather: Fine, Rail Position: +6m Entire**



**BRISBANE**  
**RACING CLUB**

Section	Overall	1200m	1000m	800m	600m	400m	200m
Section Times	1:22.29 [7] (0:11.99)	1:10.30 [9] (0:11.52)	0:58.78 [8] (0:12.13)	0:46.65 [8] (0:12.51)	0:34.14 [7] (0:12.06)	0:22.08 [9] (0:10.82)	0:11.26 [7] (0:11.26)
Average Speed [km/h]	45.2	62.4	59.6	57.7	59.9	66.9	63.8
Top Speed [km/h]	61.7	63.7	62.9	59.3	64.8	68.4	66.6
Avg. Dist. to Rail [m]	5.7	1.1	1.1	0.9	0.4	2.3	3.8
Avg. Stride Freq. [Hz]	2.1	2.3	2.3	2.2	2.3	2.4	2.4
Avg. Stride Length [m]	5.9	7.5	7.4	7.2	7.3	7.6	7.5



- [ ] Ranking at each section and finish
- .-.- No data available at this section
- NA No data available



Horse/Jockey Name	Northern Pride
Final Rank	8
Fastest Section Time (Section)	0:11.01 (400m)
Top Speed [km/h] (Section)	67.2 (400m)
Race State	Finished

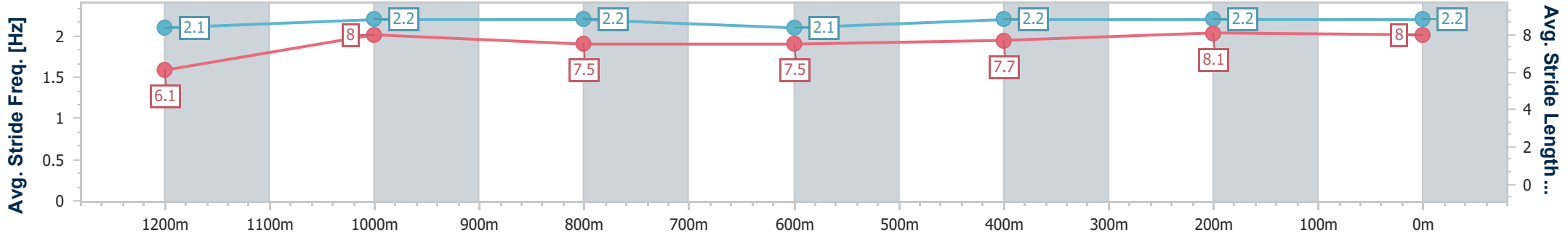
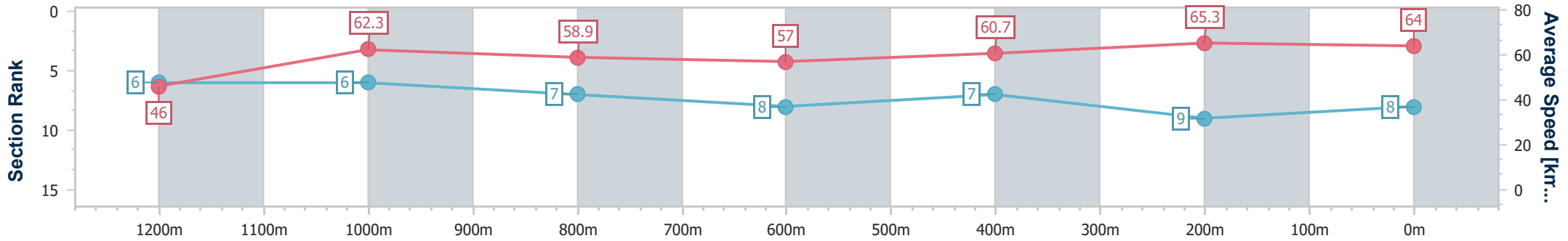


**Doomben QLD Professional**  
**Race 7: CHILDREN'S HOSPITAL FOUNDATION BENCHMARK**  
**65 Handicap - 1350m**  
**01 November 2023 - 17:05**  
**Track Rating: Good 4, Weather: Fine, Rail Position: +6m Entire**



**BRISBANE**  
 RACING CLUB

Section	Overall	1200m	1000m	800m	600m	400m	200m
Section Times	1:22.30 [8] (0:11.77)	1:10.53 [6] (0:11.56)	0:58.97 [6] (0:12.26)	0:46.71 [7] (0:12.61)	0:34.10 [8] (0:11.88)	0:22.22 [7] (0:11.01)	0:11.21 [9] (0:11.21)
Average Speed [km/h]	46.0	62.3	58.9	57.0	60.7	65.3	64.0
Top Speed [km/h]	63.7	64.7	62.0	60.2	62.7	67.2	66.5
Avg. Dist. to Rail [m]	4.0	0.8	0.8	0.2	0.5	1.1	2.3
Avg. Stride Freq. [Hz]	2.1	2.2	2.2	2.1	2.2	2.2	2.2
Avg. Stride Length [m]	6.1	8.0	7.5	7.5	7.7	8.1	8.0



- [ ] Ranking at each section and finish
- .-.- No data available at this section
- NA No data available



Horse/Jockey Name	Noble Beauty
Final Rank	9
Fastest Section Time (Section)	0:11.09 (400m)
Top Speed [km/h] (Section)	66.2 (200m)
Race State	Finished

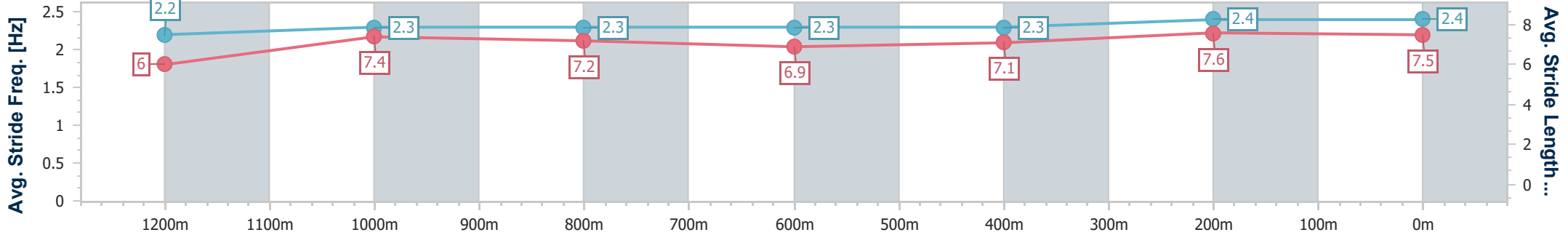
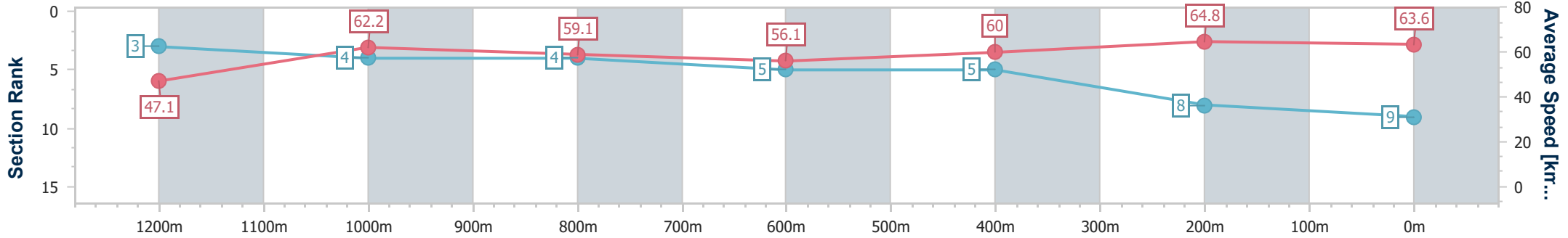


**Doomben QLD Professional**  
**Race 7: CHILDREN'S HOSPITAL FOUNDATION BENCHMARK**  
**65 Handicap - 1350m**  
**01 November 2023 - 17:05**  
**Track Rating: Good 4, Weather: Fine, Rail Position: +6m Entire**



**BRISBANE**  
 RACING CLUB

Section	Overall	1200m	1000m	800m	600m	400m	200m
Section Times	1:22.37 [9] (0:11.43)	1:10.94 [3] (0:11.57)	0:59.37 [4] (0:12.17)	0:47.20 [4] (0:12.83)	0:34.37 [5] (0:11.95)	0:22.42 [5] (0:11.09)	0:11.33 [8] (0:11.33)
Average Speed [km/h]	47.1	62.2	59.1	56.1	60.0	64.8	63.6
Top Speed [km/h]	61.0	62.7	62.2	57.0	63.2	66.1	66.2
Avg. Dist. to Rail [m]	2.5	0.6	0.4	0.2	0.9	0.7	0.5
Avg. Stride Freq. [Hz]	2.2	2.3	2.3	2.3	2.3	2.4	2.4
Avg. Stride Length [m]	6.0	7.4	7.2	6.9	7.1	7.6	7.5



- [ ] Ranking at each section and finish
- .-.- No data available at this section
- NA No data available