



Doomben QLD Professional

Race 5: SAPPHIRE COMMITTEE Maiden Plate - 1350m

01 November 2023 - 15:51



BRISBANE
RACING CLUB

Track Rating: Good 4, Weather: Fine, Rail Position: +6m Entire

Section		Overall	1200m	1000m	800m	600m	400m	Last 600m				
Field Times		1:21.59 (0:11.08)	1:10.51 (0:11.11)	0:59.40 (0:11.57)	0:47.83 (0:12.48)	0:35.35 (0:12.34)	0:23.01 (0:11.69)	0:35.35				
Rank	TAB Horse/Jockey	Barrier	Top Speed [km/h]	Fastest Section							Distance Travelled [m]	
1	7 RUSSIAN MYSTIC Jaden Lloyd	9	65.7 1200m	0:11.29 400m	1:21.59 [1] (0:11.65)	1:09.94 [8] (0:11.36)	0:58.58 [8] (0:11.47)	0:47.11 [7] (0:12.37)	0:34.74 [7] (0:12.15)	0:22.59 [7] (0:11.29)	0:34.74	
2	13 A CERTAIN MAYBE Robbie Dolan	12	67.0 200m	0:11.16 400m	1:21.89 [2] (0:12.28)	1:09.61 [12] (0:11.48)	0:58.13 [12] (0:11.44)	0:46.69 [13] (0:12.26)	0:34.43 [13] (0:12.10)	0:22.33 [13] (0:11.16)	0:34.43	-1
3	9 MANNERHEIM Boris Thornton	10	66.2 400m	0:11.27 400m	1:21.92 [3] (0:11.83)	1:10.09 [10] (0:11.43)	0:58.66 [9] (0:11.46)	0:47.20 [9] (0:12.39)	0:34.81 [9] (0:12.12)	0:22.69 [10] (0:11.27)	0:34.81	+2
4	4 KITEMA James Orman	8	66.2 Overall	0:11.26 400m	1:22.06 [4] (0:11.57)	1:10.49 [6] (0:11.33)	0:59.16 [6] (0:11.76)	0:47.40 [8] (0:12.28)	0:35.12 [8] (0:12.19)	0:22.93 [8] (0:11.26)	0:35.12	+5
5	5 OCEAN HONOUR Mark Du Plessis	2	65.2 1200m	0:11.18 1200m	1:22.07 [5] (0:11.46)	1:10.61 [5] (0:11.18)	0:59.43 [4] (0:11.45)	0:47.98 [4] (0:12.45)	0:35.53 [4] (0:12.37)	0:23.16 [5] (0:11.59)	0:35.53	+1
6	14 LEITZEL Jake Bayliss	7	64.8 1200m	0:11.30 1200m	1:22.12 [6] (0:11.63)	1:10.49 [7] (0:11.30)	0:59.19 [7] (0:11.51)	0:47.68 [6] (0:12.25)	0:35.43 [6] (0:12.25)	0:23.18 [6] (0:11.66)	0:35.43	-3
7	12 PUCCINI DREAM Samantha Collett	14	67.0 1000m	0:11.29 1000m	1:22.23 [7] (0:12.55)	1:09.68 [13] (0:11.35)	0:58.33 [13] (0:11.29)	0:47.04 [12] (0:12.24)	0:34.80 [12] (0:12.05)	0:22.75 [12] (0:11.37)	0:34.80	+2
8	6 PUSH TURBO Georgina Cartwright	5	66.5 1000m	0:11.19 Overall	1:22.25 [8] (0:11.19)	1:11.06 [2] (0:11.19)	0:59.87 [2] (0:11.41)	0:48.46 [2] (0:12.48)	0:35.98 [2] (0:12.32)	0:23.66 [2] (0:11.68)	0:35.98	+2
9	10 BEAM ME UP Taylor Marshall	13	65.3 1200m	0:11.37 1200m	1:22.33 [9] (0:12.24)	1:10.09 [11] (0:11.37)	0:58.72 [11] (0:11.38)	0:47.34 [11] (0:12.24)	0:35.10 [11] (0:12.05)	0:23.05 [11] (0:11.50)	0:35.10	+3
10	11 MISTY GOLD Luke Tarrant	3	64.6 1000m	0:11.25 1200m	1:22.40 [10] (0:11.43)	1:10.97 [4] (0:11.25)	0:59.72 [5] (0:11.56)	0:48.16 [5] (0:12.34)	0:35.82 [5] (0:12.22)	0:23.60 [4] (0:11.52)	0:35.82	+2

Scratched: Slava Iola Myiolio (#8), Huracanevo (#3)

Report Created: Wed 1 November 2023 16:36 GMT (Note: Timing is based on position data)

Page 1/17

[] Ranking at each section and finish
 -:-:- No data available at this section
 NA No data available

SCN Saddle cloth number
 DNF Did not finish
 DNT Did not track

data processed by TRIPLES DATA



Doomben QLD Professional

Race 5: SAPPHIRE COMMITTEE Maiden Plate - 1350m

01 November 2023 - 15:51



BRISBANE
RACING CLUB

Track Rating: Good 4, Weather: Fine, Rail Position: +6m Entire

Section	Overall	1200m	1000m	800m	600m	400m	Last 600m
Field Times	1:21.59 (0:11.08)	1:10.51 (0:11.11)	0:59.40 (0:11.57)	0:47.83 (0:12.48)	0:35.35 (0:12.34)	0:23.01 (0:11.69)	0:35.35

Rank	TAB	Horse/Jockey	Barrier	Top Speed [km/h]	Fastest Section	Overall	1200m	1000m	800m	600m	400m	Last 600m	Distance Travelled [m]
11	1	BANKSTOWN Trudy Thornton	1	66.6	0:11.08	1:22.45 [11] (0:11.08)	1:11.37 [1] (0:11.11)	1:00.26 [1] (0:11.57)	0:48.69 [1] (0:12.48)	0:36.21 [1] (0:12.34)	0:23.87 [1] (0:11.70)	0:36.21	-1
12	2	FIRST TO MARS Cejay Graham	6	64.6	0:11.45	1:22.58 [12] (0:11.82)	1:10.76 [9] (0:11.52)	0:59.24 [10] (0:11.45)	0:47.79 [10] (0:12.34)	0:35.45 [10] (0:12.03)	0:23.42 [9] (0:11.49)	0:35.45	-2
13	15	MISS SHU Anthony Allen	4	65.7	0:11.17	1:22.76 [13] (0:11.26)	1:11.50 [3] (0:11.17)	1:00.33 [3] (0:11.50)	0:48.83 [3] (0:12.41)	0:36.42 [3] (0:12.33)	0:24.09 [3] (0:11.61)	0:36.42	+3

Scratched: Slava Iola Myiolio (#8), Huracanevo (#3)

[] Ranking at each section and finish
 -:-:- No data available at this section
 NA No data available

SCN Saddle cloth number
 DNF Did not finish
 DNT Did not track



Doomben QLD Professional

Race 5: SAPPHIRE COMMITTEE Maiden Plate - 1350m

01 November 2023 - 15:51



BRISBANE
RACING CLUB

Track Rating: Good 4, Weather: Fine, Rail Position: +6m Entire

Section							200m			Last 600m
Field Times							0:11.32			0:35.35
Rank	TAB	Horse/Jockey	Barrier	Top Speed [km/h]	Fastest Section	Margin			Distance Travelled [m]	
1	7	RUSSIAN MYSTIC Jaden Lloyd	9	65.7 1200m	0:11.29 400m	0:11.30 [4] (0:11.30)	1:21.59			0:34.74
2	13	A CERTAIN MAYBE Robbie Dolan	12	67.0 200m	0:11.16 400m	0:11.17 [11] (0:11.17)	1.76L			0:34.43 -1
3	9	MANNERHEIM Boris Thornton	10	66.2 400m	0:11.27 400m	0:11.42 [8] (0:11.42)	1.94L			0:34.81 +2
4	4	KITEMA James Orman	8	66.2 Overall	0:11.26 400m	0:11.67 [6] (0:11.67)	2.78L			0:35.12 +5
5	5	OCEAN HONOUR Mark Du Plessis	2	65.2 1200m	0:11.18 1200m	0:11.57 [7] (0:11.57)	2.84L			0:35.53 +1
6	14	LEITZEL Jake Bayliss	7	64.8 1200m	0:11.30 1200m	0:11.52 [9] (0:11.52)	3.15L			0:35.43 -3
7	12	PUCCINI DREAM Samantha Collett	14	67.0 1000m	0:11.29 1000m	0:11.38 [13] (0:11.38)	3.76L			0:34.80 +2
8	6	PUSH TURBO Georgina Cartwright	5	66.5 1000m	0:11.19 Overall	0:11.98 [1] (0:11.98)	3.9L			0:35.98 +2
9	10	BEAM ME UP Taylor Marshall	13	65.3 1200m	0:11.37 1200m	0:11.55 [12] (0:11.55)	4.39L			0:35.10 +3
10	11	MISTY GOLD Luke Tarrant	3	64.6 1000m	0:11.25 1200m	0:12.08 [5] (0:12.08)	4.81L			0:35.82 +2

Scratched: Slava Iola Myiolio (#8), Huracanevo (#3)

[] Ranking at each section and finish
 -:-:- No data available at this section
 NA No data available

SCN Saddle cloth number
 DNF Did not finish
 DNT Did not track



Doomben QLD Professional

Race 5: SAPPHIRE COMMITTEE Maiden Plate - 1350m

01 November 2023 - 15:51



BRISBANE
RACING CLUB

Track Rating: Good 4, Weather: Fine, Rail Position: +6m Entire

Section				200m				Last 600m	
Field Times				0:11.32 (0:11.32)				0:35.35	
Rank	TAB	Horse/Jockey	Barrier	Top Speed [km/h]	Fastest Section	Margin			Distance Travelled [m]
11	1	BANKSTOWN Trudy Thornton	1	66.6 Overall	0:11.08 Overall	0:12.17 [3] (0:12.17)	5.1L		0:36.21 -1
12	2	FIRST TO MARS Cejay Graham	6	64.6 1000m	0:11.45 1000m	0:11.93 [10] (0:11.93)	5.85L		0:35.45 -2
13	15	MISS SHU Anthony Allen	4	65.7 1200m	0:11.17 1200m	0:12.48 [2] (0:12.48)	6.88L		0:36.42 +3

Scratched: Slava Iola Myiolio (#8), Huracanevo (#3)



Horse/Jockey Name	Russian Mystic
Final Rank	1
Fastest Section Time (Section)	0:11.29 (400m)
Top Speed [km/h] (Section)	65.7 (1200m)
Race State	Finished



Doomben QLD Professional

Race 5: SAPPHIRE COMMITTEE Maiden Plate - 1350m

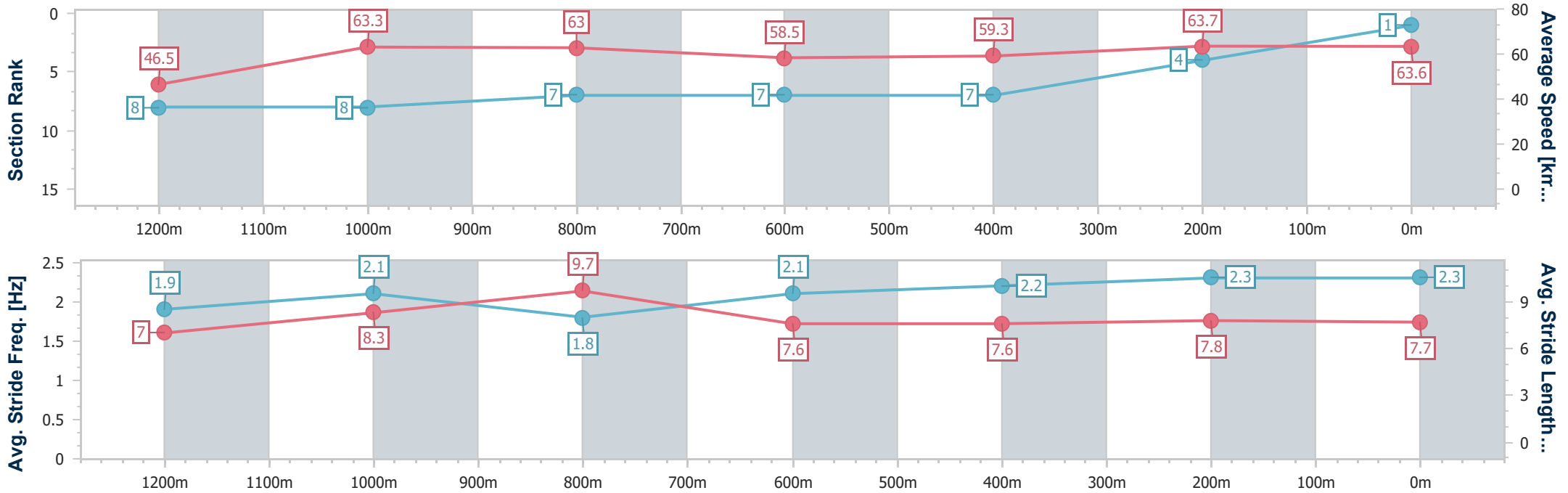
01 November 2023 - 15:51

Track Rating: Good 4, Weather: Fine, Rail Position: +6m Entire



BRISBANE RACING CLUB

Section	Overall	1200m	1000m	800m	600m	400m	200m
Section Times	1:21.59 [1] (0:11.65)	1:09.94 [8] (0:11.36)	0:58.58 [8] (0:11.47)	0:47.11 [7] (0:12.37)	0:34.74 [7] (0:12.15)	0:22.59 [7] (0:11.29)	0:11.30 [4] (0:11.30)
Average Speed [km/h]	46.5	63.3	63.0	58.5	59.3	63.7	63.6
Top Speed [km/h]	61.8	65.7	65.5	59.9	62.3	64.8	64.4
Avg. Dist. to Rail [m]	7.9	3.1	2.1	0.4	0.5	0.6	0.4
Avg. Stride Freq. [Hz]	1.9	2.1	1.8	2.1	2.2	2.3	2.3
Avg. Stride Length [m]	7.0	8.3	9.7	7.6	7.6	7.8	7.7



- [] Ranking at each section and finish
- .-.- No data available at this section
- NA No data available



Horse/Jockey Name	A Certain Maybe
Final Rank	2
Fastest Section Time (Section)	0:11.16 (400m)
Top Speed [km/h] (Section)	67.0 (200m)
Race State	Finished



Doomben QLD Professional

Race 5: SAPPHIRE COMMITTEE Maiden Plate - 1350m

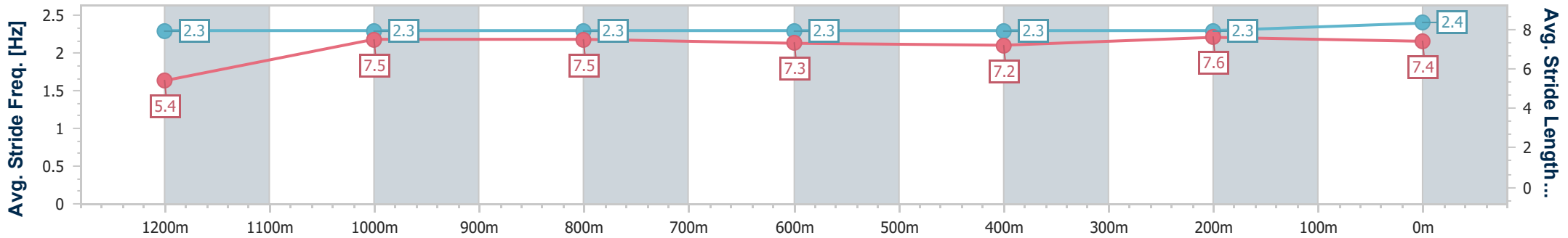
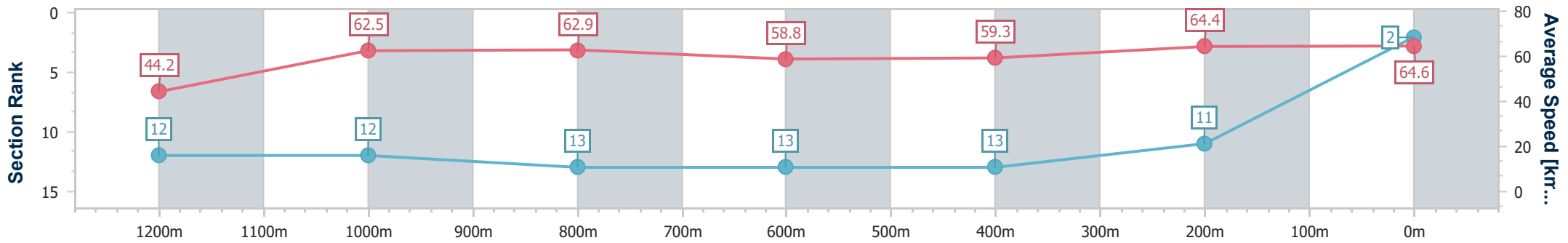
01 November 2023 - 15:51

Track Rating: Good 4, Weather: Fine, Rail Position: +6m Entire



BRISBANE RACING CLUB

Section	Overall	1200m	1000m	800m	600m	400m	200m
Section Times	1:21.89 [2] (0:12.28)	1:09.61 [12] (0:11.48)	0:58.13 [12] (0:11.44)	0:46.69 [13] (0:12.26)	0:34.43 [13] (0:12.10)	0:22.33 [13] (0:11.16)	0:11.17 [11] (0:11.17)
Average Speed [km/h]	44.2	62.5	62.9	58.8	59.3	64.4	64.6
Top Speed [km/h]	64.3	65.1	64.2	63.0	62.4	65.8	67.0
Avg. Dist. to Rail [m]	7.9	0.8	0.3	0.3	0.6	1.7	6.3
Avg. Stride Freq. [Hz]	2.3	2.3	2.3	2.3	2.3	2.3	2.4
Avg. Stride Length [m]	5.4	7.5	7.5	7.3	7.2	7.6	7.4



- [] Ranking at each section and finish
- .-.- No data available at this section
- NA No data available



Horse/Jockey Name	Mannerheim
Final Rank	3
Fastest Section Time (Section)	0:11.27 (400m)
Top Speed [km/h] (Section)	66.2 (400m)
Race State	Finished

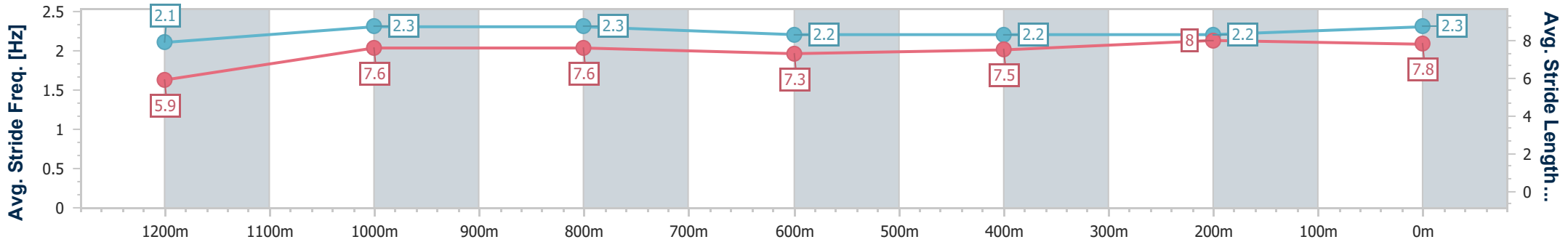
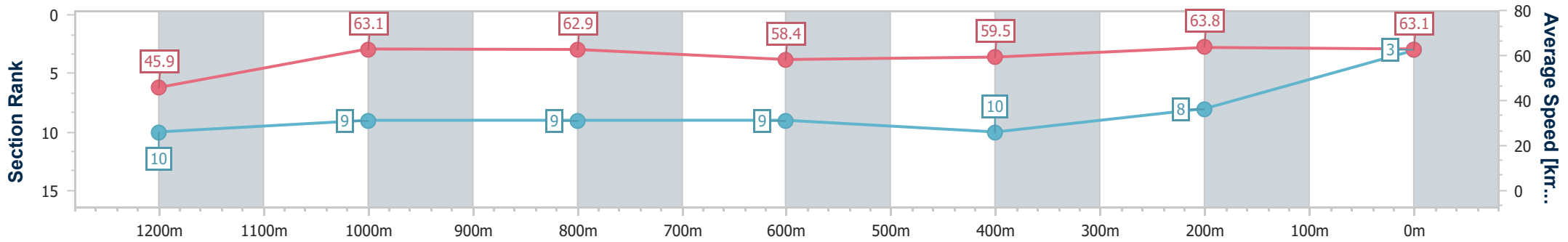


Doomben QLD Professional
Race 5: SAPPHIRE COMMITTEE Maiden Plate - 1350m
 01 November 2023 - 15:51
 Track Rating: Good 4, Weather: Fine, Rail Position: +6m Entire



BRISBANE
RACING CLUB

Section	Overall	1200m	1000m	800m	600m	400m	200m
Section Times	1:21.92 [3] (0:11.83)	1:10.09 [10] (0:11.43)	0:58.66 [9] (0:11.46)	0:47.20 [9] (0:12.39)	0:34.81 [9] (0:12.12)	0:22.69 [10] (0:11.27)	0:11.42 [8] (0:11.42)
Average Speed [km/h]	45.9	63.1	62.9	58.4	59.5	63.8	63.1
Top Speed [km/h]	63.9	64.5	65.4	61.2	62.7	66.2	64.7
Avg. Dist. to Rail [m]	7.9	1.8	1.7	1.0	0.5	0.6	0.7
Avg. Stride Freq. [Hz]	2.1	2.3	2.3	2.2	2.2	2.2	2.3
Avg. Stride Length [m]	5.9	7.6	7.6	7.3	7.5	8.0	7.8



- [] Ranking at each section and finish
- .-.- No data available at this section
- NA No data available



Horse/Jockey Name	Kitema
Final Rank	4
Fastest Section Time (Section)	0:11.26 (400m)
Top Speed [km/h] (Section)	66.2 (Overall)
Race State	Finished

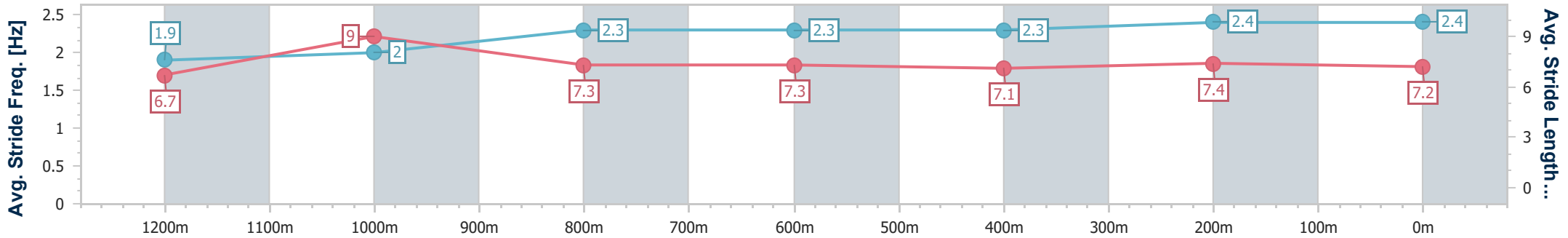
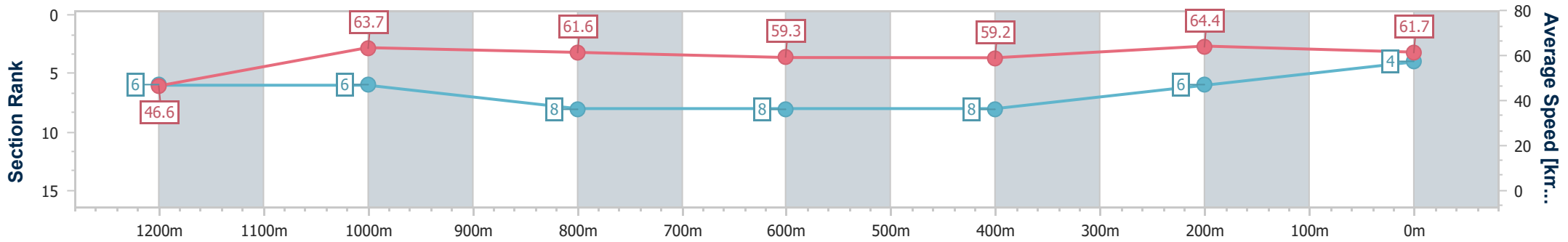


Doomben QLD Professional
Race 5: SAPPHIRE COMMITTEE Maiden Plate - 1350m
 01 November 2023 - 15:51
 Track Rating: Good 4, Weather: Fine, Rail Position: +6m Entire



BRISBANE
RACING CLUB

Section	Overall	1200m	1000m	800m	600m	400m	200m
Section Times	1:22.06 [4] (0:11.57)	1:10.49 [6] (0:11.33)	0:59.16 [6] (0:11.76)	0:47.40 [8] (0:12.28)	0:35.12 [8] (0:12.19)	0:22.93 [8] (0:11.26)	0:11.67 [6]
Average Speed [km/h]	46.6	63.7	61.6	59.3	59.2	64.4	61.7
Top Speed [km/h]	66.2	65.9	64.2	60.8	62.3	66.1	64.3
Avg. Dist. to Rail [m]	6.6	2.9	2.9	2.0	1.2	3.1	5.8
Avg. Stride Freq. [Hz]	1.9	2.0	2.3	2.3	2.3	2.4	2.4
Avg. Stride Length [m]	6.7	9.0	7.3	7.3	7.1	7.4	7.2



- [] Ranking at each section and finish
- .-.- No data available at this section
- NA No data available



Horse/Jockey Name	Ocean Honour
Final Rank	5
Fastest Section Time (Section)	0:11.18 (1200m)
Top Speed [km/h] (Section)	65.2 (1200m)
Race State	Finished



Doomben QLD Professional

Race 5: SAPPHIRE COMMITTEE Maiden Plate - 1350m

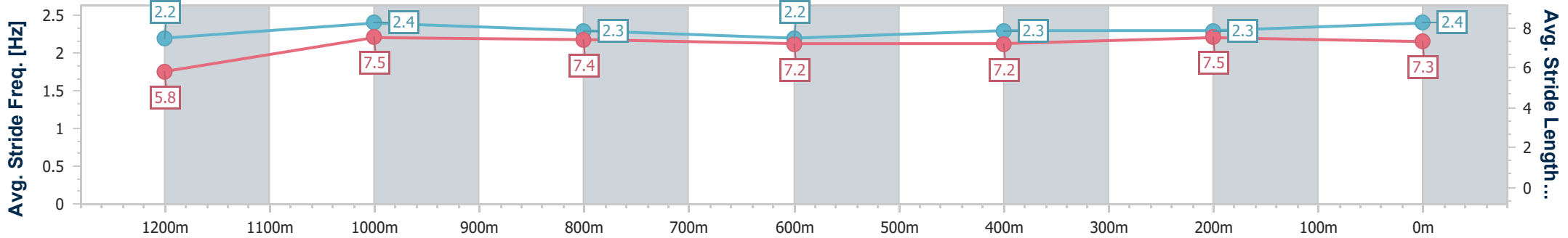
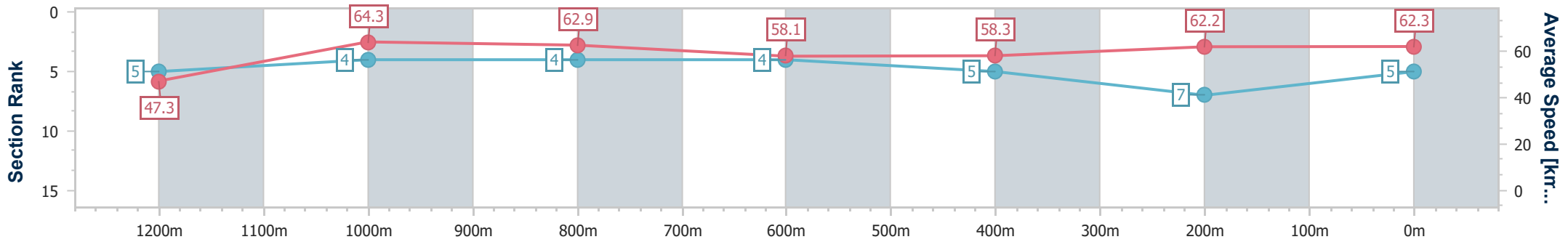
01 November 2023 - 15:51

Track Rating: Good 4, Weather: Fine, Rail Position: +6m Entire



BRISBANE RACING CLUB

Section	Overall	1200m	1000m	800m	600m	400m	200m
Section Times	1:22.07 [5] (0:11.46)	1:10.61 [5] (0:11.18)	0:59.43 [4] (0:11.45)	0:47.98 [4] (0:12.45)	0:35.53 [4] (0:12.37)	0:23.16 [5] (0:11.59)	0:11.57 [7] (0:11.57)
Average Speed [km/h]	47.3	64.3	62.9	58.1	58.3	62.2	62.3
Top Speed [km/h]	64.8	65.2	64.9	60.5	60.9	63.6	62.8
Avg. Dist. to Rail [m]	2.2	0.4	0.1	0.7	0.5	0.3	0.5
Avg. Stride Freq. [Hz]	2.2	2.4	2.3	2.2	2.3	2.3	2.4
Avg. Stride Length [m]	5.8	7.5	7.4	7.2	7.2	7.5	7.3



- [] Ranking at each section and finish
- .-.- No data available at this section
- NA No data available



Horse/Jockey Name	Leitzel
Final Rank	6
Fastest Section Time (Section)	0:11.30 (1200m)
Top Speed [km/h] (Section)	64.8 (1200m)
Race State	Finished

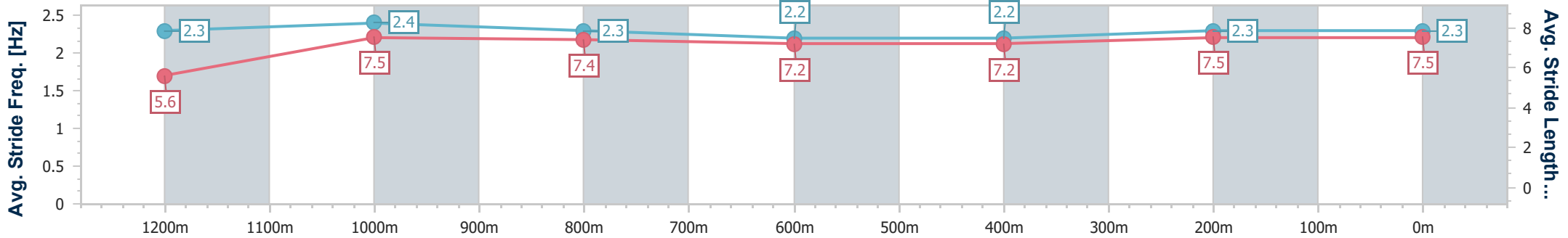
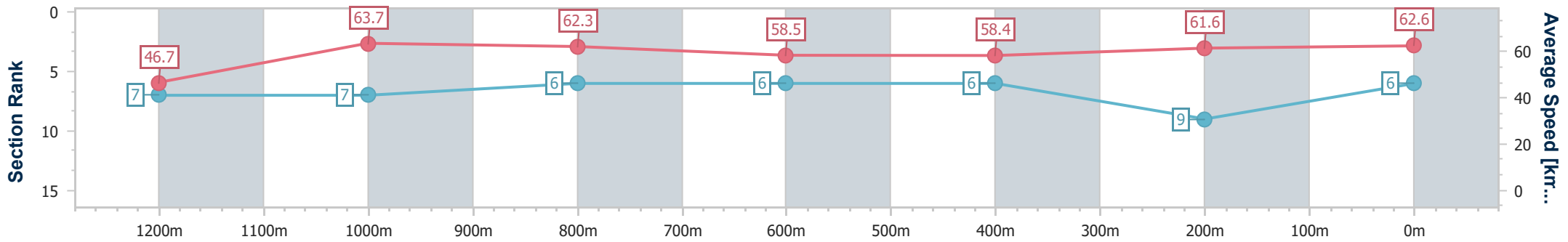


Doomben QLD Professional
Race 5: SAPPHIRE COMMITTEE Maiden Plate - 1350m
 01 November 2023 - 15:51
 Track Rating: Good 4, Weather: Fine, Rail Position: +6m Entire



BRISBANE
RACING CLUB

Section	Overall	1200m	1000m	800m	600m	400m	200m
Section Times	1:22.12 [6] (0:11.63)	1:10.49 [7] (0:11.30)	0:59.19 [7] (0:11.51)	0:47.68 [6] (0:12.25)	0:35.43 [6] (0:12.25)	0:23.18 [6] (0:11.66)	0:11.52 [9] (0:11.52)
Average Speed [km/h]	46.7	63.7	62.3	58.5	58.4	61.6	62.6
Top Speed [km/h]	64.8	64.8	63.8	60.3	61.0	62.8	64.2
Avg. Dist. to Rail [m]	5.6	0.6	0.6	0.9	0.8	1.2	1.3
Avg. Stride Freq. [Hz]	2.3	2.4	2.3	2.2	2.2	2.3	2.3
Avg. Stride Length [m]	5.6	7.5	7.4	7.2	7.2	7.5	7.5



- [] Ranking at each section and finish
- .-.- No data available at this section
- NA No data available



Horse/Jockey Name	Puccini Dream
Final Rank	7
Fastest Section Time (Section)	0:11.29 (1000m)
Top Speed [km/h] (Section)	67.0 (1000m)
Race State	Finished



Doomben QLD Professional

Race 5: SAPPHIRE COMMITTEE Maiden Plate - 1350m

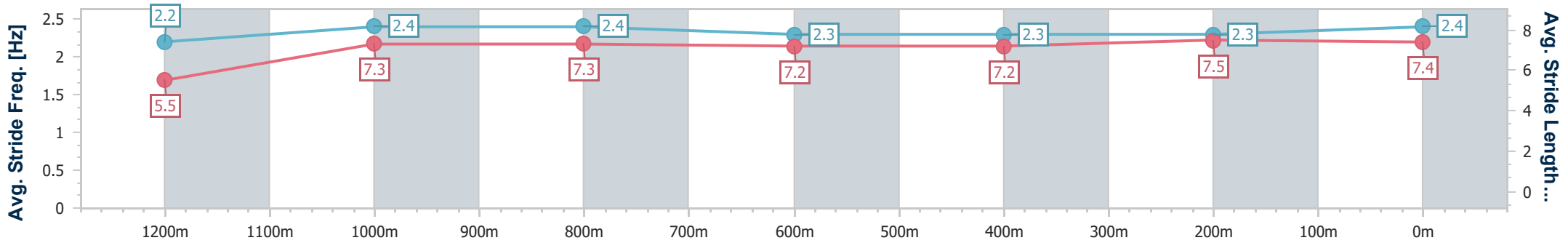
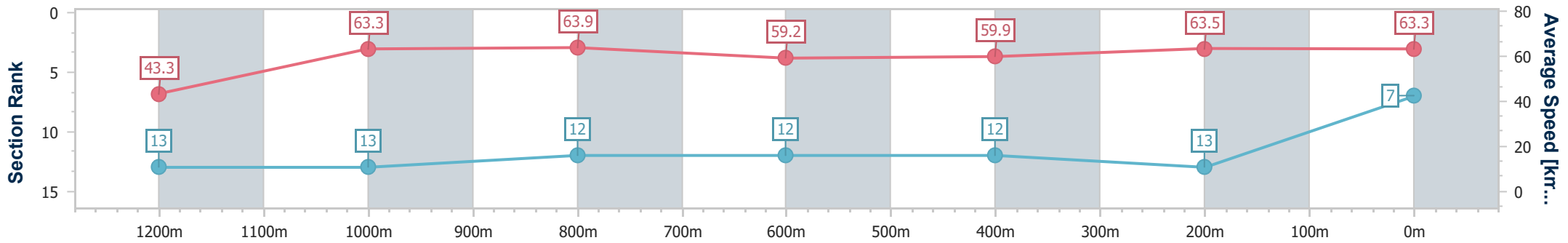
01 November 2023 - 15:51

Track Rating: Good 4, Weather: Fine, Rail Position: +6m Entire



BRISBANE RACING CLUB

Section	Overall	1200m	1000m	800m	600m	400m	200m
Section Times	1:22.23 [7] (0:12.55)	1:09.68 [13] (0:11.35)	0:58.33 [13] (0:11.29)	0:47.04 [12] (0:12.24)	0:34.80 [12] (0:12.05)	0:22.75 [12] (0:11.37)	0:11.38 [13] (0:11.38)
Average Speed [km/h]	43.3	63.3	63.9	59.2	59.9	63.5	63.3
Top Speed [km/h]	61.9	66.9	67.0	63.4	62.1	65.1	65.0
Avg. Dist. to Rail [m]	10.4	0.8	0.9	1.2	0.6	1.2	3.6
Avg. Stride Freq. [Hz]	2.2	2.4	2.4	2.3	2.3	2.3	2.4
Avg. Stride Length [m]	5.5	7.3	7.3	7.2	7.2	7.5	7.4



- [] Ranking at each section and finish
- .-.- No data available at this section
- NA No data available



Horse/Jockey Name	Push Turbo
Final Rank	8
Fastest Section Time (Section)	0:11.19 (Overall)
Top Speed [km/h] (Section)	66.5 (1000m)
Race State	Finished



Doomben QLD Professional

Race 5: SAPPHIRE COMMITTEE Maiden Plate - 1350m

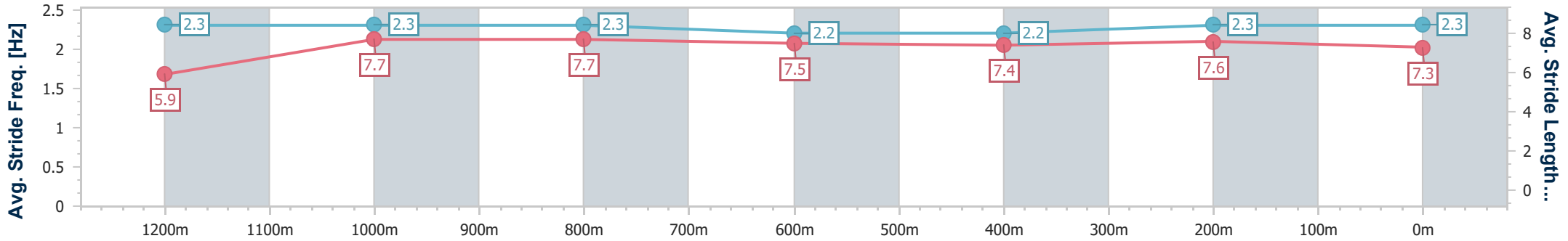
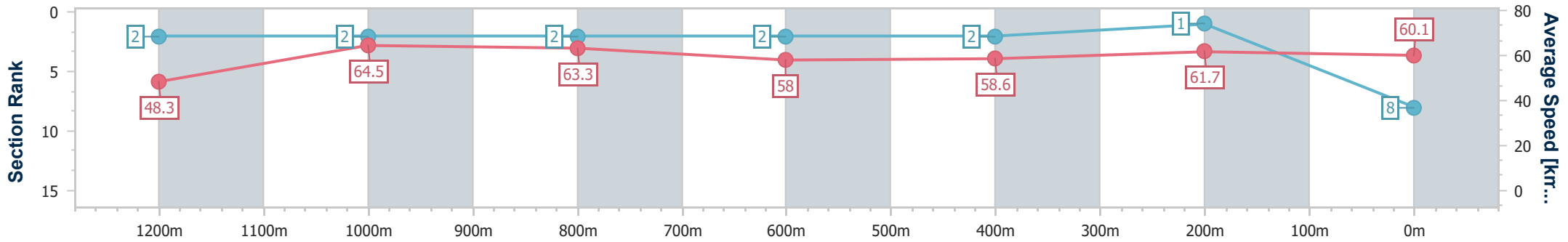
01 November 2023 - 15:51

Track Rating: Good 4, Weather: Fine, Rail Position: +6m Entire



BRISBANE RACING CLUB

Section	Overall	1200m	1000m	800m	600m	400m	200m
Section Times	1:22.25 [8] (0:11.19)	1:11.06 [2] (0:11.19)	0:59.87 [2] (0:11.41)	0:48.46 [2] (0:12.48)	0:35.98 [2] (0:12.32)	0:23.66 [2] (0:11.68)	0:11.98 [1] (0:11.98)
Average Speed [km/h]	48.3	64.5	63.3	58.0	58.6	61.7	60.1
Top Speed [km/h]	66.3	66.2	66.5	59.7	61.3	62.1	61.5
Avg. Dist. to Rail [m]	5.8	3.4	2.2	1.0	0.5	0.6	1.1
Avg. Stride Freq. [Hz]	2.3	2.3	2.3	2.2	2.2	2.3	2.3
Avg. Stride Length [m]	5.9	7.7	7.7	7.5	7.4	7.6	7.3



- [] Ranking at each section and finish
- .-.-.- No data available at this section
- NA No data available



Horse/Jockey Name	Beam Me Up
Final Rank	9
Fastest Section Time (Section)	0:11.37 (1200m)
Top Speed [km/h] (Section)	65.3 (1200m)
Race State	Finished



Doomben QLD Professional

Race 5: SAPPHIRE COMMITTEE Maiden Plate - 1350m

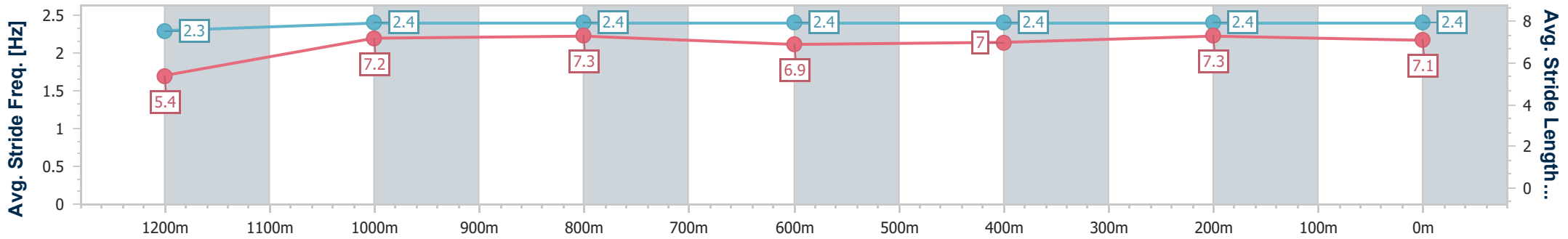
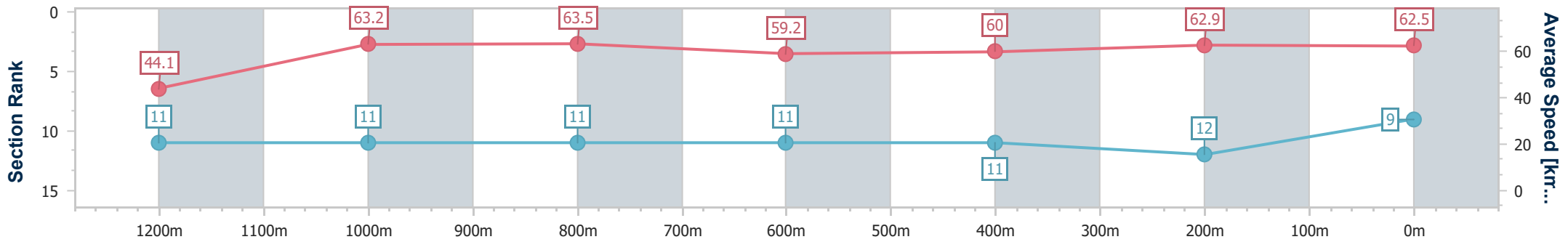
01 November 2023 - 15:51

Track Rating: Good 4, Weather: Fine, Rail Position: +6m Entire



BRISBANE RACING CLUB

Section	Overall	1200m	1000m	800m	600m	400m	200m
Section Times	1:22.33 [9] (0:12.24)	1:10.09 [11] (0:11.37)	0:58.72 [11] (0:11.38)	0:47.34 [11] (0:12.24)	0:35.10 [11] (0:12.05)	0:23.05 [11] (0:11.50)	0:11.55 [12] (0:11.55)
Average Speed [km/h]	44.1	63.2	63.5	59.2	60.0	62.9	62.5
Top Speed [km/h]	60.9	65.3	64.7	61.3	62.5	63.6	63.4
Avg. Dist. to Rail [m]	9.7	2.6	1.8	1.3	1.1	2.9	5.0
Avg. Stride Freq. [Hz]	2.3	2.4	2.4	2.4	2.4	2.4	2.4
Avg. Stride Length [m]	5.4	7.2	7.3	6.9	7.0	7.3	7.1



- [] Ranking at each section and finish
- .-.- No data available at this section
- NA No data available



Horse/Jockey Name	Misty Gold
Final Rank	10
Fastest Section Time (Section)	0:11.25 (1200m)
Top Speed [km/h] (Section)	64.6 (1000m)
Race State	Finished



Doomben QLD Professional

Race 5: SAPPHIRE COMMITTEE Maiden Plate - 1350m

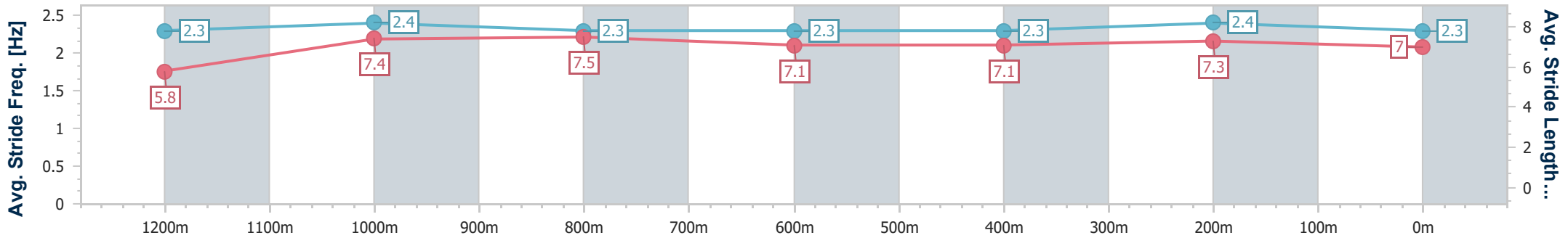
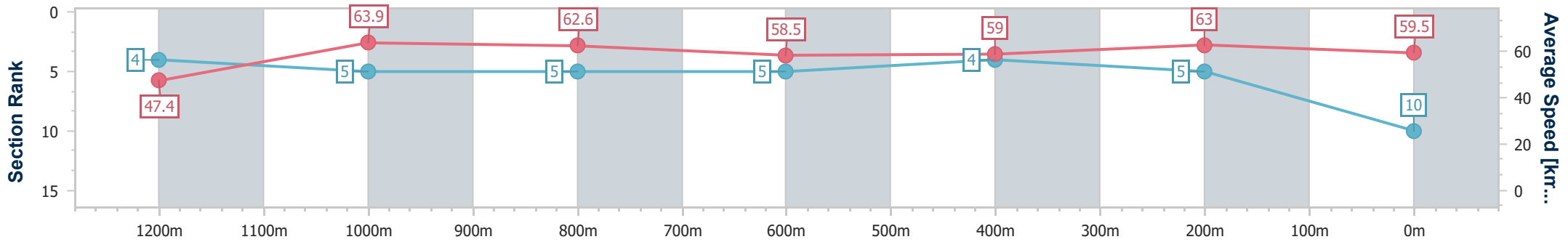
01 November 2023 - 15:51

Track Rating: Good 4, Weather: Fine, Rail Position: +6m Entire



BRISBANE RACING CLUB

Section	Overall	1200m	1000m	800m	600m	400m	200m
Section Times	1:22.40 [10] (0:11.43)	1:10.97 [4] (0:11.25)	0:59.72 [5] (0:11.56)	0:48.16 [5] (0:12.34)	0:35.82 [5] (0:12.22)	0:23.60 [4] (0:11.52)	0:12.08 [5] (0:12.08)
Average Speed [km/h]	47.4	63.9	62.6	58.5	59.0	63.0	59.5
Top Speed [km/h]	64.3	64.3	64.6	61.0	61.8	64.2	62.1
Avg. Dist. to Rail [m]	3.4	1.6	1.0	0.9	0.8	2.0	2.4
Avg. Stride Freq. [Hz]	2.3	2.4	2.3	2.3	2.3	2.4	2.3
Avg. Stride Length [m]	5.8	7.4	7.5	7.1	7.1	7.3	7.0



- [] Ranking at each section and finish
- .-.- No data available at this section
- NA No data available



Horse/Jockey Name	Bankstown
Final Rank	11
Fastest Section Time (Section)	0:11.08 (Overall)
Top Speed [km/h] (Section)	66.6 (Overall)
Race State	Finished



Doomben QLD Professional

Race 5: SAPPHIRE COMMITTEE Maiden Plate - 1350m

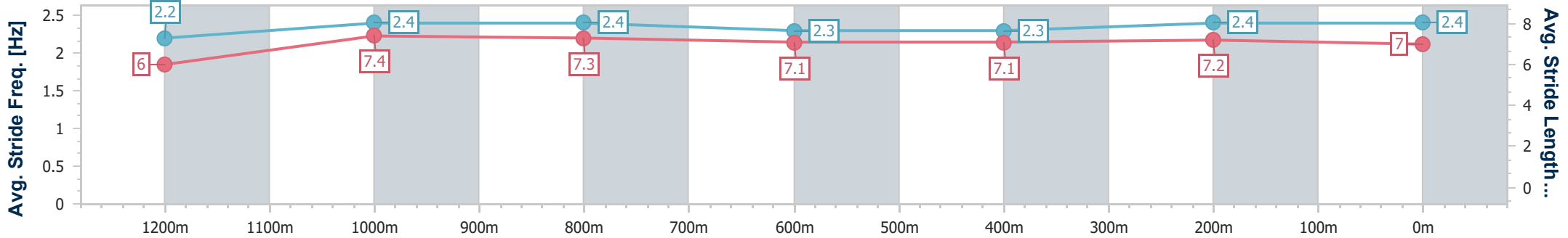
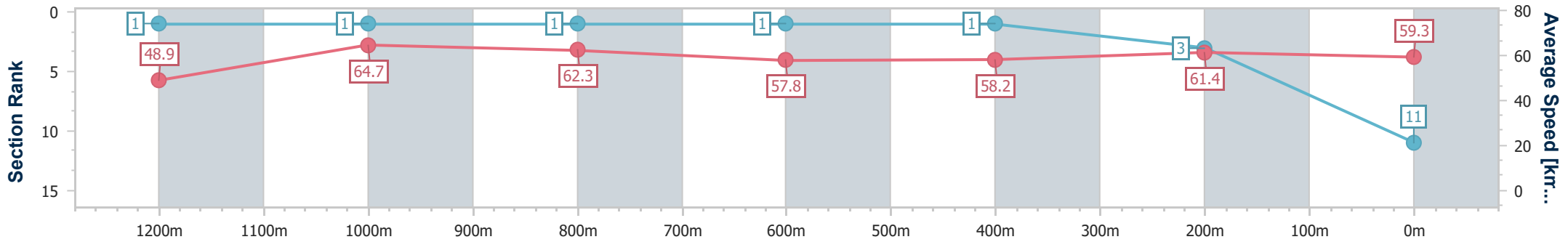
01 November 2023 - 15:51

Track Rating: Good 4, Weather: Fine, Rail Position: +6m Entire



BRISBANE RACING CLUB

Section	Overall	1200m	1000m	800m	600m	400m	200m
Section Times	1:22.45 [11] (0:11.08)	1:11.37 [1] (0:11.11)	1:00.26 [1] (0:11.57)	0:48.69 [1] (0:12.48)	0:36.21 [1] (0:12.34)	0:23.87 [1] (0:11.70)	0:12.17 [3] (0:12.17)
Average Speed [km/h]	48.9	64.7	62.3	57.8	58.2	61.4	59.3
Top Speed [km/h]	66.6	65.7	64.6	59.3	59.9	62.2	61.6
Avg. Dist. to Rail [m]	2.5	1.0	0.9	0.3	0.5	1.4	1.7
Avg. Stride Freq. [Hz]	2.2	2.4	2.4	2.3	2.3	2.4	2.4
Avg. Stride Length [m]	6.0	7.4	7.3	7.1	7.1	7.2	7.0



- [] Ranking at each section and finish
- .-.- No data available at this section
- NA No data available



Horse/Jockey Name	First To Mars
Final Rank	12
Fastest Section Time (Section)	0:11.45 (1000m)
Top Speed [km/h] (Section)	64.6 (1000m)
Race State	Finished



Doomben QLD Professional

Race 5: SAPPHIRE COMMITTEE Maiden Plate - 1350m

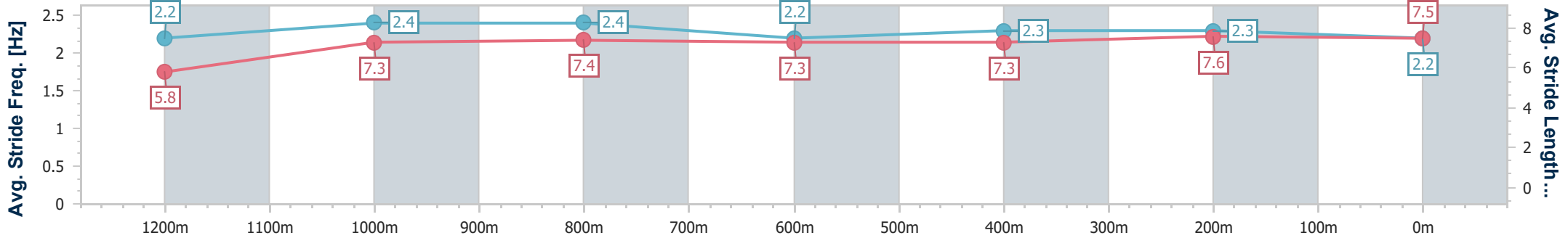
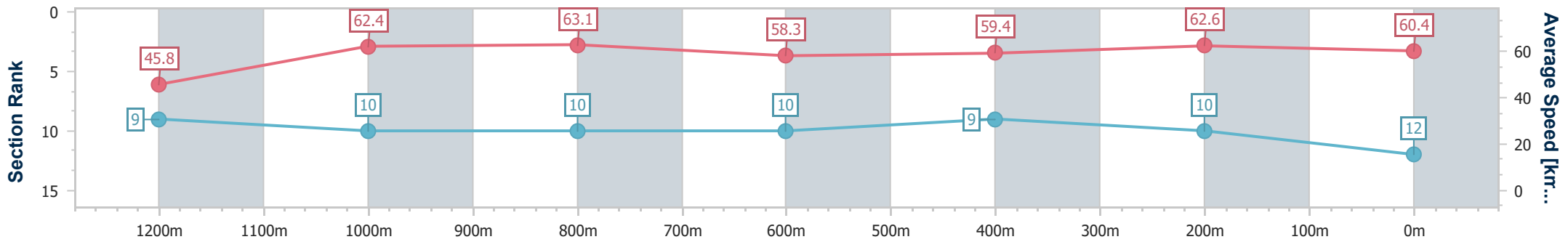
01 November 2023 - 15:51

Track Rating: Good 4, Weather: Fine, Rail Position: +6m Entire



BRISBANE RACING CLUB

Section	Overall	1200m	1000m	800m	600m	400m	200m
Section Times	1:22.58 [12] (0:11.82)	1:10.76 [9] (0:11.52)	0:59.24 [10] (0:11.45)	0:47.79 [10] (0:12.34)	0:35.45 [10] (0:12.03)	0:23.42 [9] (0:11.49)	0:11.93 [10] (0:11.93)
Average Speed [km/h]	45.8	62.4	63.1	58.3	59.4	62.6	60.4
Top Speed [km/h]	63.4	64.1	64.6	61.5	62.0	63.6	63.0
Avg. Dist. to Rail [m]	3.9	0.7	0.8	0.2	1.1	0.5	0.4
Avg. Stride Freq. [Hz]	2.2	2.4	2.4	2.2	2.3	2.3	2.2
Avg. Stride Length [m]	5.8	7.3	7.4	7.3	7.3	7.6	7.5



- [] Ranking at each section and finish
- .-.- No data available at this section
- NA No data available



Horse/Jockey Name	Miss Shu
Final Rank	13
Fastest Section Time (Section)	0:11.17 (1200m)
Top Speed [km/h] (Section)	65.7 (1200m)
Race State	Finished

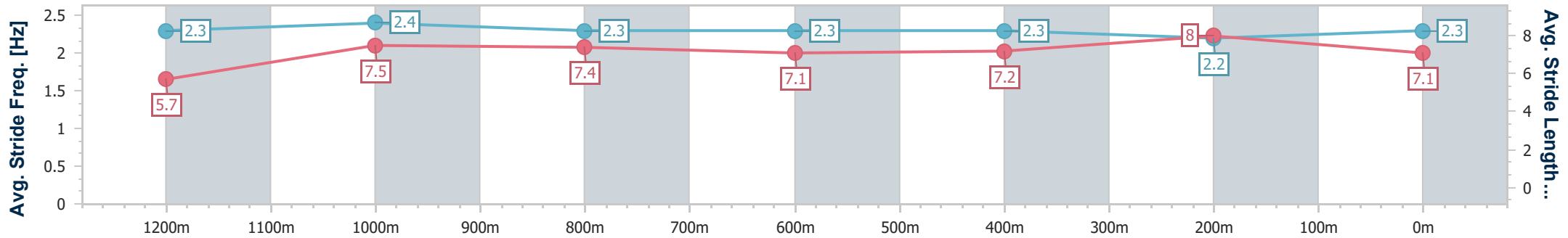
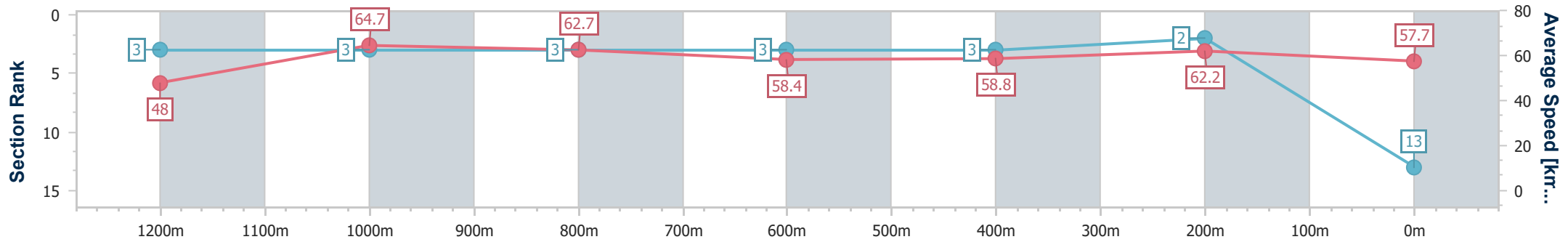


Doomben QLD Professional
Race 5: SAPPHIRE COMMITTEE Maiden Plate - 1350m
 01 November 2023 - 15:51
 Track Rating: Good 4, Weather: Fine, Rail Position: +6m Entire



BRISBANE
RACING CLUB

Section	Overall	1200m	1000m	800m	600m	400m	200m
Section Times	1:22.76 [13] (0:11.26)	1:11.50 [3] (0:11.17)	1:00.33 [3] (0:11.50)	0:48.83 [3] (0:12.41)	0:36.42 [3] (0:12.33)	0:24.09 [3] (0:11.61)	0:12.48 [2] (0:12.48)
Average Speed [km/h]	48.0	64.7	62.7	58.4	58.8	62.2	57.7
Top Speed [km/h]	64.7	65.7	64.6	59.8	60.5	63.8	61.4
Avg. Dist. to Rail [m]	3.8	0.8	0.5	1.5	1.4	0.9	2.0
Avg. Stride Freq. [Hz]	2.3	2.4	2.3	2.3	2.3	2.2	2.3
Avg. Stride Length [m]	5.7	7.5	7.4	7.1	7.2	8.0	7.1



- [] Ranking at each section and finish
- .-.- No data available at this section
- NA No data available