



**Sunshine Coast QLD Professional**  
**Race 7: BUDD'S BUTCHERS COOLUM BEACH BENCHMARK 62**  
**Handicap - 1800m**  
**29 October 2023 - 16:48**



Track Rating: Good 4, Weather: Fine, Rail Position: +3m Entire

Section		Overall	1600m	1400m	1200m	1000m	800m	600m	Last 600m				
Field Times		1:50.27 (0:14.05)	1:36.22 (0:11.75)	1:24.47 (0:12.10)	1:12.37 (0:12.25)	1:00.12 (0:12.30)	0:47.82 (0:12.30)	0:35.52 (0:11.93)	0:35.52				
Rank	TAB Horse/Jockey	Barrier	Top Speed [km/h]	Fastest Section									Distance Travelled [m]
1	9 <b>PREFER US</b> Angela Jones	6	63.3 Overall	0:11.56 400m	1:50.27 [1] (0:14.05)	1:36.22 [1] (0:11.75)	1:24.47 [1] (0:12.10)	1:12.37 [1] (0:12.25)	1:00.12 [1] (0:12.30)	0:47.82 [1] (0:12.37)	0:35.45 [2] (0:11.87)	0:35.45	
2	8 <b>THE LOVE ROCKET</b> Robbie Dolan	12	65.6 400m	0:11.18 400m	1:50.32 [2] (0:14.60)	1:35.72 [7] (0:12.34)	1:23.38 [9] (0:12.40)	1:10.98 [9] (0:12.33)	0:58.65 [9] (0:12.00)	0:46.65 [9] (0:12.00)	0:34.65 [9] (0:11.71)	0:34.65	+2
3	2 <b>SHOPPING WISE</b> Jai Williams	3	63.1 400m	0:11.61 400m	1:50.88 [3] (0:14.31)	1:36.57 [5] (0:11.85)	1:24.72 [3] (0:12.08)	1:12.64 [3] (0:12.22)	1:00.42 [3] (0:12.18)	0:48.24 [3] (0:12.28)	0:35.96 [3] (0:11.87)	0:35.96	-9
4	10 <b>AMBER BLONDE</b> Luke Tarrant	4	63.2 600m	0:11.57 400m	1:50.88 [4] (0:14.19)	1:36.69 [3] (0:11.99)	1:24.70 [4] (0:12.14)	1:12.56 [4] (0:12.24)	1:00.32 [4] (0:12.19)	0:48.13 [4] (0:12.33)	0:35.80 [4] (0:11.81)	0:35.80	+2
5	6 <b>SOOBPURB DANCER</b> Morgan Butler	2	63.7 400m	0:11.50 400m	1:50.89 [5] (0:14.53)	1:36.36 [6] (0:12.03)	1:24.33 [6] (0:12.17)	1:12.16 [6] (0:12.25)	0:59.91 [6] (0:12.15)	0:47.76 [6] (0:12.26)	0:35.50 [7] (0:11.73)	0:35.50	-4
6	1 <b>DHAKURI</b> Justin Huxtable	9	64.1 400m	0:11.45 400m	1:50.98 [6] (0:14.69)	1:36.29 [8] (0:12.06)	1:24.23 [7] (0:12.19)	1:12.04 [8] (0:12.27)	0:59.77 [8] (0:12.12)	0:47.65 [8] (0:12.05)	0:35.60 [6] (0:11.75)	0:35.60	-2
7	11 <b>TONI TOO</b> Cejay Graham	7	63.0 1600m	0:11.74 1600m	1:51.52 [7] (0:14.16)	1:37.36 [2] (0:11.74)	1:25.62 [2] (0:12.16)	1:13.46 [2] (0:12.21)	1:01.25 [2] (0:12.20)	0:49.05 [2] (0:12.28)	0:36.77 [1] (0:11.93)	0:36.77	+1
8	7 <b>LIVINGSTONES</b> Sean Cormack	10	62.7 600m	0:11.81 400m	1:52.34 [8] (0:14.24)	1:38.10 [4] (0:12.15)	1:25.95 [5] (0:12.23)	1:13.72 [5] (0:12.21)	1:01.51 [5] (0:12.15)	0:49.36 [5] (0:12.26)	0:37.10 [5] (0:11.84)	0:37.10	+5
9	12 <b>CRAIGLEA KARLY</b> Melea Castle	11	62.0 1600m	0:11.92 400m	1:52.53 [9] (0:14.84)	1:37.69 [9] (0:11.96)	1:25.73 [8] (0:12.13)	1:13.60 [7] (0:12.24)	1:01.36 [7] (0:12.08)	0:49.28 [7] (0:12.23)	0:37.05 [8] (0:12.05)	0:37.05	-4

Scratched: Fat Fingers (#5), Bias (#3), Big Ticket Boy (#4)

[ ] Ranking at each section and finish  
 -:-:- No data available at this section  
 NA No data available

SCN Saddle cloth number  
 DNF Did not finish  
 DNT Did not track



**Sunshine Coast QLD Professional**  
**Race 7: BUDD'S BUTCHERS COOLUM BEACH BENCHMARK 62**  
**Handicap - 1800m**  
**29 October 2023 - 16:48**



Track Rating: Good 4, Weather: Fine, Rail Position: +3m Entire

Section				400m	200m			Last 600m	
Field Times				0:23.59 (0:11.57)	0:12.02 (0:12.02)			0:35.52	
Rank	TAB	Horse/Jockey	Barrier	Top Speed [km/h]	Fastest Section	Margin		Distance Travelled [m]	
1	9	<b>PREFER US</b> Angela Jones	6	63.3 Overall	0:11.56 400m	0:23.58 [2] (0:11.56)	0:12.02 [1] (0:12.02)	1:50.27	0:35.45
2	8	<b>THE LOVE ROCKET</b> Robbie Dolan	12	65.6 400m	0:11.18 400m	0:22.94 [8] (0:11.18)	0:11.76 [5] (0:11.76)	0.2L	0:34.65 +2
3	2	<b>SHOPPING WISE</b> Jai Williams	3	63.1 400m	0:11.61 400m	0:24.09 [3] (0:11.61)	0:12.48 [2] (0:12.48)	3.5L	0:35.96 -9
4	10	<b>AMBER BLONDE</b> Luke Tarrant	4	63.2 600m	0:11.57 400m	0:23.99 [4] (0:11.57)	0:12.42 [3] (0:12.42)	3.6L	0:35.80 +2
5	6	<b>SOOBPURB DANCER</b> Morgan Butler	2	63.7 400m	0:11.50 400m	0:23.77 [6] (0:11.50)	0:12.27 [7] (0:12.27)	3.7L	0:35.50 -4
6	1	<b>DHAKURI</b> Justin Huxtable	9	64.1 400m	0:11.45 400m	0:23.85 [7] (0:11.45)	0:12.40 [6] (0:12.40)	4.1L	0:35.60 -2
7	11	<b>TONI TOO</b> Cejay Graham	7	63.0 1600m	0:11.74 1600m	0:24.84 [1] (0:11.82)	0:13.02 [4] (0:13.02)	7.1L	0:36.77 +1
8	7	<b>LIVINGSTONES</b> Sean Cormack	10	62.7 600m	0:11.81 400m	0:25.26 [5] (0:11.81)	0:13.45 [8] (0:13.45)	11.9L	0:37.10 +5
9	12	<b>CRAIGLEA KARLY</b> Melea Castle	11	62.0 1600m	0:11.92 400m	0:25.00 [9] (0:11.92)	0:13.08 [9] (0:13.08)	12.9L	0:37.05 -4

Scratched: Fat Fingers (#5), Bias (#3), Big Ticket Boy (#4)

[ ] Ranking at each section and finish  
 -:-:- No data available at this section  
 NA No data available

SCN Saddle cloth number  
 DNF Did not finish  
 DNT Did not track



Horse/Jockey Name	Prefer Us
Final Rank	1
Fastest Section Time (Section)	0:11.56 (400m)
Top Speed [km/h] (Section)	63.3 (Overall)
Race State	Finished

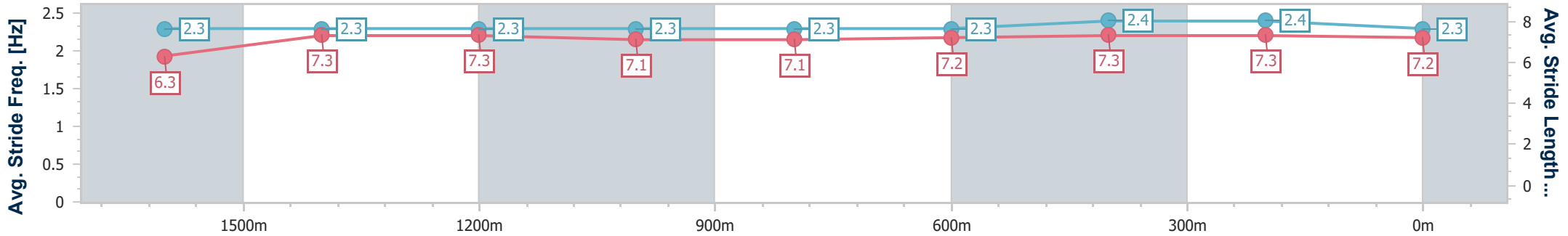
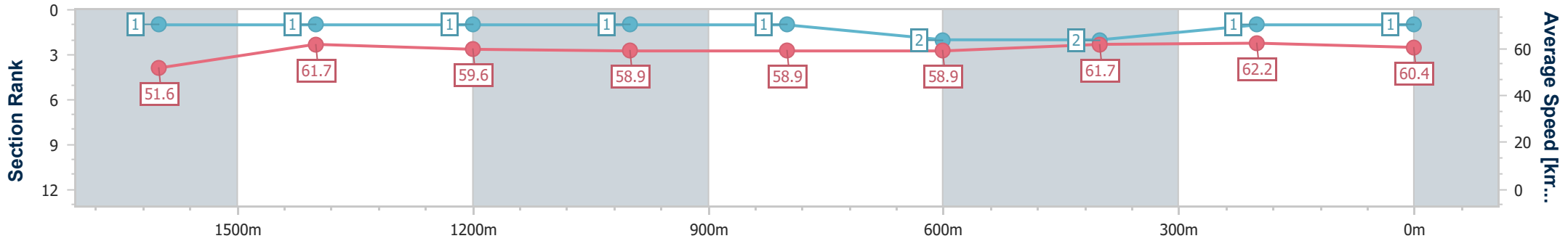


Sunshine Coast QLD Professional  
 Race 7: BUDD'S BUTCHERS COOLUM BEACH BENCHMARK  
 62 Handicap - 1800m  
 29 October 2023 - 16:48



Track Rating: Good 4, Weather: Fine, Rail Position: +3m Entire

Section	Overall	1600m	1400m	1200m	1000m	800m	600m	400m	200m				
Section Times	1:50.27 [1] (0:14.05)	1:36.22 [1] (0:11.75)	1:24.47 [1] (0:12.10)	1:12.37 [1] (0:12.25)	1:00.12 [1] (0:12.30)	0:47.82 [1] (0:12.37)	0:35.45 [2] (0:11.87)	0:23.58 [2] (0:11.56)	0:12.02 [1] (0:12.02)				
Average Speed [km/h]	51.6	61.7	59.6	58.9	58.9	58.9	61.7	62.2	60.4				
Top Speed [km/h]	63.3	63.2	63.0	59.7	59.2	60.1	62.7	63.2	61.5				
Avg. Dist. to Rail [m]	3.7	1.5	2.2	2.3	2.1	2.4	2.4	5.1	6.3				
Avg. Stride Freq. [Hz]	2.3	2.3	2.3	2.3	2.3	2.3	2.4	2.4	2.3				
Avg. Stride Length [m]	6.3	7.3	7.3	7.1	7.1	7.2	7.3	7.3	7.2				



- [ ] Ranking at each section and finish
- .-.- No data available at this section
- NA No data available



Horse/Jockey Name	The Love Rocket
Final Rank	2
Fastest Section Time (Section)	0:11.18 (400m)
Top Speed [km/h] (Section)	65.6 (400m)
Race State	Finished



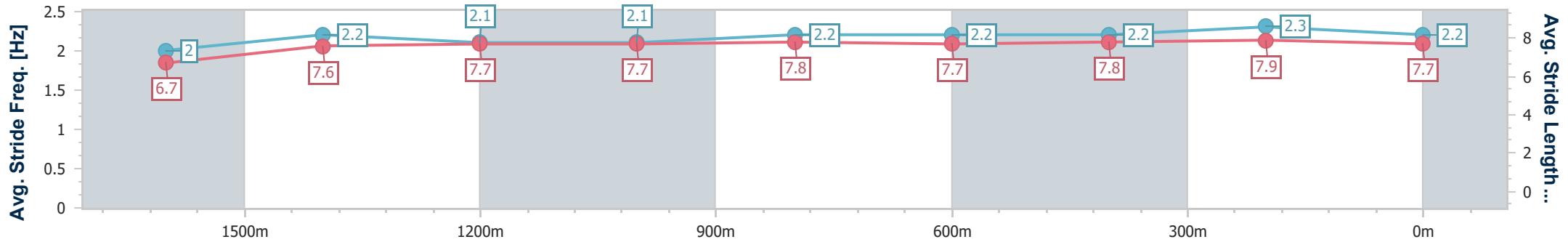
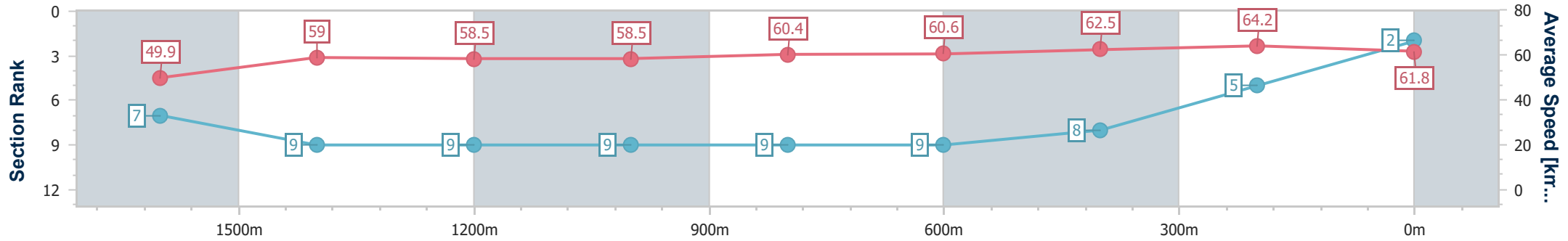
Sunshine Coast QLD Professional  
 Race 7: BUDD'S BUTCHERS COOLUM BEACH BENCHMARK  
 62 Handicap - 1800m



29 October 2023 - 16:48

Track Rating: Good 4, Weather: Fine, Rail Position: +3m Entire

Section	Overall	1600m	1400m	1200m	1000m	800m	600m	400m	200m				
Section Times	1:50.32 [2] (0:14.60)	1:35.72 [7] (0:12.34)	1:23.38 [9] (0:12.40)	1:10.98 [9] (0:12.33)	0:58.65 [9] (0:12.00)	0:46.65 [9] (0:12.00)	0:34.65 [9] (0:11.71)	0:22.94 [8] (0:11.18)	0:11.76 [5] (0:11.76)				
Average Speed [km/h]	49.9	59.0	58.5	58.5	60.4	60.6	62.5	64.2	61.8				
Top Speed [km/h]	59.8	60.1	59.7	59.3	61.6	61.5	63.5	65.6	63.9				
Avg. Dist. to Rail [m]	7.0	3.7	3.1	3.0	2.4	1.6	2.9	7.5	6.3				
Avg. Stride Freq. [Hz]	2.0	2.2	2.1	2.1	2.2	2.2	2.2	2.3	2.2				
Avg. Stride Length [m]	6.7	7.6	7.7	7.7	7.8	7.7	7.8	7.9	7.7				



- [ ] Ranking at each section and finish
- .-.- No data available at this section
- NA No data available



Horse/Jockey Name	Shopping Wise
Final Rank	3
Fastest Section Time (Section)	0:11.61 (400m)
Top Speed [km/h] (Section)	63.1 (400m)
Race State	Finished

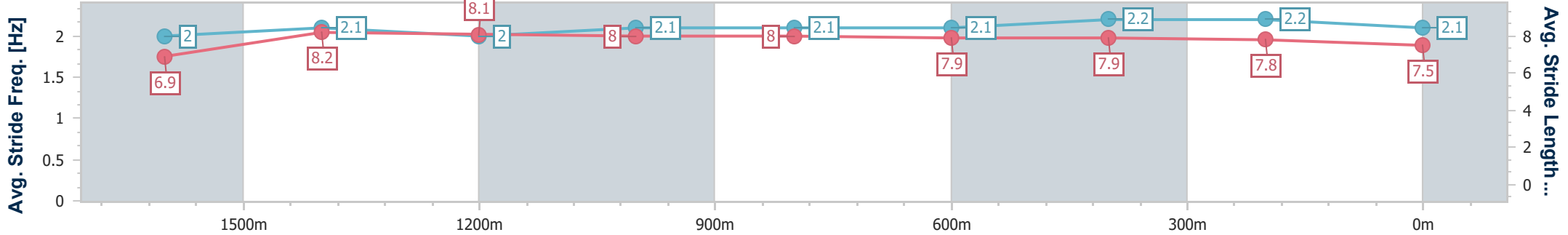
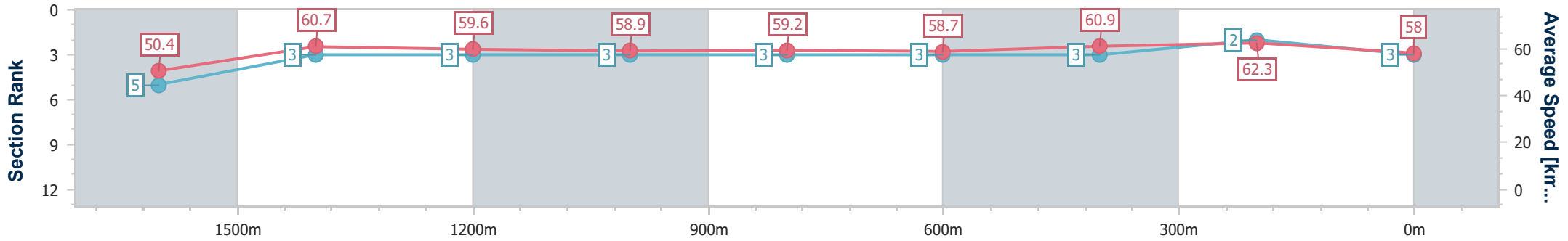


Sunshine Coast QLD Professional  
 Race 7: BUDD'S BUTCHERS COOLUM BEACH BENCHMARK  
 62 Handicap - 1800m  
 29 October 2023 - 16:48



Track Rating: Good 4, Weather: Fine, Rail Position: +3m Entire

Section	Overall	1600m	1400m	1200m	1000m	800m	600m	400m	200m				
Section Times	1:50.88 [3] (0:14.31)	1:36.57 [5] (0:11.85)	1:24.72 [3] (0:12.08)	1:12.64 [3] (0:12.22)	1:00.42 [3] (0:12.18)	0:48.24 [3] (0:12.28)	0:35.96 [3] (0:11.87)	0:24.09 [3] (0:11.61)	0:12.48 [2] (0:12.48)				
Average Speed [km/h]	50.4	60.7	59.6	58.9	59.2	58.7	60.9	62.3	58.0				
Top Speed [km/h]	61.0	61.8	60.6	60.1	59.6	59.5	62.2	63.1	60.7				
Avg. Dist. to Rail [m]	1.8	0.2	0.3	0.2	0.1	0.6	1.0	2.1	2.4				
Avg. Stride Freq. [Hz]	2.0	2.1	2.0	2.1	2.1	2.1	2.2	2.2	2.1				
Avg. Stride Length [m]	6.9	8.2	8.1	8.0	8.0	7.9	7.9	7.8	7.5				



- [ ] Ranking at each section and finish
- .-.- No data available at this section
- NA No data available



Horse/Jockey Name	Amber Blonde
Final Rank	4
Fastest Section Time (Section)	0:11.57 (400m)
Top Speed [km/h] (Section)	63.2 (600m)
Race State	Finished



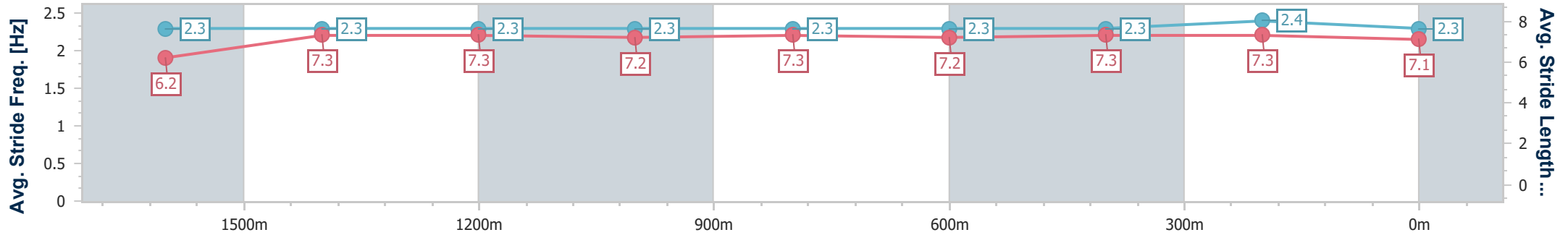
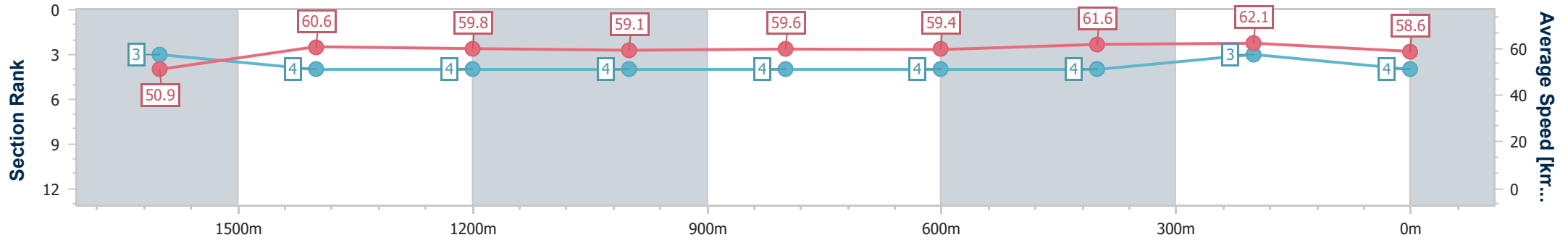
Sunshine Coast QLD Professional  
 Race 7: BUDD'S BUTCHERS COOLUM BEACH BENCHMARK  
 62 Handicap - 1800m



29 October 2023 - 16:48

Track Rating: Good 4, Weather: Fine, Rail Position: +3m Entire

Section	Overall	1600m	1400m	1200m	1000m	800m	600m	400m	200m
Section Times	1:50.88 [4] (0:14.19)	1:36.69 [3] (0:11.99)	1:24.70 [4] (0:12.14)	1:12.56 [4] (0:12.24)	1:00.32 [4] (0:12.19)	0:48.13 [4] (0:12.33)	0:35.80 [4] (0:11.81)	0:23.99 [4] (0:11.57)	0:12.42 [3] (0:12.42)
Average Speed [km/h]	50.9	60.6	59.8	59.1	59.6	59.4	61.6	62.1	58.6
Top Speed [km/h]	61.6	61.1	60.3	59.5	60.2	60.0	63.2	63.1	61.3
Avg. Dist. to Rail [m]	3.0	2.9	3.2	3.5	3.5	2.8	2.1	6.0	4.9
Avg. Stride Freq. [Hz]	2.3	2.3	2.3	2.3	2.3	2.3	2.3	2.4	2.3
Avg. Stride Length [m]	6.2	7.3	7.3	7.2	7.3	7.2	7.3	7.3	7.1



- [ ] Ranking at each section and finish
- .-.- No data available at this section
- NA No data available



Horse/Jockey Name	Soobpurb Dancer
Final Rank	5
Fastest Section Time (Section)	0:11.50 (400m)
Top Speed [km/h] (Section)	63.7 (400m)
Race State	Finished



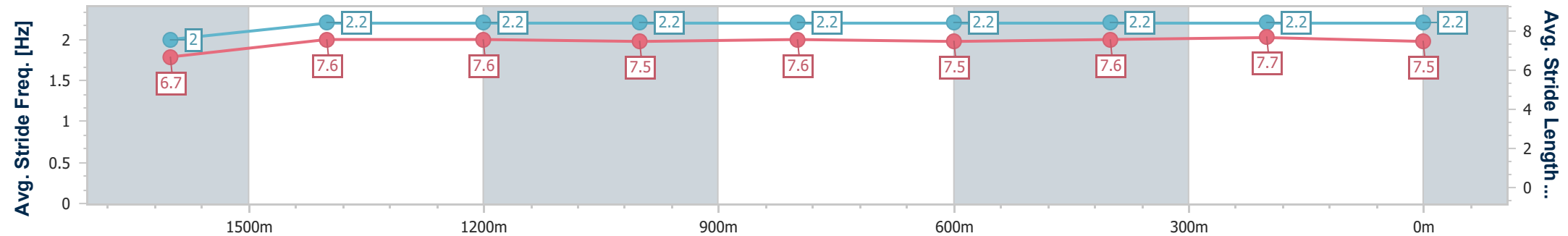
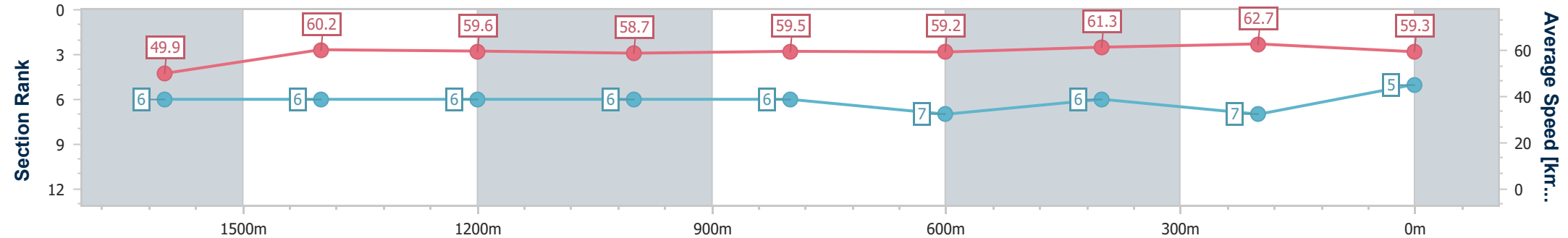
Sunshine Coast QLD Professional  
 Race 7: BUDD'S BUTCHERS COOLUM BEACH BENCHMARK  
 62 Handicap - 1800m



29 October 2023 - 16:48

Track Rating: Good 4, Weather: Fine, Rail Position: +3m Entire

Section	Overall	1600m	1400m	1200m	1000m	800m	600m	400m	200m				
Section Times	1:50.89 [5] (0:14.53)	1:36.36 [6] (0:12.03)	1:24.33 [6] (0:12.17)	1:12.16 [6] (0:12.25)	0:59.91 [6] (0:12.15)	0:47.76 [6] (0:12.26)	0:35.50 [7] (0:11.73)	0:23.77 [6] (0:11.50)	0:12.27 [7] (0:12.27)				
Average Speed [km/h]	49.9	60.2	59.6	58.7	59.5	59.2	61.3	62.7	59.3				
Top Speed [km/h]	60.5	61.1	60.2	59.6	60.6	60.4	62.5	63.7	61.2				
Avg. Dist. to Rail [m]	2.4	2.2	1.9	1.8	1.8	1.1	0.4	2.3	2.8				
Avg. Stride Freq. [Hz]	2.0	2.2	2.2	2.2	2.2	2.2	2.2	2.2	2.2				
Avg. Stride Length [m]	6.7	7.6	7.6	7.5	7.6	7.5	7.6	7.7	7.5				



- [ ] Ranking at each section and finish
- .-.- No data available at this section
- NA No data available



Horse/Jockey Name	Dhakuri
Final Rank	6
Fastest Section Time (Section)	0:11.45 (400m)
Top Speed [km/h] (Section)	64.1 (400m)
Race State	Finished

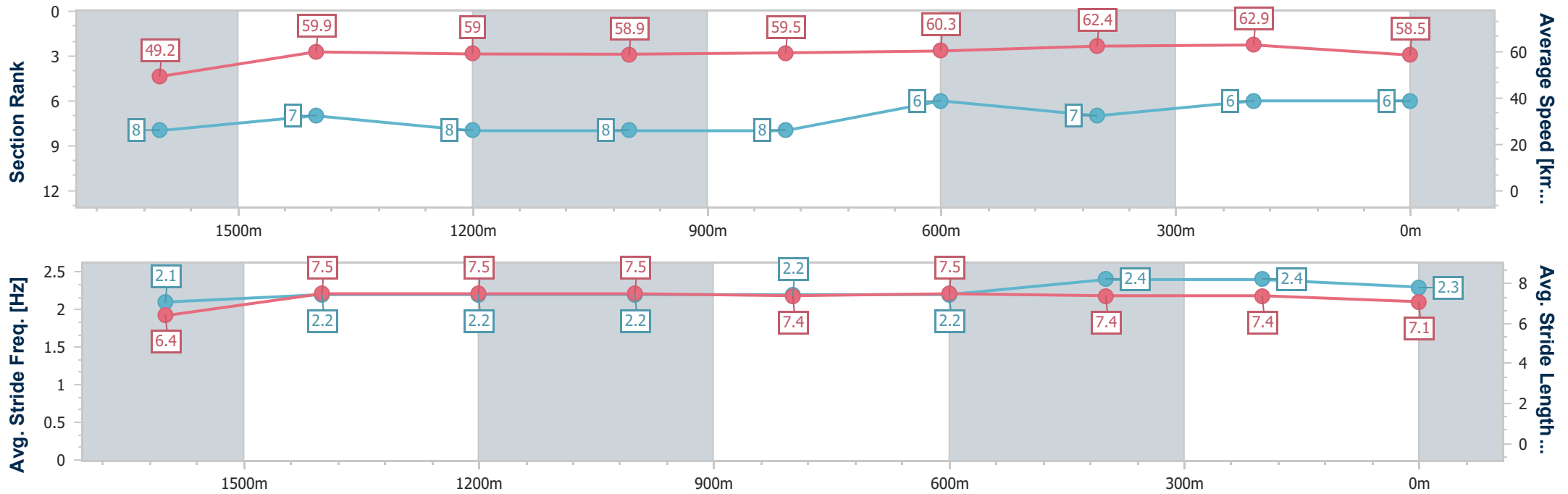


Sunshine Coast QLD Professional  
 Race 7: BUDD'S BUTCHERS COOLUM BEACH BENCHMARK  
 62 Handicap - 1800m  
 29 October 2023 - 16:48



Track Rating: Good 4, Weather: Fine, Rail Position: +3m Entire

Section	Overall	1600m	1400m	1200m	1000m	800m	600m	400m	200m				
Section Times	1:50.98 [6] (0:14.69)	1:36.29 [8] (0:12.06)	1:24.23 [7] (0:12.19)	1:12.04 [8] (0:12.27)	0:59.77 [8] (0:12.12)	0:47.65 [8] (0:12.05)	0:35.60 [6] (0:11.75)	0:23.85 [7] (0:11.45)	0:12.40 [6] (0:12.40)				
Average Speed [km/h]	49.2	59.9	59.0	58.9	59.5	60.3	62.4	62.9	58.5				
Top Speed [km/h]	61.6	61.3	60.4	59.7	60.8	61.5	63.8	64.1	62.3				
Avg. Dist. to Rail [m]	4.4	1.2	1.4	1.0	1.0	1.5	3.3	5.7	5.6				
Avg. Stride Freq. [Hz]	2.1	2.2	2.2	2.2	2.2	2.2	2.4	2.4	2.3				
Avg. Stride Length [m]	6.4	7.5	7.5	7.5	7.4	7.5	7.4	7.4	7.1				



- [ ] Ranking at each section and finish
- .-.- No data available at this section
- NA No data available





Horse/Jockey Name	Toni Too
Final Rank	7
Fastest Section Time (Section)	0:11.74 (1600m)
Top Speed [km/h] (Section)	63.0 (1600m)
Race State	Finished



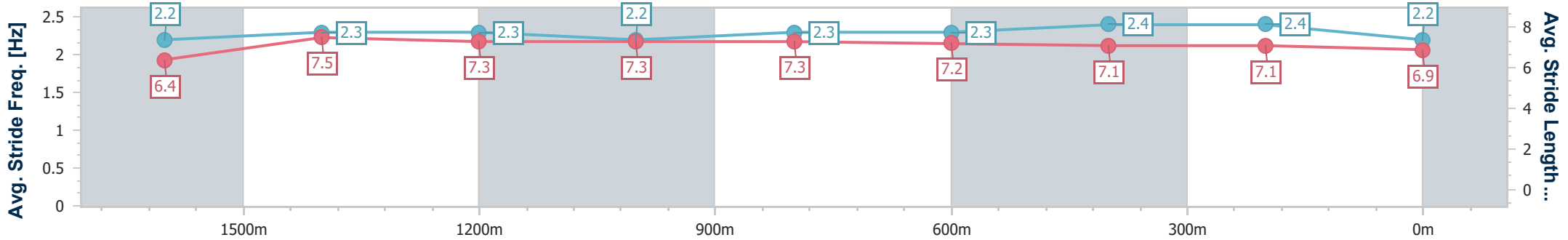
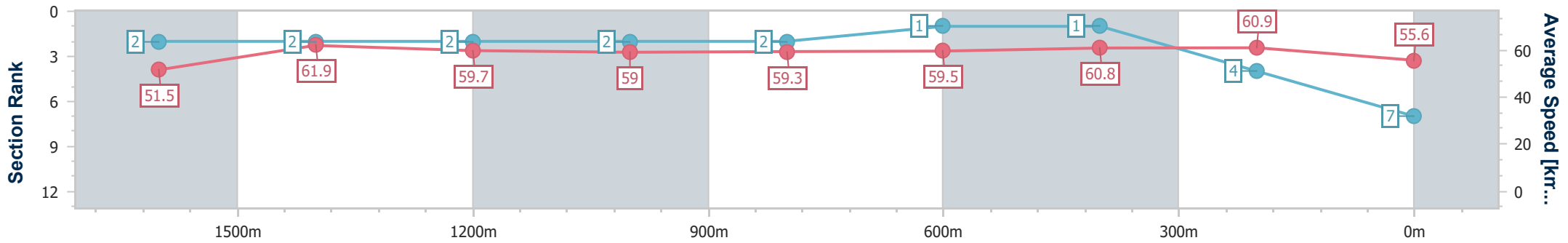
Sunshine Coast QLD Professional  
 Race 7: BUDD'S BUTCHERS COOLUM BEACH BENCHMARK  
 62 Handicap - 1800m



29 October 2023 - 16:48

Track Rating: Good 4, Weather: Fine, Rail Position: +3m Entire

Section	Overall	1600m	1400m	1200m	1000m	800m	600m	400m	200m				
Section Times	1:51.52 [7] (0:14.16)	1:37.36 [2] (0:11.74)	1:25.62 [2] (0:12.16)	1:13.46 [2] (0:12.21)	1:01.25 [2] (0:12.20)	0:49.05 [2] (0:12.28)	0:36.77 [1] (0:11.93)	0:24.84 [1] (0:11.82)	0:13.02 [4] (0:13.02)				
Average Speed [km/h]	51.5	61.9	59.7	59.0	59.3	59.5	60.8	60.9	55.6				
Top Speed [km/h]	62.4	63.0	61.0	59.8	59.8	59.8	62.4	61.8	58.9				
Avg. Dist. to Rail [m]	5.2	3.2	2.8	2.6	2.5	1.8	1.4	4.3	5.0				
Avg. Stride Freq. [Hz]	2.2	2.3	2.3	2.2	2.3	2.3	2.4	2.4	2.2				
Avg. Stride Length [m]	6.4	7.5	7.3	7.3	7.3	7.2	7.1	7.1	6.9				



- [ ] Ranking at each section and finish
- .-.- No data available at this section
- NA No data available



Horse/Jockey Name	Livingstones
Final Rank	8
Fastest Section Time (Section)	0:11.81 (400m)
Top Speed [km/h] (Section)	62.7 (600m)
Race State	Finished



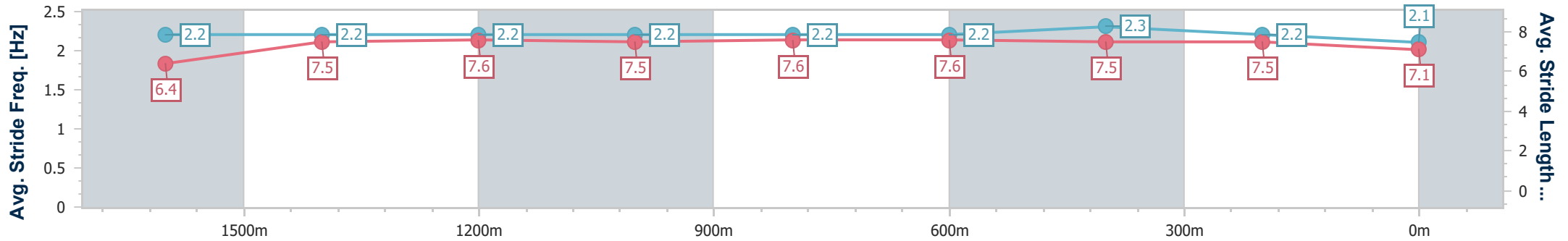
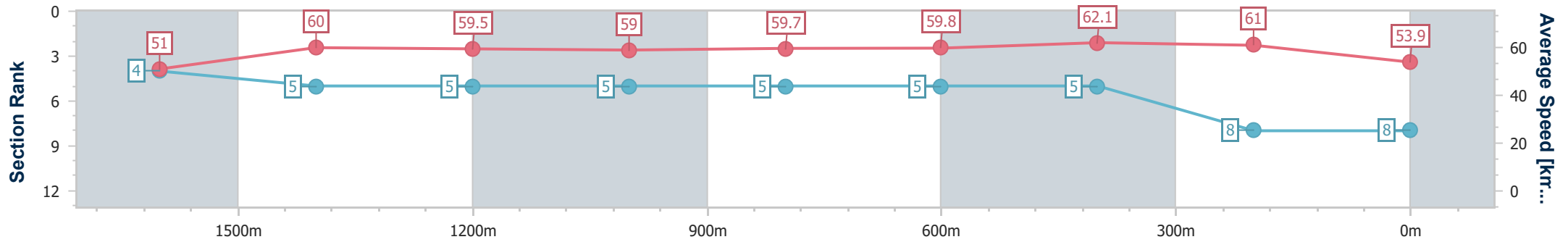
Sunshine Coast QLD Professional  
Race 7: BUDD'S BUTCHERS COOLUM BEACH BENCHMARK  
62 Handicap - 1800m



29 October 2023 - 16:48

Track Rating: Good 4, Weather: Fine, Rail Position: +3m Entire

Section	Overall	1600m	1400m	1200m	1000m	800m	600m	400m	200m				
Section Times	1:52.34 [8] (0:14.24)	1:38.10 [4] (0:12.15)	1:25.95 [5] (0:12.23)	1:13.72 [5] (0:12.21)	1:01.51 [5] (0:12.15)	0:49.36 [5] (0:12.26)	0:37.10 [5] (0:11.84)	0:25.26 [5] (0:11.81)	0:13.45 [8] (0:13.45)				
Average Speed [km/h]	51.0	60.0	59.5	59.0	59.7	59.8	62.1	61.0	53.9				
Top Speed [km/h]	60.1	61.3	60.1	59.5	60.5	60.9	62.7	61.7	59.2				
Avg. Dist. to Rail [m]	6.7	3.8	3.2	3.2	3.0	2.6	3.6	5.8	4.0				
Avg. Stride Freq. [Hz]	2.2	2.2	2.2	2.2	2.2	2.2	2.3	2.2	2.1				
Avg. Stride Length [m]	6.4	7.5	7.6	7.5	7.6	7.6	7.5	7.5	7.1				



- [ ] Ranking at each section and finish
- .-.- No data available at this section
- NA No data available



Horse/Jockey Name	Craiglea Karly
Final Rank	9
Fastest Section Time (Section)	0:11.92 (400m)
Top Speed [km/h] (Section)	62.0 (1600m)
Race State	Finished



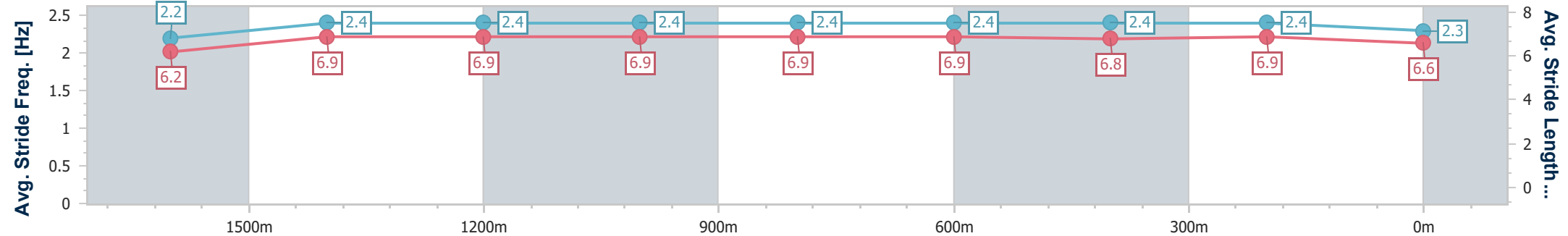
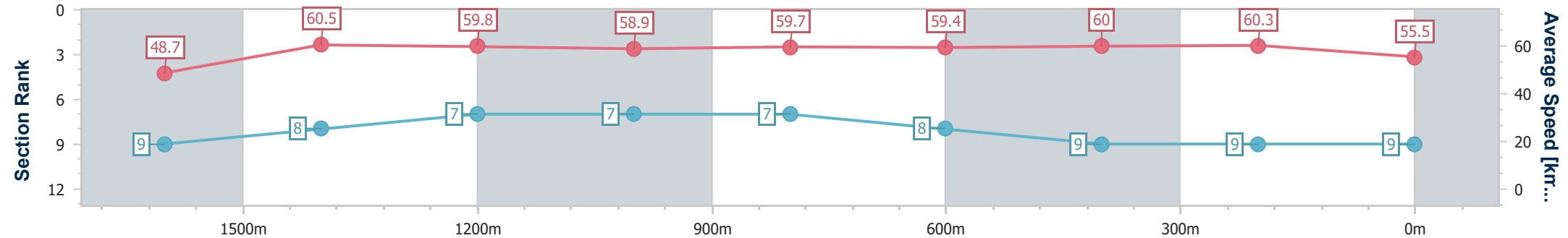
Sunshine Coast QLD Professional  
 Race 7: BUDD'S BUTCHERS COOLUM BEACH BENCHMARK  
 62 Handicap - 1800m



29 October 2023 - 16:48

Track Rating: Good 4, Weather: Fine, Rail Position: +3m Entire

Section	Overall	1600m	1400m	1200m	1000m	800m	600m	400m	200m			
Section Times	1:52.53 [9] (0:14.84)	1:37.69 [9] (0:11.96)	1:25.73 [8] (0:12.13)	1:13.60 [7] (0:12.24)	1:01.36 [7] (0:12.08)	0:49.28 [7] (0:12.23)	0:37.05 [8] (0:12.05)	0:25.00 [9] (0:11.92)	0:13.08 [9] (0:13.08)			
Average Speed [km/h]	48.7	60.5	59.8	58.9	59.7	59.4	60.0	60.3	55.5			
Top Speed [km/h]	60.6	62.0	60.9	59.7	60.6	61.0	61.4	61.6	59.5			
Avg. Dist. to Rail [m]	5.5	1.9	2.1	2.1	1.8	1.3	0.9	0.8	1.0			
Avg. Stride Freq. [Hz]	2.2	2.4	2.4	2.4	2.4	2.4	2.4	2.4	2.3			
Avg. Stride Length [m]	6.2	6.9	6.9	6.9	6.9	6.9	6.8	6.9	6.6			



- [ ] Ranking at each section and finish
- .-.- No data available at this section
- NA No data available