



# Sunshine Coast QLD Professional

## Race 2: PETER ANDREW REAL ESTATE BENCHMARK 65 Handicap - 1000m

29 October 2023 - 13:45



Track Rating: Good 4, Weather: Fine, Rail Position: +3m Entire

Section		Overall	800m	600m	400m	200m	Last 600m					
Field Times		0:58.62 (0:13.65)	0:44.97 (0:11.37)	0:33.60 (0:11.21)	0:22.39 (0:10.92)	0:11.47 (0:11.47)	0:33.60					
Rank	TAB Horse/Jockey	Barrier	Top Speed [km/h]	Fastest Section	Margin					Distance Travelled [m]		
1	4 YOUR TOO GOOD Ben Thompson	3	67.2 400m	0:10.82 400m	0:58.62 [1] (0:13.87)	0:44.75 [2] (0:11.35)	0:33.40 [2] (0:11.15)	0:22.25 [2] (0:10.82)	0:11.43 [2] (0:11.43)	0:58.62	0:33.40	
2	3 THE KEWESS Emily Lang	5	69.0 400m	0:10.58 400m	0:58.66 [2] (0:14.25)	0:44.41 [5] (0:11.47)	0:32.94 [5] (0:11.02)	0:21.92 [5] (0:10.58)	0:11.34 [3] (0:11.34)	0.2L	0:32.94	+2
3	1 BAIYKA James Orman	8	68.6 400m	0:10.71 400m	0:58.68 [3] (0:14.09)	0:44.59 [3] (0:11.37)	0:33.22 [3] (0:11.18)	0:22.04 [3] (0:10.71)	0:11.33 [5] (0:11.33)	0.3L	0:33.22	+2
4	6 BAG OF WHITT Georgina Cartwright	1	66.7 400m	0:10.92 400m	0:58.84 [4] (0:13.65)	0:45.19 [1] (0:11.37)	0:33.82 [1] (0:11.21)	0:22.61 [1] (0:10.92)	0:11.69 [1] (0:11.69)	1.1L	0:33.82	+2
5	5 WARRIORESS Ryan Maloney	7	69.5 400m	0:10.65 400m	0:58.97 [5] (0:14.10)	0:44.87 [4] (0:11.41)	0:33.46 [4] (0:11.17)	0:22.29 [4] (0:10.65)	0:11.64 [4] (0:11.64)	1.6L	0:33.46	+0

Scratched: Zoumeteor (#2), Victory Win (#8), Smashingplates (#7)



Horse/Jockey Name	Your Too Good
Final Rank	1
Fastest Section Time (Section)	0:10.82 (400m)
Top Speed [km/h] (Section)	67.2 (400m)
Race State	Finished



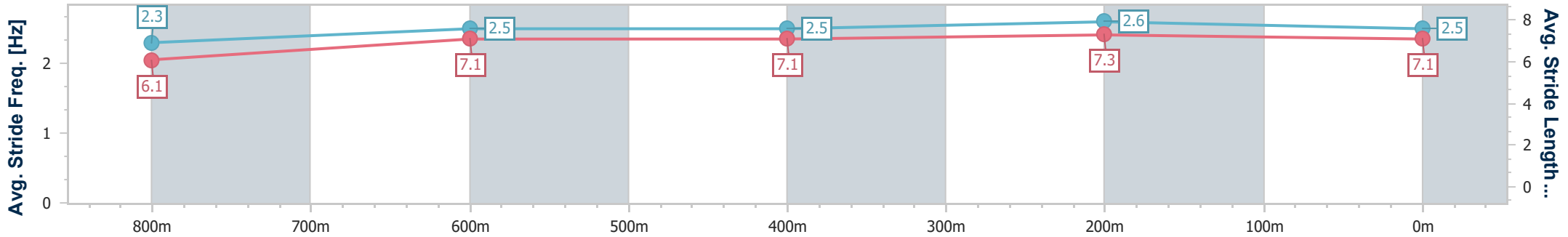
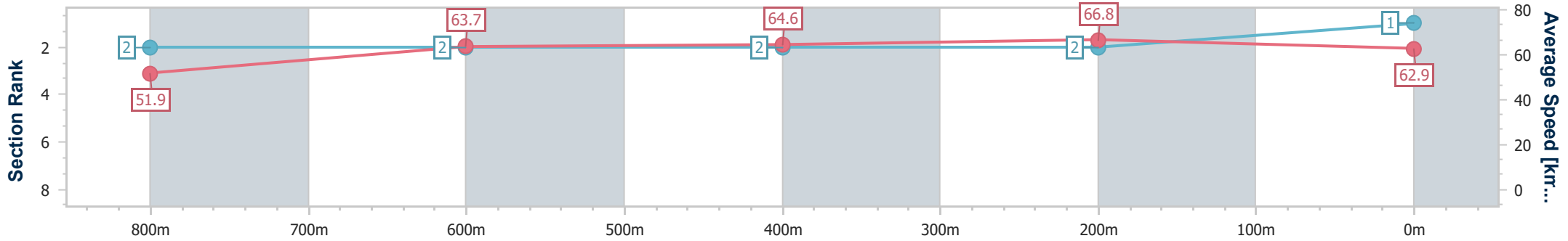
Sunshine Coast QLD Professional  
 Race 2: PETER ANDREW REAL ESTATE BENCHMARK 65  
 Handicap - 1000m



29 October 2023 - 13:45

Track Rating: Good 4, Weather: Fine, Rail Position: +3m Entire

Section	Overall	800m	600m	400m	200m
Section Times	0:58.62 [1] (0:13.87)	0:44.75 [2] (0:11.35)	0:33.40 [2] (0:11.15)	0:22.25 [2] (0:10.82)	0:11.43 [2] (0:11.43)
Average Speed [km/h]	51.9	63.7	64.6	66.8	62.9
Top Speed [km/h]	63.0	63.9	66.8	67.2	65.8
Avg. Dist. to Rail [m]	3.9	1.7	0.3	1.7	3.0
Avg. Stride Freq. [Hz]	2.3	2.5	2.5	2.6	2.5
Avg. Stride Length [m]	6.1	7.1	7.1	7.3	7.1



- [ ] Ranking at each section and finish
- .-.- No data available at this section
- NA No data available



Horse/Jockey Name	The Kewess
Final Rank	2
Fastest Section Time (Section)	0:10.58 (400m)
Top Speed [km/h] (Section)	69.0 (400m)
Race State	Finished



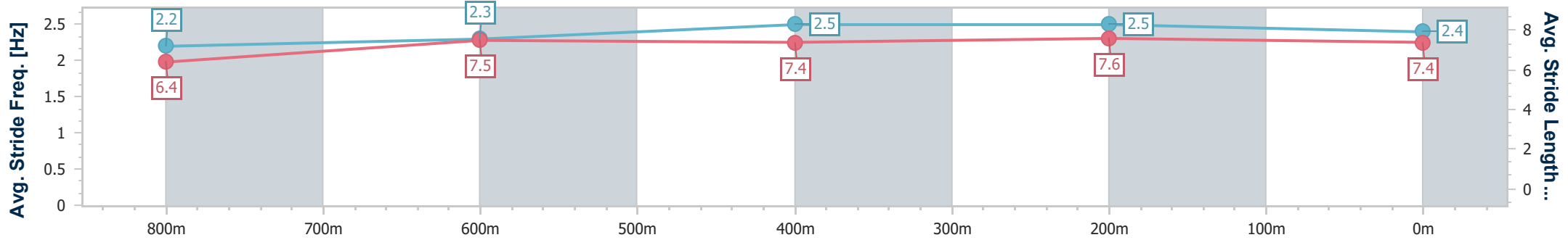
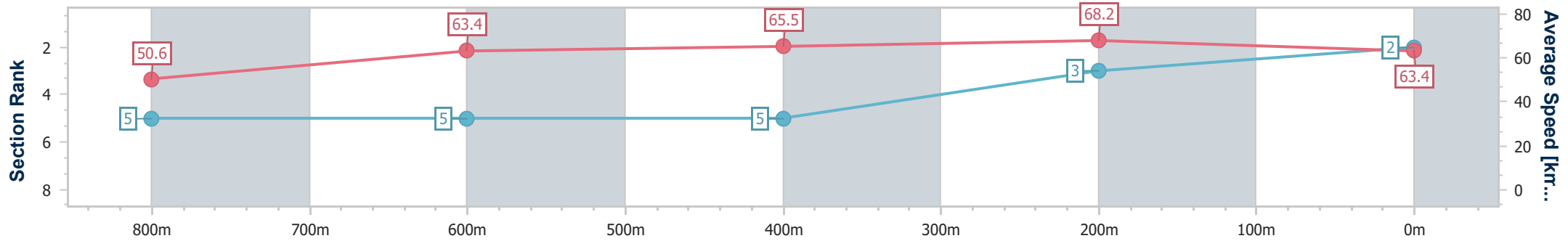
Sunshine Coast QLD Professional  
 Race 2: PETER ANDREW REAL ESTATE BENCHMARK 65  
 Handicap - 1000m



29 October 2023 - 13:45

Track Rating: Good 4, Weather: Fine, Rail Position: +3m Entire

Section	Overall	800m	600m	400m	200m
Section Times	0:58.66 [2] (0:14.25)	0:44.41 [5] (0:11.47)	0:32.94 [5] (0:11.02)	0:21.92 [5] (0:10.58)	0:11.34 [3] (0:11.34)
Average Speed [km/h]	50.6	63.4	65.5	68.2	63.4
Top Speed [km/h]	63.9	66.1	67.9	69.0	66.8
Avg. Dist. to Rail [m]	4.4	2.3	1.0	4.9	6.2
Avg. Stride Freq. [Hz]	2.2	2.3	2.5	2.5	2.4
Avg. Stride Length [m]	6.4	7.5	7.4	7.6	7.4



- [ ] Ranking at each section and finish
- .-.- No data available at this section
- NA No data available



Horse/Jockey Name	Baiyka
Final Rank	3
Fastest Section Time (Section)	0:10.71 (400m)
Top Speed [km/h] (Section)	68.6 (400m)
Race State	Finished



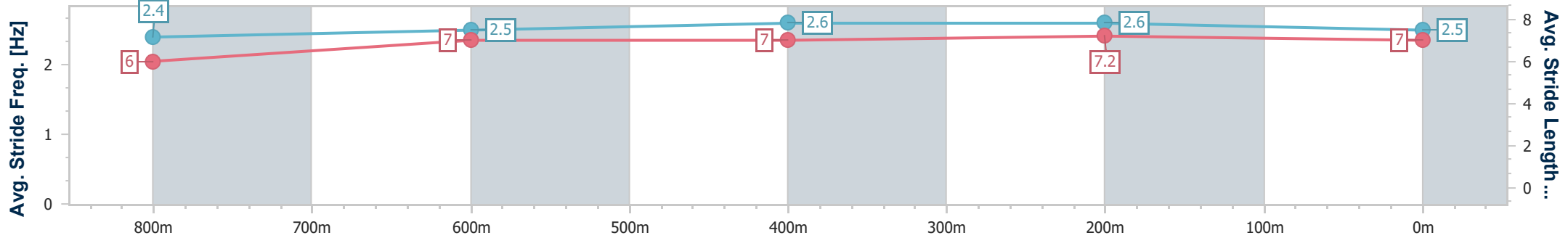
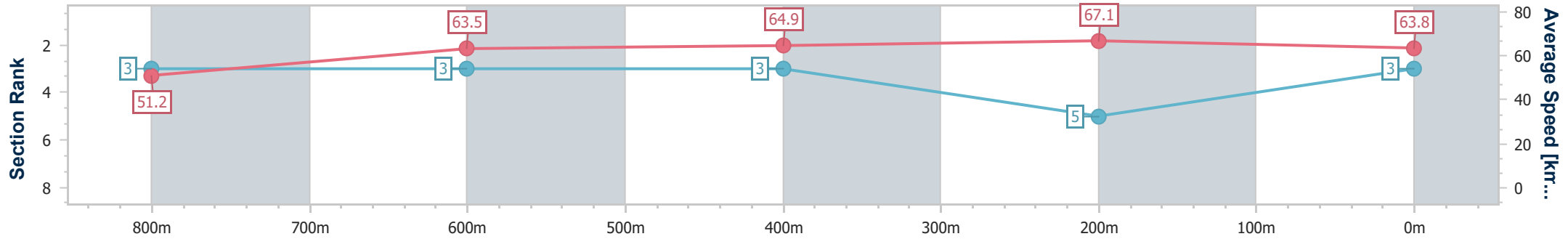
Sunshine Coast QLD Professional  
 Race 2: PETER ANDREW REAL ESTATE BENCHMARK 65  
 Handicap - 1000m



29 October 2023 - 13:45

Track Rating: Good 4, Weather: Fine, Rail Position: +3m Entire

Section	Overall	800m	600m	400m	200m
Section Times	0:58.68 [3] (0:14.09)	0:44.59 [3] (0:11.37)	0:33.22 [3] (0:11.18)	0:22.04 [3] (0:10.71)	0:11.33 [5] (0:11.33)
Average Speed [km/h]	51.2	63.5	64.9	67.1	63.8
Top Speed [km/h]	63.8	65.5	65.9	68.6	67.6
Avg. Dist. to Rail [m]	4.9	1.9	0.9	5.5	5.8
Avg. Stride Freq. [Hz]	2.4	2.5	2.6	2.6	2.5
Avg. Stride Length [m]	6.0	7.0	7.0	7.2	7.0



- [ ] Ranking at each section and finish
- .-.- No data available at this section
- NA No data available



Horse/Jockey Name	Bag Of Whitt
Final Rank	4
Fastest Section Time (Section)	0:10.92 (400m)
Top Speed [km/h] (Section)	66.7 (400m)
Race State	Finished



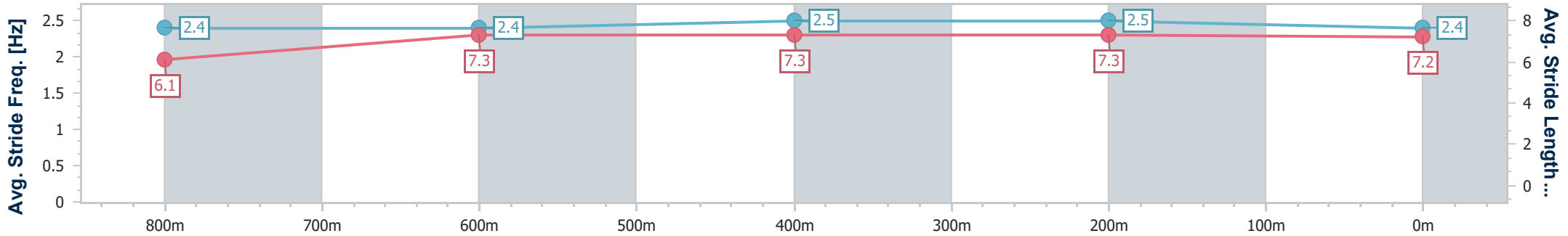
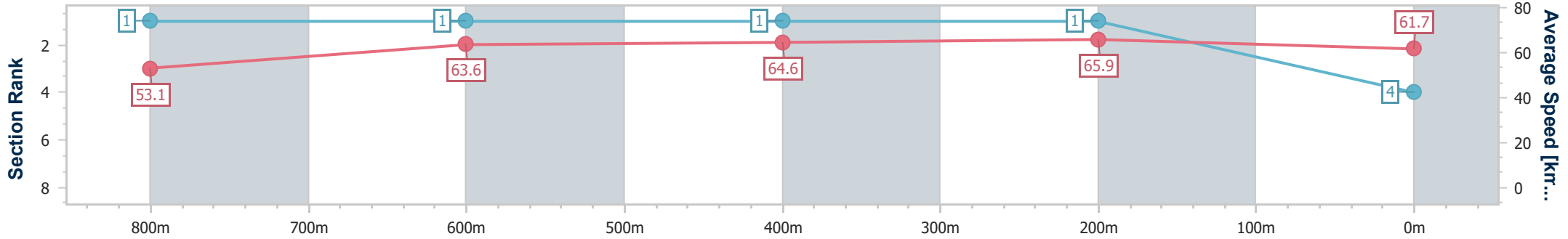
Sunshine Coast QLD Professional  
 Race 2: PETER ANDREW REAL ESTATE BENCHMARK 65  
 Handicap - 1000m



29 October 2023 - 13:45

Track Rating: Good 4, Weather: Fine, Rail Position: +3m Entire

Section	Overall	800m	600m	400m	200m
Section Times	0:58.84 [4] (0:13.65)	0:45.19 [1] (0:11.37)	0:33.82 [1] (0:11.21)	0:22.61 [1] (0:10.92)	0:11.69 [1] (0:11.69)
Average Speed [km/h]	53.1	63.6	64.6	65.9	61.7
Top Speed [km/h]	63.3	64.5	65.7	66.7	65.2
Avg. Dist. to Rail [m]	2.9	1.9	0.9	2.6	2.5
Avg. Stride Freq. [Hz]	2.4	2.4	2.5	2.5	2.4
Avg. Stride Length [m]	6.1	7.3	7.3	7.3	7.2



- [ ] Ranking at each section and finish
- .-.- No data available at this section
- NA No data available



Horse/Jockey Name	Warriress
Final Rank	5
Fastest Section Time (Section)	0:10.65 (400m)
Top Speed [km/h] (Section)	69.5 (400m)
Race State	Finished



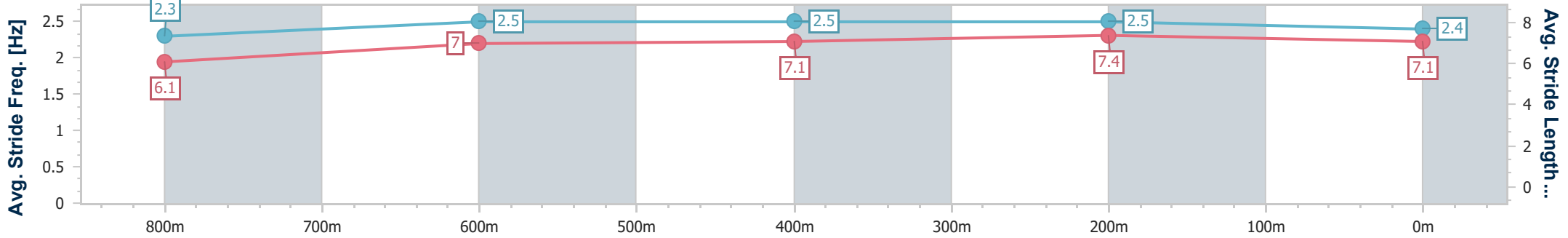
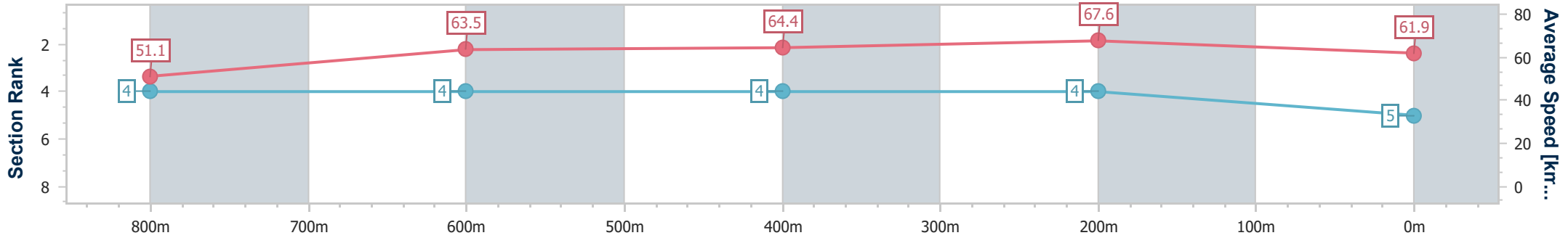
Sunshine Coast QLD Professional  
 Race 2: PETER ANDREW REAL ESTATE BENCHMARK 65  
 Handicap - 1000m



29 October 2023 - 13:45

Track Rating: Good 4, Weather: Fine, Rail Position: +3m Entire

Section	Overall	800m	600m	400m	200m
Section Times	0:58.97 [5] (0:14.10)	0:44.87 [4] (0:11.41)	0:33.46 [4] (0:11.17)	0:22.29 [4] (0:10.65)	0:11.64 [4] (0:11.64)
Average Speed [km/h]	51.1	63.5	64.4	67.6	61.9
Top Speed [km/h]	64.4	64.8	66.4	69.5	65.9
Avg. Dist. to Rail [m]	4.6	1.7	0.3	1.8	2.4
Avg. Stride Freq. [Hz]	2.3	2.5	2.5	2.5	2.4
Avg. Stride Length [m]	6.1	7.0	7.1	7.4	7.1



- [ ] Ranking at each section and finish
- .-.- No data available at this section
- NA No data available