



Townsville QLD Professional

Race 7: AUSNORTH CONSTRUCTIONS OPEN Handicap - 1200m

28 October 2023 - 16:35



Track Rating: Good 4, Weather: Fine, Rail Position: True Entire Course

Section		Overall											Last 600m							
Field Times		1:10.29 (0:13.73)											0:34.32							
		1000m (0:11.36)											800m (0:10.88)		600m (0:11.42)		400m (0:11.13)		200m (0:11.77)	
Rank	TAB	Horse/Jockey	Barrier	Top Speed [km/h]	Fastest Section	Overall	1000m	800m	600m	400m	200m	Margin	Last 600m	Distance Travelled [m]						
1	2	BONES Lacey Morrison	10	66.4	0:10.98	1:10.29 [1] (0:13.85)	0:56.44 [2] (0:11.33)	0:45.11 [3] (0:10.98)	0:34.13 [3] (0:11.23)	0:22.90 [1] (0:11.13)	0:11.77 [1] (0:11.77)	1:10.29	0:34.13							
2	7	KNOCKKNEE Tessa Townsend	1	66.7	0:10.93	1:10.46 [2] (0:13.98)	0:56.48 [3] (0:11.37)	0:45.11 [4] (0:10.93)	0:34.18 [4] (0:11.18)	0:23.00 [4] (0:11.19)	0:11.81 [2] (0:11.81)	0.8L	0:34.18	-4						
3	9	TEMPO Morgan Butler	3	66.8	0:10.93	1:10.53 [3] (0:13.73)	0:56.80 [1] (0:11.43)	0:45.37 [2] (0:10.93)	0:34.44 [2] (0:11.36)	0:23.08 [3] (0:11.32)	0:11.76 [3] (0:11.76)	1.2L	0:34.44	-1						
4	4	FAMILY STAR Jackson Murphy	5	67.6	0:10.86	1:10.54 [4] (0:14.36)	0:56.18 [5] (0:11.39)	0:44.79 [7] (0:10.86)	0:33.93 [7] (0:11.17)	0:22.76 [8] (0:11.05)	0:11.71 [5] (0:11.71)	1.3L	0:33.93	+4						
5	6	SPELLCATCHER Dale Evans	4	67.5	0:10.73	1:10.60 [5] (0:14.45)	0:56.15 [7] (0:11.29)	0:44.86 [6] (0:10.73)	0:34.13 [6] (0:11.21)	0:22.92 [6] (0:11.20)	0:11.72 [6] (0:11.72)	1.5L	0:34.13	-4						
6	3	ZOUVILLA Chelsea Jokic	2	68.3	0:10.73	1:10.64 [6] (0:14.80)	0:55.84 [9] (0:11.46)	0:44.38 [9] (0:10.76)	0:33.62 [9] (0:10.73)	0:22.89 [7] (0:11.02)	0:11.87 [3] (0:11.87)	1.7L	0:33.62	+3						
7	1	TARA JASMINE Adrian Layt	7	67.5	0:10.83	1:10.70 [7] (0:14.68)	0:56.02 [8] (0:11.42)	0:44.60 [8] (0:10.83)	0:33.77 [8] (0:10.92)	0:22.85 [9] (0:11.10)	0:11.75 [7] (0:11.75)	2L	0:33.77	+1						
8	8	MY BEST EFFORT Jason Taylor	8	68.2	0:10.85	1:10.79 [8] (0:14.41)	0:56.38 [6] (0:11.11)	0:45.27 [5] (0:10.85)	0:34.42 [5] (0:11.31)	0:23.11 [5] (0:11.33)	0:11.78 [8] (0:11.78)	2.5L	0:34.42	-1						
9	5	FULL OF FIRE Jason Babarovich	6	68.6	0:10.88	1:12.55 [9] (0:14.12)	0:58.43 [4] (0:10.97)	0:47.46 [1] (0:10.88)	0:36.58 [1] (0:11.47)	0:25.11 [2] (0:12.11)	0:13.00 [9] (0:13.00)	12.8L	0:36.58	+0						

Scratched: Vaporizing (#10)

[] Ranking at each section and finish
 -:-:- No data available at this section
 NA No data available

SCN Saddle cloth number
 DNF Did not finish
 DNT Did not track



Horse/Jockey Name	Bones
Final Rank	1
Fastest Section Time (Section)	0:10.98 (800m)
Top Speed [km/h] (Section)	66.4 (800m)
Race State	Finished



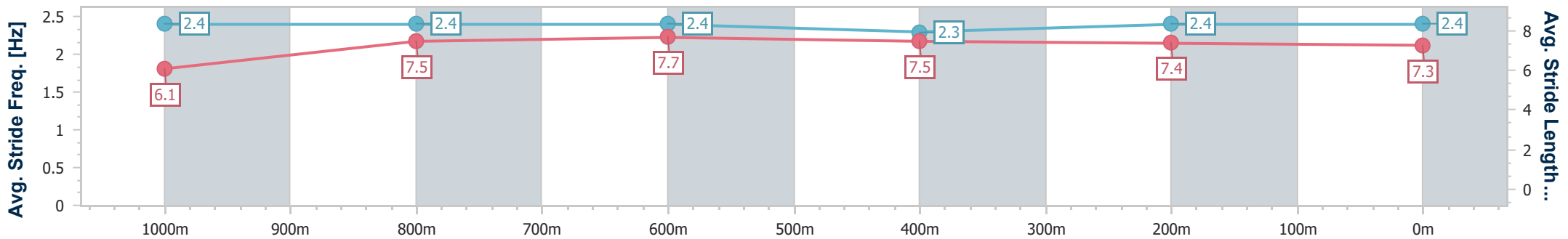
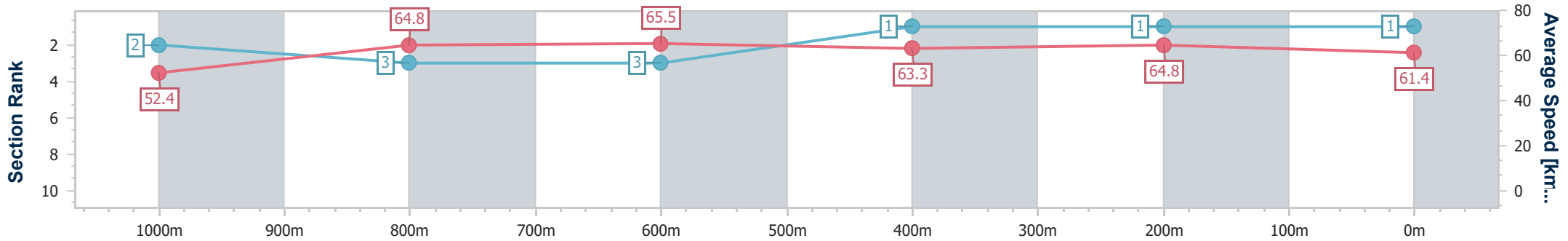
Townsville QLD Professional
Race 7: AUSNORTH CONSTRUCTIONS OPEN Handicap - 1200m

28 October 2023 - 16:35

Track Rating: Good 4, Weather: Fine, Rail Position: True Entire Course



Section	Overall	1000m	800m	600m	400m	200m
Section Times	1:10.29 [1] (0:13.85)	0:56.44 [2] (0:11.33)	0:45.11 [3] (0:10.98)	0:34.13 [3] (0:11.23)	0:22.90 [1] (0:11.13)	0:11.77 [1] (0:11.77)
Average Speed [km/h]	52.4	64.8	65.5	63.3	64.8	61.4
Top Speed [km/h]	64.7	66.2	66.4	64.9	65.3	64.7
Avg. Dist. to Rail [m]	11.2	4.6	1.2	2.0	1.1	2.5
Avg. Stride Freq. [Hz]	2.4	2.4	2.4	2.3	2.4	2.4
Avg. Stride Length [m]	6.1	7.5	7.7	7.5	7.4	7.3



- [] Ranking at each section and finish
- .-.- No data available at this section
- NA No data available



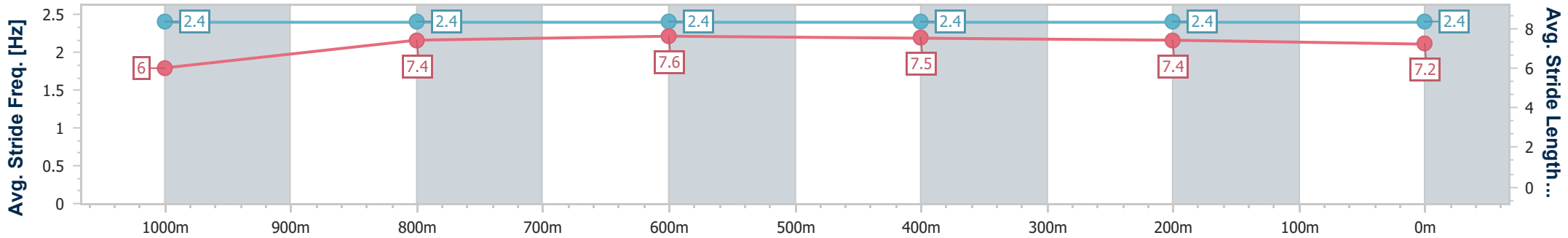
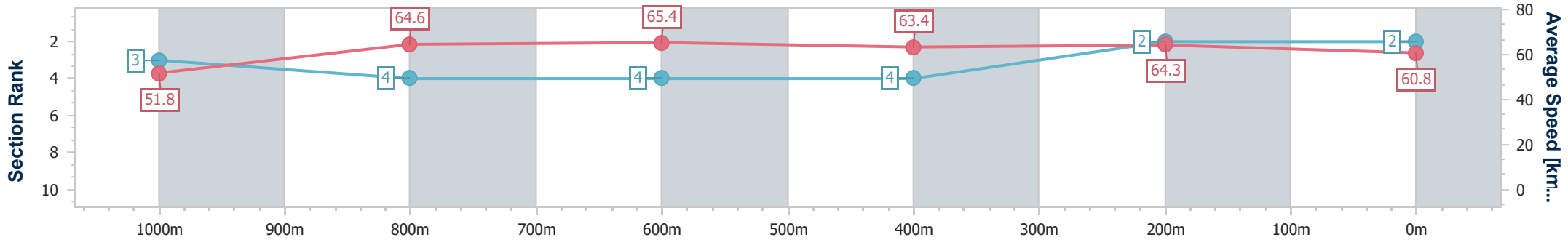
Horse/Jockey Name	Knockknee
Final Rank	2
Fastest Section Time (Section)	0:10.93 (800m)
Top Speed [km/h] (Section)	66.7 (800m)
Race State	Finished



Townsville QLD Professional
 Race 7: AUSNORTH CONSTRUCTIONS OPEN Handicap - 1200m
 28 October 2023 - 16:35
 Track Rating: Good 4, Weather: Fine, Rail Position: True Entire Course



Section	Overall	1000m	800m	600m	400m	200m
Section Times	1:10.46 [2] (0:13.98)	0:56.48 [3] (0:11.37)	0:45.11 [4] (0:10.93)	0:34.18 [4] (0:11.18)	0:23.00 [4] (0:11.19)	0:11.81 [2] (0:11.81)
Average Speed [km/h]	51.8	64.6	65.4	63.4	64.3	60.8
Top Speed [km/h]	64.4	65.6	66.7	64.9	65.4	64.2
Avg. Dist. to Rail [m]	6.7	4.3	1.3	2.8	0.7	1.9
Avg. Stride Freq. [Hz]	2.4	2.4	2.4	2.4	2.4	2.4
Avg. Stride Length [m]	6.0	7.4	7.6	7.5	7.4	7.2



- [] Ranking at each section and finish
- .-.- No data available at this section
- NA No data available



Horse/Jockey Name	Tempo
Final Rank	3
Fastest Section Time (Section)	0:10.93 (800m)
Top Speed [km/h] (Section)	66.8 (800m)
Race State	Finished



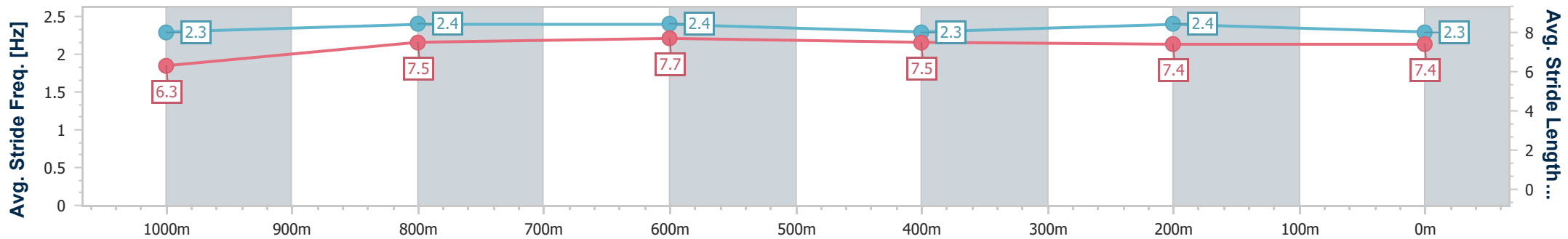
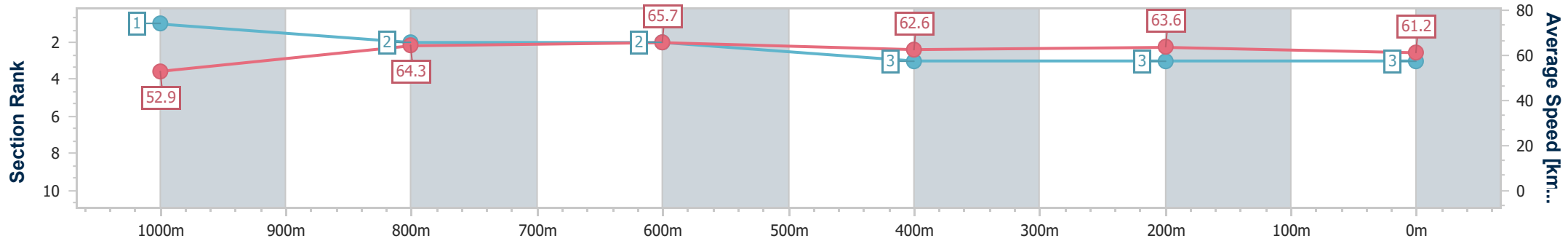
Townsville QLD Professional
Race 7: AUSNORTH CONSTRUCTIONS OPEN Handicap - 1200m

28 October 2023 - 16:35

Track Rating: Good 4, Weather: Fine, Rail Position: True Entire Course



Section	Overall	1000m	800m	600m	400m	200m								
Section Times	1:10.53 [3] (0:13.73)	0:56.80 [1] (0:11.43)	0:45.37 [2] (0:10.93)	0:34.44 [2] (0:11.36)	0:23.08 [3] (0:11.32)	0:11.76 [3] (0:11.76)								
Average Speed [km/h]	52.9	64.3	65.7	62.6	63.6	61.2								
Top Speed [km/h]	65.8	66.6	66.8	64.9	65.1	64.8								
Avg. Dist. to Rail [m]	8.1	4.2	1.0	1.7	1.6	0.9								
Avg. Stride Freq. [Hz]	2.3	2.4	2.4	2.3	2.4	2.3								
Avg. Stride Length [m]	6.3	7.5	7.7	7.5	7.4	7.4								



- [] Ranking at each section and finish
- .-.- No data available at this section
- NA No data available



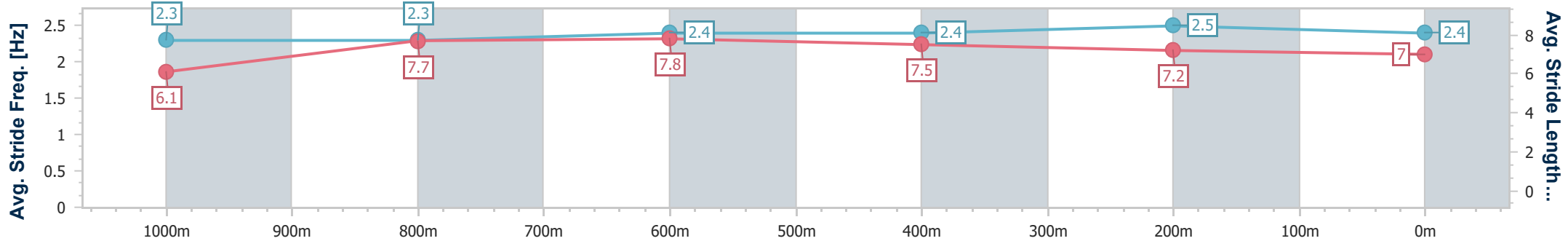
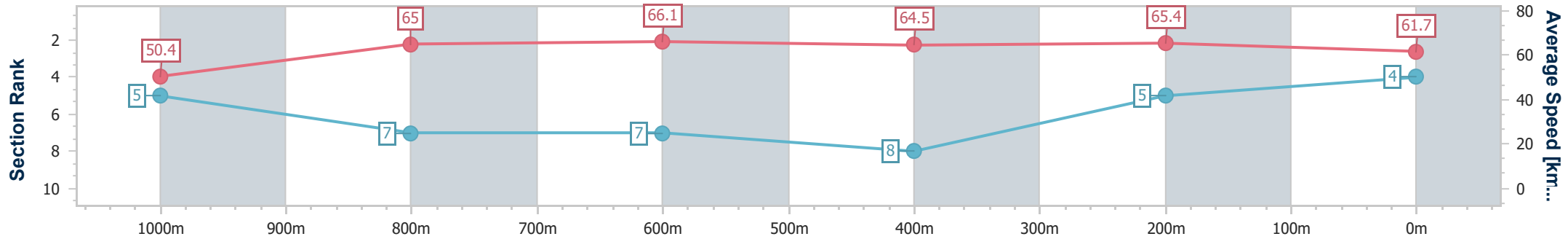
Horse/Jockey Name	Family Star
Final Rank	4
Fastest Section Time (Section)	0:10.86 (800m)
Top Speed [km/h] (Section)	67.6 (800m)
Race State	Finished



Townsville QLD Professional
 Race 7: AUSNORTH CONSTRUCTIONS OPEN Handicap - 1200m
 28 October 2023 - 16:35
 Track Rating: Good 4, Weather: Fine, Rail Position: True Entire Course



Section	Overall	1000m	800m	600m	400m	200m
Section Times	1:10.54 [4] (0:14.36)	0:56.18 [5] (0:11.39)	0:44.79 [7] (0:10.86)	0:33.93 [7] (0:11.17)	0:22.76 [8] (0:11.05)	0:11.71 [5] (0:11.71)
Average Speed [km/h]	50.4	65.0	66.1	64.5	65.4	61.7
Top Speed [km/h]	64.5	66.4	67.6	66.4	66.6	65.2
Avg. Dist. to Rail [m]	8.9	5.1	0.9	0.7	2.6	3.8
Avg. Stride Freq. [Hz]	2.3	2.3	2.4	2.4	2.5	2.4
Avg. Stride Length [m]	6.1	7.7	7.8	7.5	7.2	7.0



- [] Ranking at each section and finish
- .-.- No data available at this section
- NA No data available



Horse/Jockey Name	Spellcatcher
Final Rank	5
Fastest Section Time (Section)	0:10.73 (800m)
Top Speed [km/h] (Section)	67.5 (800m)
Race State	Finished



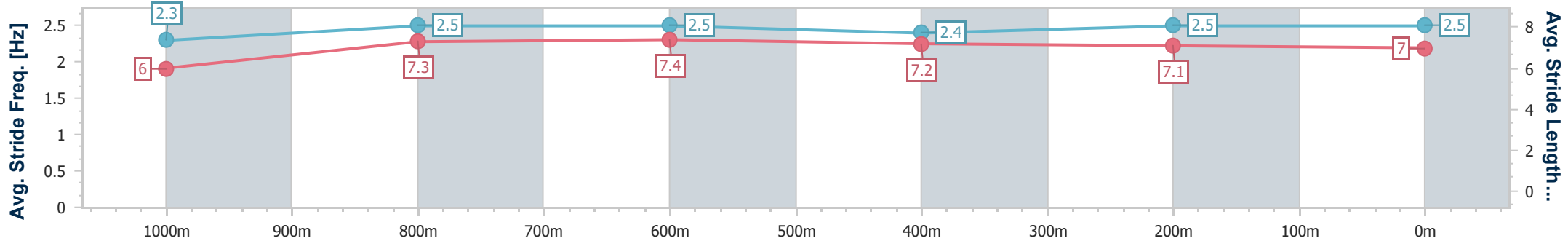
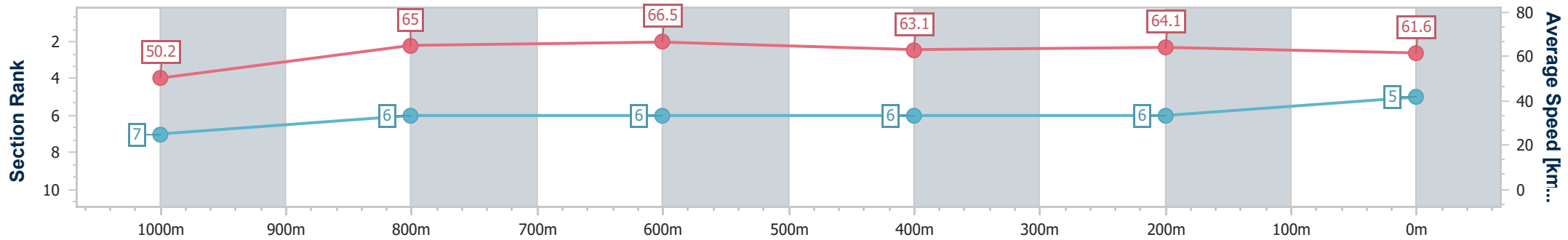
Townsville QLD Professional
Race 7: AUSNORTH CONSTRUCTIONS OPEN Handicap - 1200m

28 October 2023 - 16:35

Track Rating: Good 4, Weather: Fine, Rail Position: True Entire Course



Section	Overall	1000m	800m	600m	400m	200m								
Section Times	1:10.60 [5] (0:14.45)	0:56.15 [7] (0:11.29)	0:44.86 [6] (0:10.73)	0:34.13 [6] (0:11.21)	0:22.92 [6] (0:11.20)	0:11.72 [6] (0:11.72)								
Average Speed [km/h]	50.2	65.0	66.5	63.1	64.1	61.6								
Top Speed [km/h]	64.8	66.6	67.5	64.8	65.0	64.8								
Avg. Dist. to Rail [m]	11.2	4.2	2.4	3.0	1.3	2.3								
Avg. Stride Freq. [Hz]	2.3	2.5	2.5	2.4	2.5	2.5								
Avg. Stride Length [m]	6.0	7.3	7.4	7.2	7.1	7.0								



- [] Ranking at each section and finish
- .-.- No data available at this section
- NA No data available



Horse/Jockey Name	Zouvilla
Final Rank	6
Fastest Section Time (Section)	0:10.73 (600m)
Top Speed [km/h] (Section)	68.3 (400m)
Race State	Finished



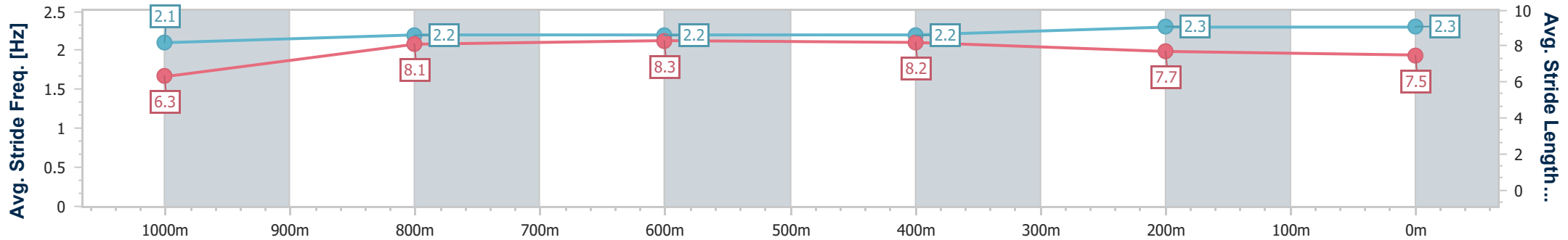
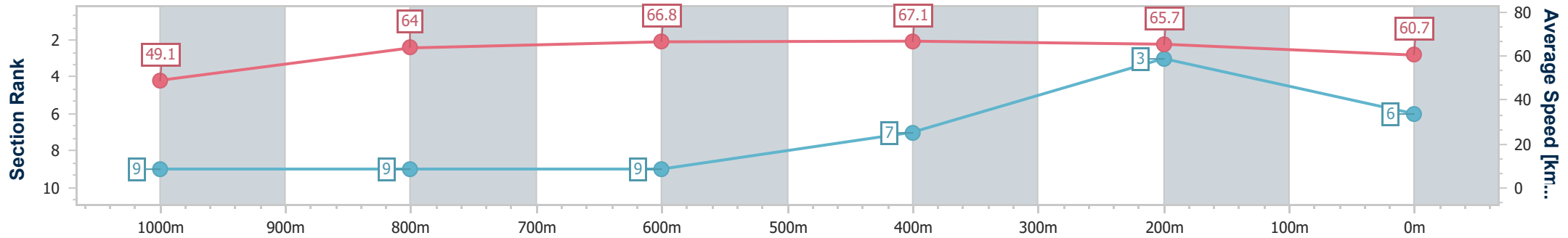
Townsville QLD Professional
Race 7: AUSNORTH CONSTRUCTIONS OPEN Handicap - 1200m

28 October 2023 - 16:35

Track Rating: Good 4, Weather: Fine, Rail Position: True Entire Course



Section	Overall	1000m	800m	600m	400m	200m								
Section Times	1:10.64 [6] (0:14.80)	0:55.84 [9] (0:11.46)	0:44.38 [9] (0:10.76)	0:33.62 [9] (0:10.73)	0:22.89 [7] (0:11.02)	0:11.87 [3] (0:11.87)								
Average Speed [km/h]	49.1	64.0	66.8	67.1	65.7	60.7								
Top Speed [km/h]	62.6	66.1	67.9	67.9	68.3	64.2								
Avg. Dist. to Rail [m]	7.6	4.3	1.2	1.3	3.4	5.0								
Avg. Stride Freq. [Hz]	2.1	2.2	2.2	2.2	2.3	2.3								
Avg. Stride Length [m]	6.3	8.1	8.3	8.2	7.7	7.5								



- [] Ranking at each section and finish
- .-.- No data available at this section
- NA No data available



Horse/Jockey Name	Tara Jasmine
Final Rank	7
Fastest Section Time (Section)	0:10.83 (800m)
Top Speed [km/h] (Section)	67.5 (800m)
Race State	Finished



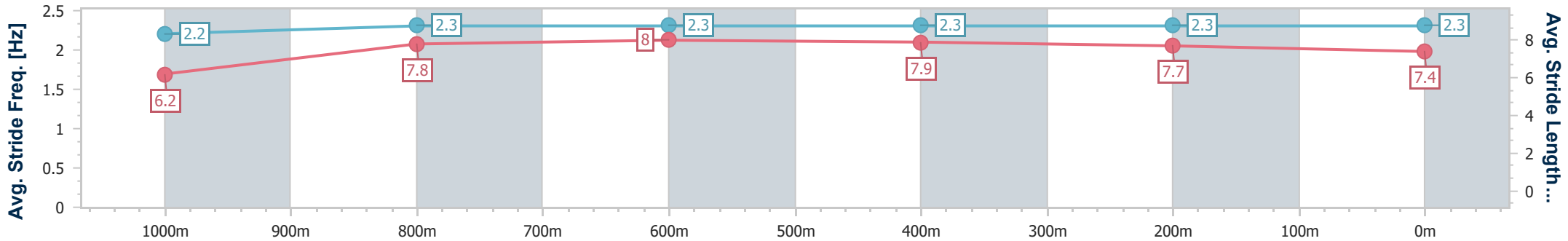
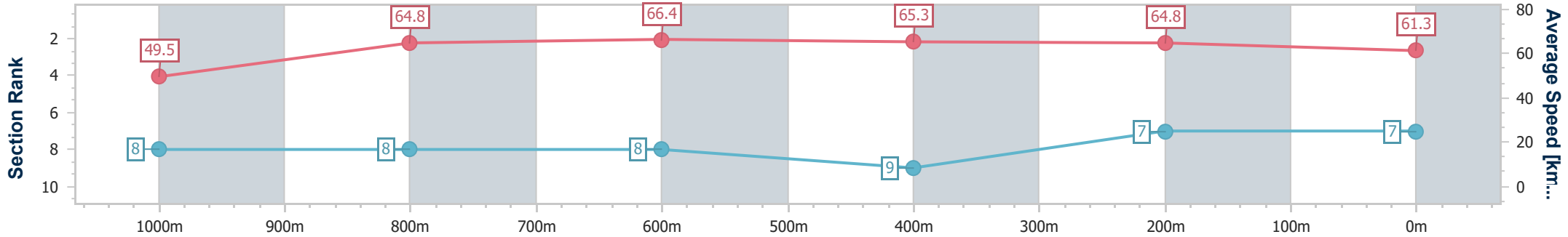
Townsville QLD Professional
Race 7: AUSNORTH CONSTRUCTIONS OPEN Handicap - 1200m

28 October 2023 - 16:35

Track Rating: Good 4, Weather: Fine, Rail Position: True Entire Course



Section	Overall	1000m	800m	600m	400m	200m								
Section Times	1:10.70 [7] (0:14.68)	0:56.02 [8] (0:11.42)	0:44.60 [8] (0:10.83)	0:33.77 [8] (0:10.92)	0:22.85 [9] (0:11.10)	0:11.75 [7]								
Average Speed [km/h]	49.5	64.8	66.4	65.3	64.8	61.3								
Top Speed [km/h]	65.2	65.8	67.5	66.4	66.3	65.3								
Avg. Dist. to Rail [m]	11.8	5.9	1.2	1.7	1.7	3.5								
Avg. Stride Freq. [Hz]	2.2	2.3	2.3	2.3	2.3	2.3								
Avg. Stride Length [m]	6.2	7.8	8.0	7.9	7.7	7.4								



- [] Ranking at each section and finish
- .-.- No data available at this section
- NA No data available



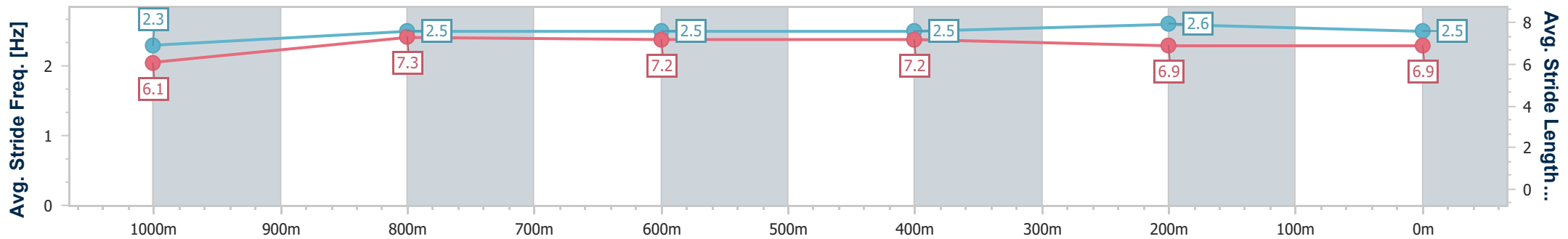
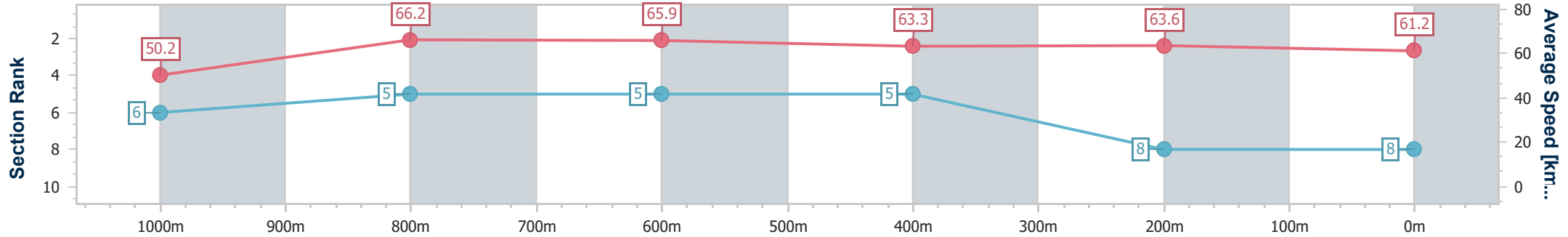
Horse/Jockey Name	My Best Effort
Final Rank	8
Fastest Section Time (Section)	0:10.85 (800m)
Top Speed [km/h] (Section)	68.2 (1000m)
Race State	Finished



Townsville QLD Professional
 Race 7: AUSNORTH CONSTRUCTIONS OPEN Handicap - 1200m
 28 October 2023 - 16:35
 Track Rating: Good 4, Weather: Fine, Rail Position: True Entire Course



Section	Overall	1000m	800m	600m	400m	200m
Section Times	1:10.79 [8] (0:14.41)	0:56.38 [6] (0:11.11)	0:45.27 [5] (0:10.85)	0:34.42 [5] (0:11.31)	0:23.11 [5] (0:11.33)	0:11.78 [8] (0:11.78)
Average Speed [km/h]	50.2	66.2	65.9	63.3	63.6	61.2
Top Speed [km/h]	64.3	68.2	67.7	64.8	65.2	63.1
Avg. Dist. to Rail [m]	11.8	4.2	1.8	1.4	2.4	4.3
Avg. Stride Freq. [Hz]	2.3	2.5	2.5	2.5	2.6	2.5
Avg. Stride Length [m]	6.1	7.3	7.2	7.2	6.9	6.9



- [] Ranking at each section and finish
- .-.- No data available at this section
- NA No data available



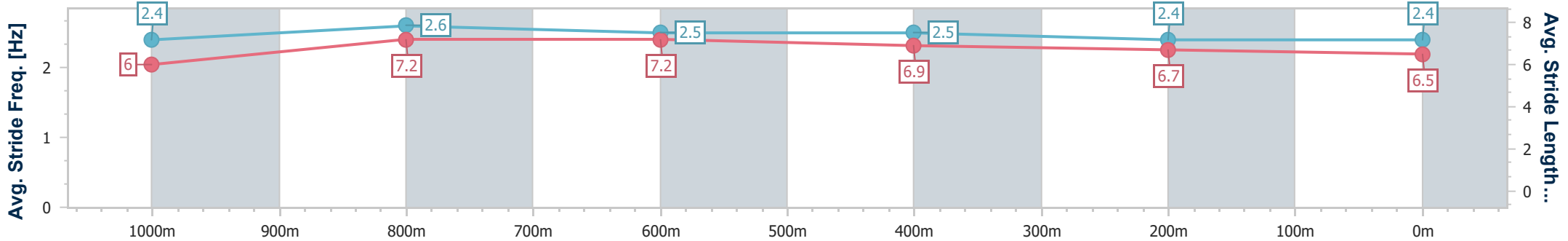
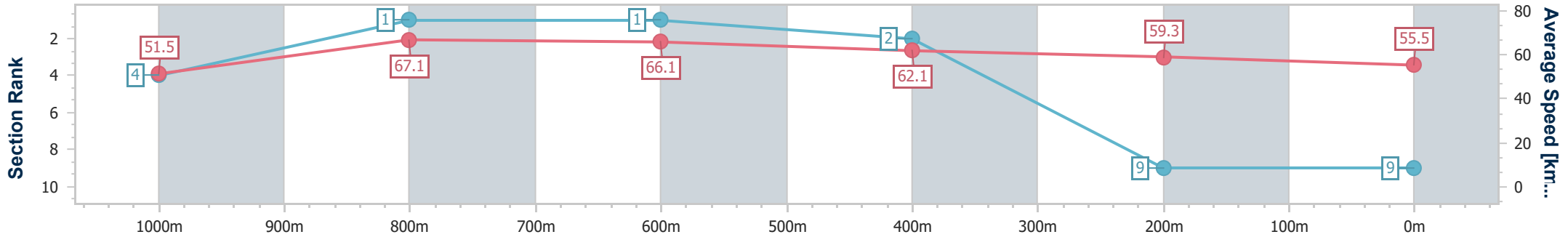
Horse/Jockey Name	Full Of Fire
Final Rank	9
Fastest Section Time (Section)	0:10.88 (800m)
Top Speed [km/h] (Section)	68.6 (1000m)
Race State	Finished



Townsville QLD Professional
 Race 7: AUSNORTH CONSTRUCTIONS OPEN Handicap - 1200m
 28 October 2023 - 16:35
 Track Rating: Good 4, Weather: Fine, Rail Position: True Entire Course



Section	Overall	1000m	800m	600m	400m	200m								
Section Times	1:12.55 [9] (0:14.12)	0:58.43 [4] (0:10.97)	0:47.46 [1] (0:10.88)	0:36.58 [1] (0:11.47)	0:25.11 [2] (0:12.11)	0:13.00 [9] (0:13.00)								
Average Speed [km/h]	51.5	67.1	66.1	62.1	59.3	55.5								
Top Speed [km/h]	65.7	68.6	68.4	65.3	61.2	59.4								
Avg. Dist. to Rail [m]	11.4	4.7	1.4	1.9	0.6	0.7								
Avg. Stride Freq. [Hz]	2.4	2.6	2.5	2.5	2.4	2.4								
Avg. Stride Length [m]	6.0	7.2	7.2	6.9	6.7	6.5								



- [] Ranking at each section and finish
- .-.- No data available at this section
- NA No data available