



Townsville QLD Professional

Race 3: LADBROKE IT! Maiden Handicap - 1000m



28 October 2023 - 13:52

Track Rating: Good 4, Weather: Fine, Rail Position: True Entire Course

Section		Overall									Last 600m	
Field Times		0:57.55 (0:13.19)									0:34.05	
		800m			600m		400m		200m			
		0:44.36 (0:10.31)			0:34.05 (0:10.90)		0:23.15 (0:11.39)		0:11.76 (0:11.76)			
Rank	TAB Horse/Jockey	Barrier	Top Speed [km/h]	Fastest Section						Margin	Distance Travelled [m]	
1	9 SHADOWAY DRIVE Georgina McDonnell	3	72.0 800m	0:10.31 800m	0:57.55 [1] (0:13.19)	0:44.36 [1] (0:10.31)	0:34.05 [1] (0:10.90)	0:23.15 [1] (0:11.39)	0:11.76 [1] (0:11.76)	0:57.55	0:34.05	
2	1 COSMIC LEGEND Lacey Morrison	6	72.4 800m	0:10.25 800m	0:57.60 [2] (0:13.79)	0:43.81 [8] (0:10.25)	0:33.56 [7] (0:10.79)	0:22.77 [7] (0:11.25)	0:11.52 [6] (0:11.52)	0.2L	0:33.56 +1	
3	2 OUR BENEFIT Dale Evans	4	72.0 800m	0:10.27 800m	0:57.80 [3] (0:13.55)	0:44.25 [4] (0:10.27)	0:33.98 [4] (0:10.87)	0:23.11 [5] (0:11.23)	0:11.88 [2] (0:11.88)	1.2L	0:33.98 +2	
4	3 OUT OF SIGHT Isabella Teh	1	71.0 800m	0:10.33 800m	0:57.97 [4] (0:13.25)	0:44.72 [3] (0:10.33)	0:34.39 [3] (0:11.01)	0:23.38 [3] (0:11.40)	0:11.98 [5] (0:11.98)	2.2L	0:34.39 -2	
5	6 IMPERIUM Jason Taylor	8	72.4 800m	0:10.14 800m	0:58.03 [5] (0:14.02)	0:44.01 [10] (0:10.14)	0:33.87 [9] (0:10.90)	0:22.97 [10] (0:11.22)	0:11.75 [8] (0:11.75)	2.4L	0:33.87 -2	
6	10 TALANTINO Rachel Shred	7	72.5 800m	0:10.30 800m	0:58.05 [6] (0:13.75)	0:44.30 [7] (0:10.30)	0:34.00 [8] (0:10.67)	0:23.33 [6] (0:11.21)	0:12.12 [4] (0:12.12)	2.5L	0:34.00 +7	
7	5 HEAD BEE Nathan Thomas	2	71.3 800m	0:10.45 800m	0:58.13 [7] (0:13.57)	0:44.56 [5] (0:10.45)	0:34.11 [6] (0:10.98)	0:23.13 [9] (0:11.29)	0:11.84 [9] (0:11.84)	2.8L	0:34.11 +1	
8	7 LAIDE Chelsea Jokic	5	72.0 800m	0:10.25 800m	0:58.17 [8] (0:13.61)	0:44.56 [6] (0:10.25)	0:34.31 [5] (0:10.75)	0:23.56 [4] (0:11.31)	0:12.25 [2] (0:12.25)	3L	0:34.31 +5	
9	8 NELLYATION Chris McIver	10	71.2 800m	0:10.33 800m	0:58.50 [9] (0:13.21)	0:45.29 [2] (0:10.33)	0:34.96 [2] (0:11.02)	0:23.94 [2] (0:11.59)	0:12.35 [7] (0:12.35)	4.8L	0:34.96 +2	
10	4 SUPER CHEAP Morgan Butler	9	72.0 800m	0:10.19 800m	0:58.93 [10] (0:14.00)	0:44.93 [9] (0:10.19)	0:34.74 [10] (0:10.66)	0:24.08 [8] (0:11.48)	0:12.60 [10] (0:12.60)	7.3L	0:34.74 +6	

[] Ranking at each section and finish
 -:-:- No data available at this section
 NA No data available

SCN Saddle cloth number
 DNF Did not finish
 DNT Did not track



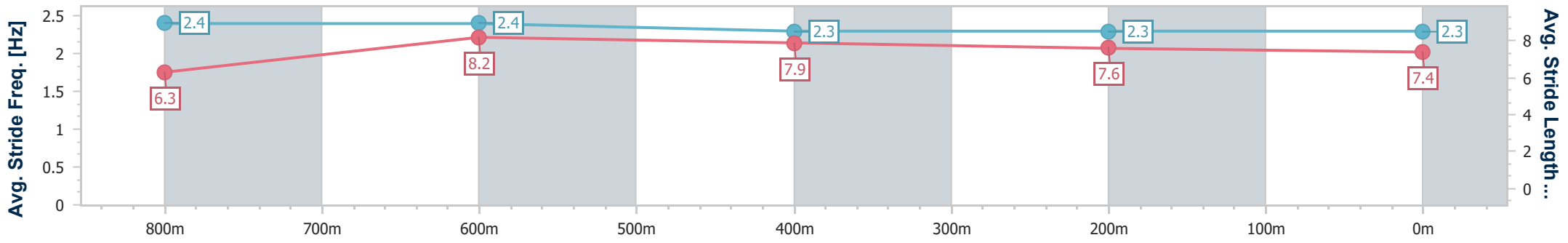
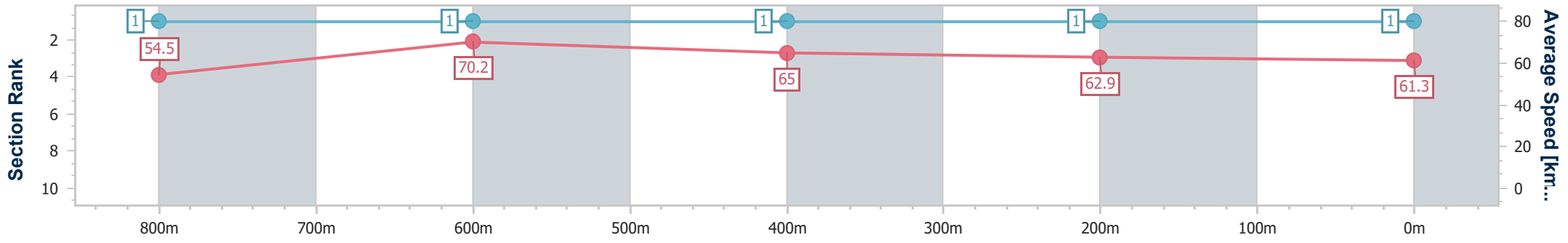
Horse/Jockey Name	Shadoway Drive
Final Rank	1
Fastest Section Time (Section)	0:10.31 (800m)
Top Speed [km/h] (Section)	72.0 (800m)
Race State	Finished



Townsville QLD Professional
 Race 3: LADBROKE IT! Maiden Handicap - 1000m
 28 October 2023 - 13:52
 Track Rating: Good 4, Weather: Fine, Rail Position: True Entire Course



Section	Overall	800m	600m	400m	200m
Section Times	0:57.55 [1] (0:13.19)	0:44.36 [1] (0:10.31)	0:34.05 [1] (0:10.90)	0:23.15 [1] (0:11.39)	0:11.76 [1] (0:11.76)
Average Speed [km/h]	54.5	70.2	65.0	62.9	61.3
Top Speed [km/h]	68.4	72.0	67.6	64.2	62.9
Avg. Dist. to Rail [m]	5.1	2.3	2.7	3.7	1.6
Avg. Stride Freq. [Hz]	2.4	2.4	2.3	2.3	2.3
Avg. Stride Length [m]	6.3	8.2	7.9	7.6	7.4



- [] Ranking at each section and finish
- .-.- No data available at this section
- NA No data available



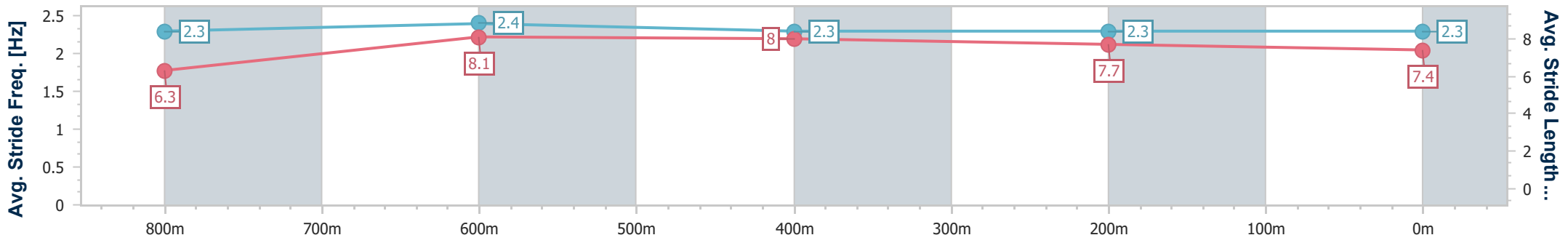
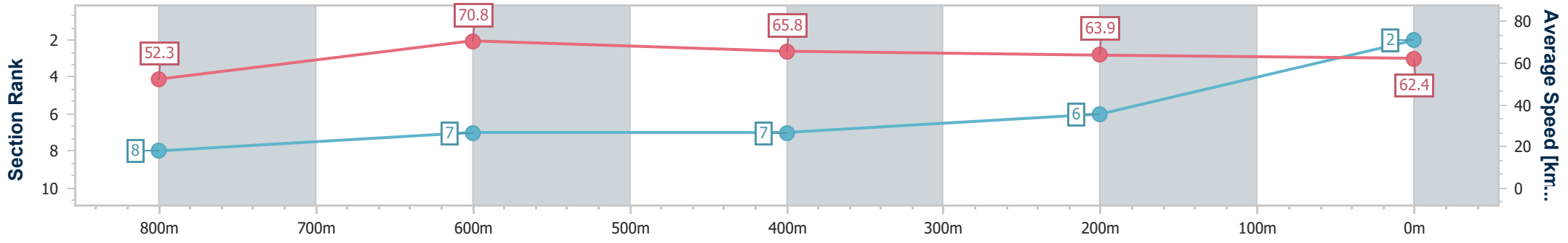
Horse/Jockey Name	Cosmic Legend
Final Rank	2
Fastest Section Time (Section)	0:10.25 (800m)
Top Speed [km/h] (Section)	72.4 (800m)
Race State	Finished



Townsville QLD Professional
Race 3: LADBROKE IT! Maiden Handicap - 1000m
 28 October 2023 - 13:52
 Track Rating: Good 4, Weather: Fine, Rail Position: True Entire Course



Section	Overall	800m	600m	400m	200m
Section Times	0:57.60 [2] (0:13.79)	0:43.81 [8] (0:10.25)	0:33.56 [7] (0:10.79)	0:22.77 [7] (0:11.25)	0:11.52 [6] (0:11.52)
Average Speed [km/h]	52.3	70.8	65.8	63.9	62.4
Top Speed [km/h]	71.9	72.4	69.6	64.6	64.9
Avg. Dist. to Rail [m]	7.9	2.4	1.9	1.1	1.8
Avg. Stride Freq. [Hz]	2.3	2.4	2.3	2.3	2.3
Avg. Stride Length [m]	6.3	8.1	8.0	7.7	7.4



- [] Ranking at each section and finish
- .-.- No data available at this section
- NA No data available



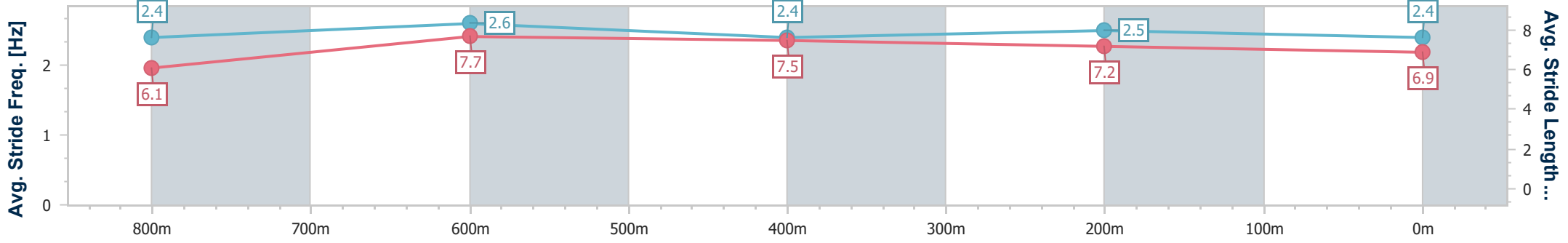
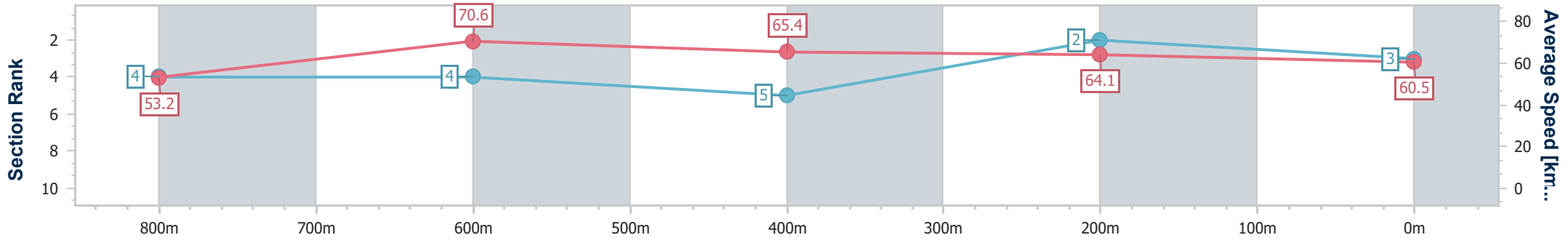
Horse/Jockey Name	Our Benefit
Final Rank	3
Fastest Section Time (Section)	0:10.27 (800m)
Top Speed [km/h] (Section)	72.0 (800m)
Race State	Finished



Townsville QLD Professional
 Race 3: LADBROKE IT! Maiden Handicap - 1000m
 28 October 2023 - 13:52
 Track Rating: Good 4, Weather: Fine, Rail Position: True Entire Course



Section	Overall	800m	600m	400m	200m
Section Times	0:57.80 [3] (0:13.55)	0:44.25 [4] (0:10.27)	0:33.98 [4] (0:10.87)	0:23.11 [5] (0:11.23)	0:11.88 [2] (0:11.88)
Average Speed [km/h]	53.2	70.6	65.4	64.1	60.5
Top Speed [km/h]	71.5	72.0	69.5	65.4	62.1
Avg. Dist. to Rail [m]	6.6	2.4	1.5	0.7	0.8
Avg. Stride Freq. [Hz]	2.4	2.6	2.4	2.5	2.4
Avg. Stride Length [m]	6.1	7.7	7.5	7.2	6.9



- [] Ranking at each section and finish
- .-.- No data available at this section
- NA No data available



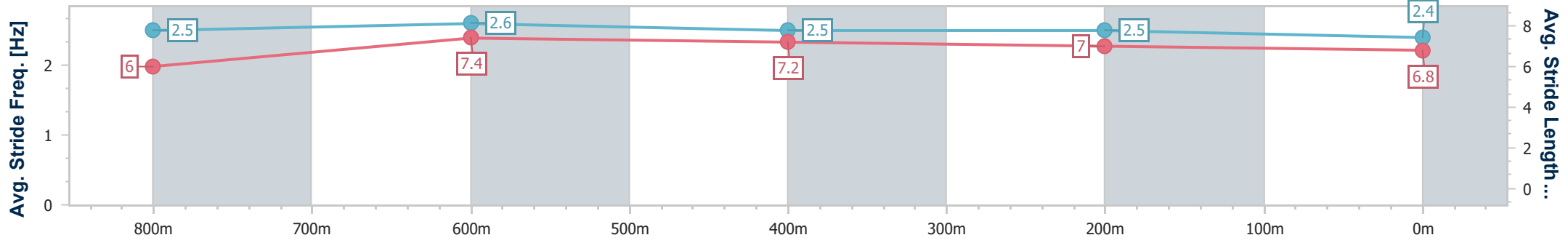
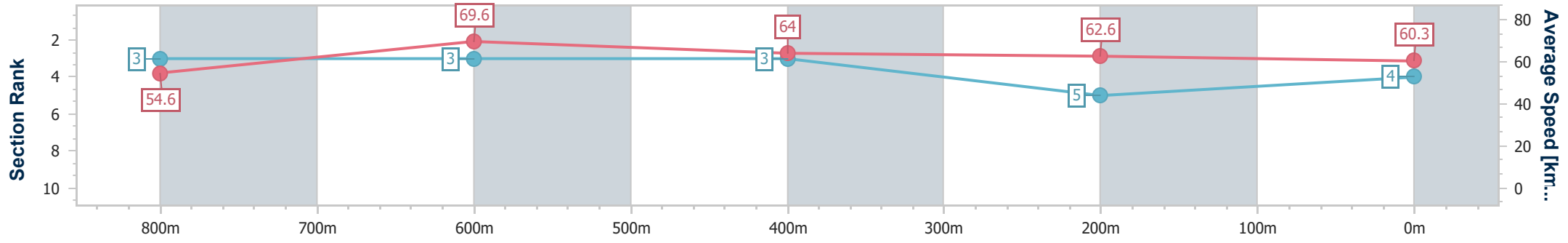
Horse/Jockey Name	Out Of Sight
Final Rank	4
Fastest Section Time (Section)	0:10.33 (800m)
Top Speed [km/h] (Section)	71.0 (800m)
Race State	Finished



Townsville QLD Professional
 Race 3: LADBROKE IT! Maiden Handicap - 1000m
 28 October 2023 - 13:52
 Track Rating: Good 4, Weather: Fine, Rail Position: True Entire Course



Section	Overall	800m	600m	400m	200m
Section Times	0:57.97 [4] (0:13.25)	0:44.72 [3] (0:10.33)	0:34.39 [3] (0:11.01)	0:23.38 [3] (0:11.40)	0:11.98 [5] (0:11.98)
Average Speed [km/h]	54.6	69.6	64.0	62.6	60.3
Top Speed [km/h]	70.7	71.0	68.1	63.5	62.3
Avg. Dist. to Rail [m]	3.2	1.9	3.8	3.0	0.8
Avg. Stride Freq. [Hz]	2.5	2.6	2.5	2.5	2.4
Avg. Stride Length [m]	6.0	7.4	7.2	7.0	6.8



- [] Ranking at each section and finish
- .-.- No data available at this section
- NA No data available



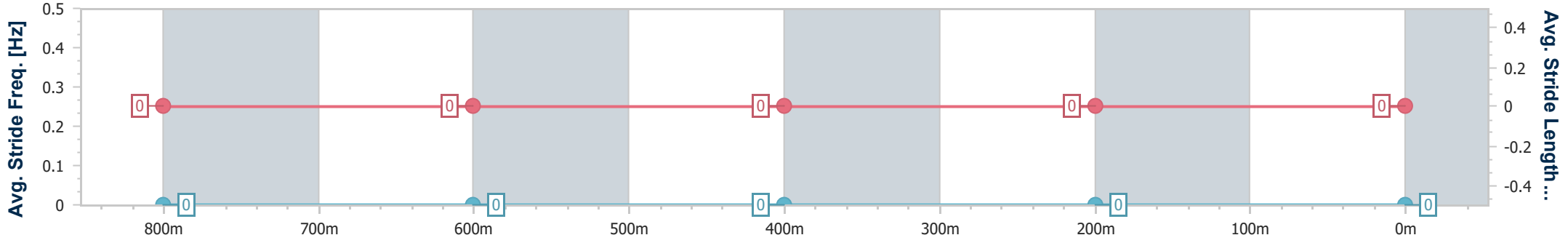
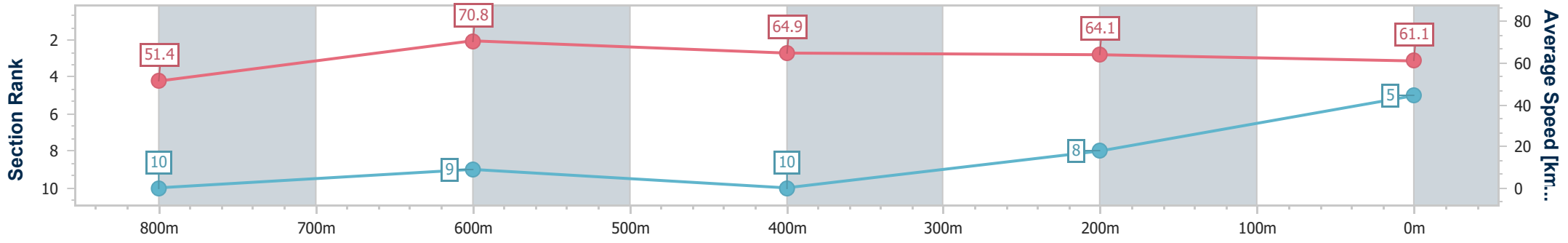
Horse/Jockey Name	Imperium
Final Rank	5
Fastest Section Time (Section)	0:10.14 (800m)
Top Speed [km/h] (Section)	72.4 (800m)
Race State	Finished



Townsville QLD Professional
 Race 3: LADBROKE IT! Maiden Handicap - 1000m
 28 October 2023 - 13:52
 Track Rating: Good 4, Weather: Fine, Rail Position: True Entire Course



Section	Overall	800m	600m	400m	200m
Section Times	0:58.03 [5] (0:14.02)	0:44.01 [10] (0:10.14)	0:33.87 [9] (0:10.90)	0:22.97 [10] (0:11.22)	0:11.75 [8] (0:11.75)
Average Speed [km/h]	51.4	70.8	64.9	64.1	61.1
Top Speed [km/h]	70.7	72.4	68.7	64.7	62.6
Avg. Dist. to Rail [m]	8.6	2.1	3.4	1.9	4.6
Avg. Stride Freq. [Hz]	--	--	--	--	--
Avg. Stride Length [m]	--	--	--	--	--



- [] Ranking at each section and finish
- No data available at this section
- NA No data available



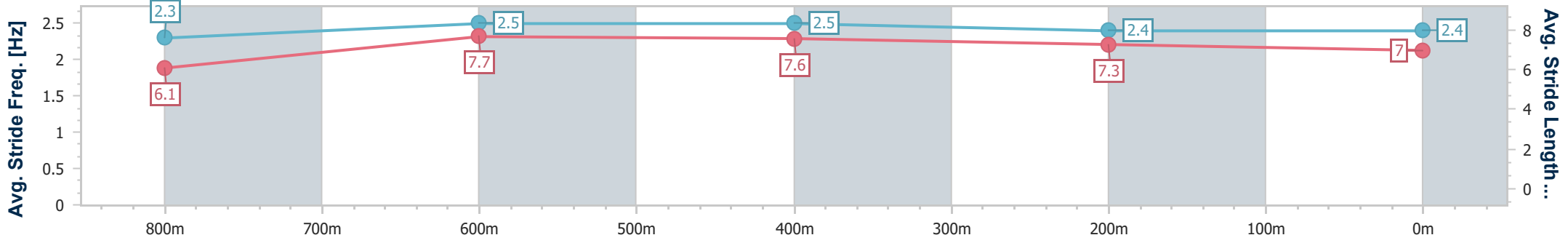
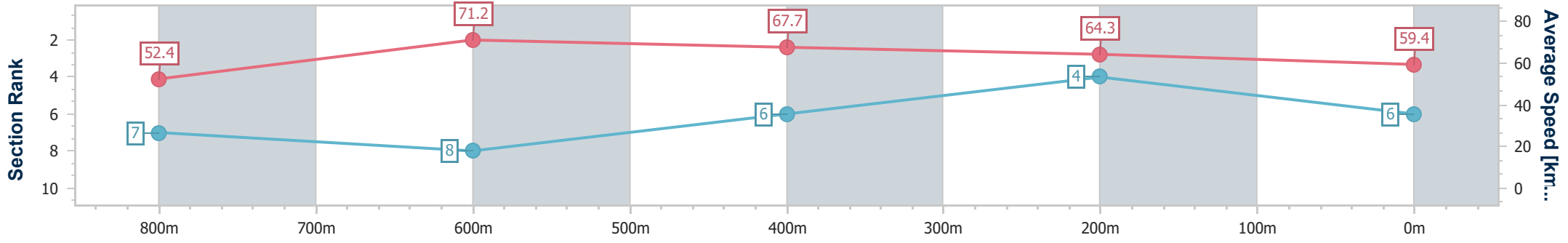
Horse/Jockey Name	Talantino
Final Rank	6
Fastest Section Time (Section)	0:10.30 (800m)
Top Speed [km/h] (Section)	72.5 (800m)
Race State	Finished



Townsville QLD Professional
Race 3: LADBROKE IT! Maiden Handicap - 1000m
 28 October 2023 - 13:52
 Track Rating: Good 4, Weather: Fine, Rail Position: True Entire Course



Section	Overall	800m	600m	400m	200m
Section Times	0:58.05 [6] (0:13.75)	0:44.30 [7] (0:10.30)	0:34.00 [8] (0:10.67)	0:23.33 [6] (0:11.21)	0:12.12 [4] (0:12.12)
Average Speed [km/h]	52.4	71.2	67.7	64.3	59.4
Top Speed [km/h]	68.9	72.5	71.0	66.6	62.8
Avg. Dist. to Rail [m]	10.0	4.9	0.7	2.4	5.2
Avg. Stride Freq. [Hz]	2.3	2.5	2.5	2.4	2.4
Avg. Stride Length [m]	6.1	7.7	7.6	7.3	7.0



- [] Ranking at each section and finish
- .-.- No data available at this section
- NA No data available



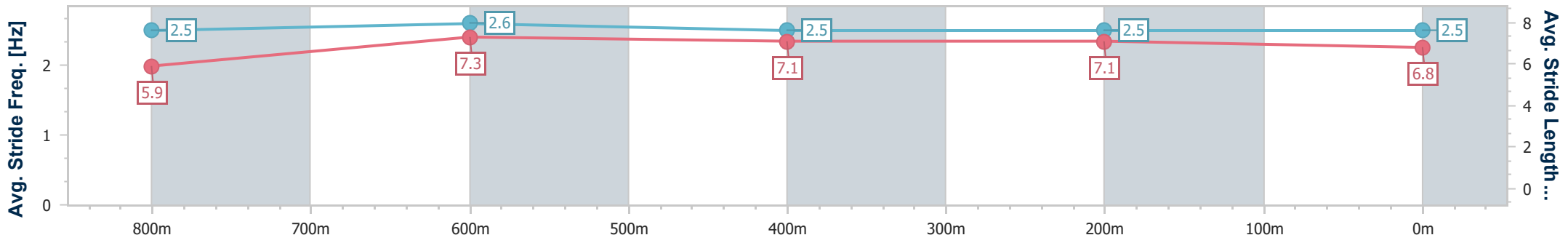
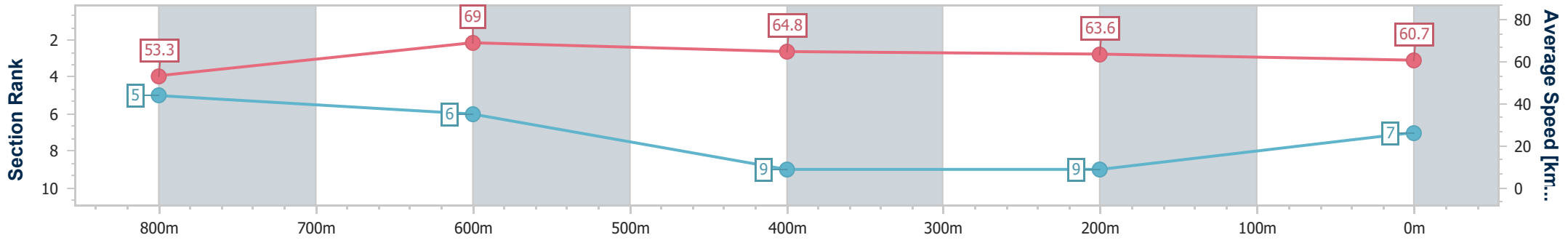
Horse/Jockey Name	Head Bee
Final Rank	7
Fastest Section Time (Section)	0:10.45 (800m)
Top Speed [km/h] (Section)	71.3 (800m)
Race State	Finished



Townsville QLD Professional
Race 3: LADBROKE IT! Maiden Handicap - 1000m
 28 October 2023 - 13:52
 Track Rating: Good 4, Weather: Fine, Rail Position: True Entire Course



Section	Overall	800m	600m	400m	200m
Section Times	0:58.13 [7] (0:13.57)	0:44.56 [5] (0:10.45)	0:34.11 [6] (0:10.98)	0:23.13 [9] (0:11.29)	0:11.84 [9] (0:11.84)
Average Speed [km/h]	53.3	69.0	64.8	63.6	60.7
Top Speed [km/h]	70.2	71.3	68.0	64.1	63.8
Avg. Dist. to Rail [m]	4.4	2.3	2.9	0.9	1.8
Avg. Stride Freq. [Hz]	2.5	2.6	2.5	2.5	2.5
Avg. Stride Length [m]	5.9	7.3	7.1	7.1	6.8



- [] Ranking at each section and finish
- .-.- No data available at this section
- NA No data available



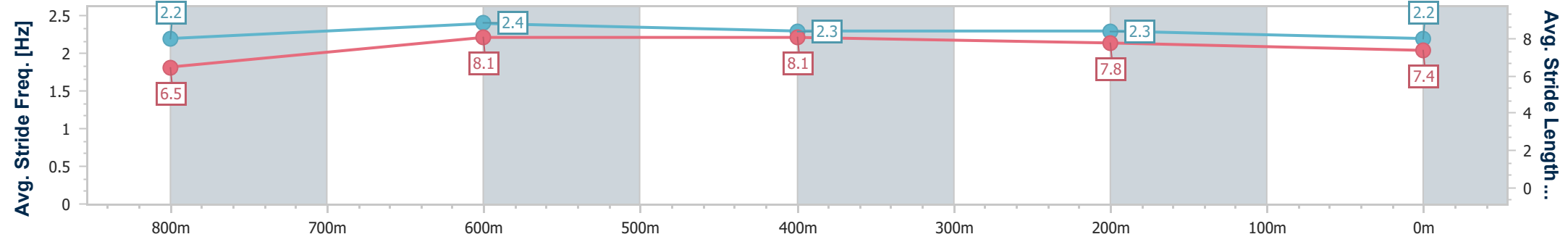
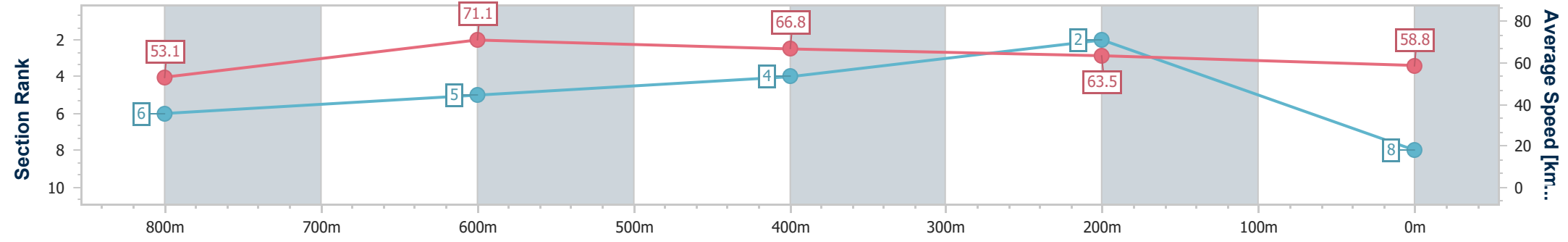
Horse/Jockey Name	Laide
Final Rank	8
Fastest Section Time (Section)	0:10.25 (800m)
Top Speed [km/h] (Section)	72.0 (800m)
Race State	Finished



Townsville QLD Professional
Race 3: LADBROKE IT! Maiden Handicap - 1000m
 28 October 2023 - 13:52
 Track Rating: Good 4, Weather: Fine, Rail Position: True Entire Course



Section	Overall	800m	600m	400m	200m
Section Times	0:58.17 [8] (0:13.61)	0:44.56 [6] (0:10.25)	0:34.31 [5] (0:10.75)	0:23.56 [4] (0:11.31)	0:12.25 [2] (0:12.25)
Average Speed [km/h]	53.1	71.1	66.8	63.5	58.8
Top Speed [km/h]	71.1	72.0	70.5	65.8	61.4
Avg. Dist. to Rail [m]	8.3	3.8	0.7	1.0	2.9
Avg. Stride Freq. [Hz]	2.2	2.4	2.3	2.3	2.2
Avg. Stride Length [m]	6.5	8.1	8.1	7.8	7.4



- [] Ranking at each section and finish
- .-.- No data available at this section
- NA No data available



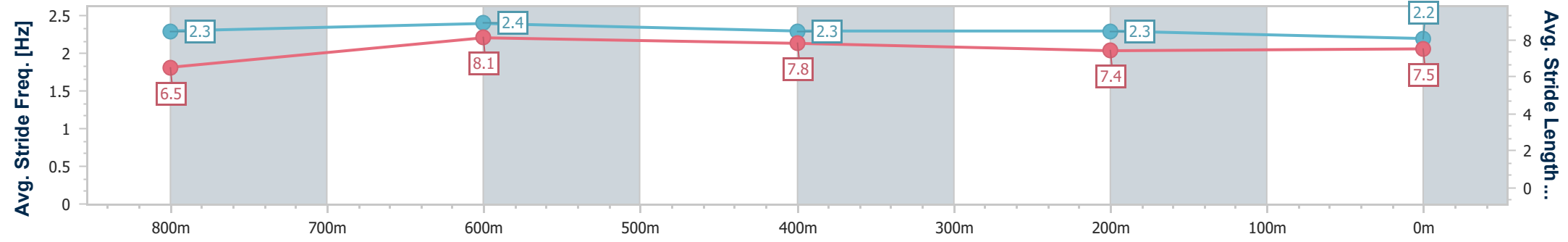
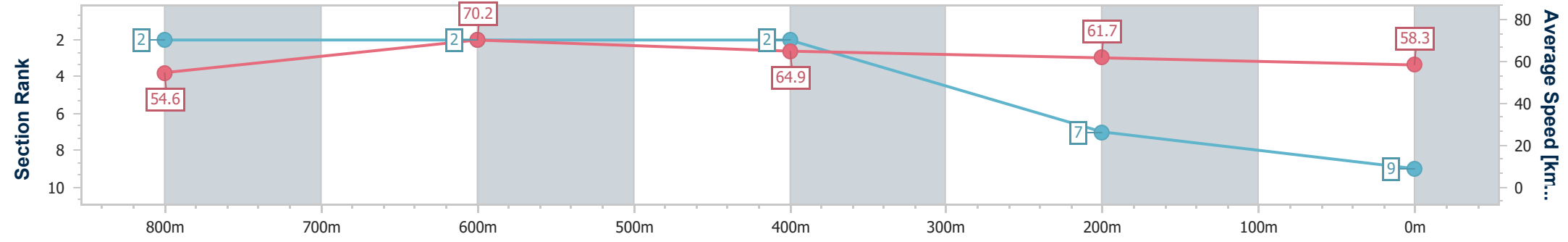
Horse/Jockey Name	Nellyation
Final Rank	9
Fastest Section Time (Section)	0:10.33 (800m)
Top Speed [km/h] (Section)	71.2 (800m)
Race State	Finished



Townsville QLD Professional
Race 3: LADBROKE IT! Maiden Handicap - 1000m
 28 October 2023 - 13:52
 Track Rating: Good 4, Weather: Fine, Rail Position: True Entire Course



Section	Overall	800m	600m	400m	200m
Section Times	0:58.50 [9] (0:13.21)	0:45.29 [2] (0:10.33)	0:34.96 [2] (0:11.02)	0:23.94 [2] (0:11.59)	0:12.35 [7] (0:12.35)
Average Speed [km/h]	54.6	70.2	64.9	61.7	58.3
Top Speed [km/h]	71.0	71.2	68.3	63.2	60.6
Avg. Dist. to Rail [m]	10.6	2.2	1.3	1.4	0.9
Avg. Stride Freq. [Hz]	2.3	2.4	2.3	2.3	2.2
Avg. Stride Length [m]	6.5	8.1	7.8	7.4	7.5



- [] Ranking at each section and finish
- .-.- No data available at this section
- NA No data available



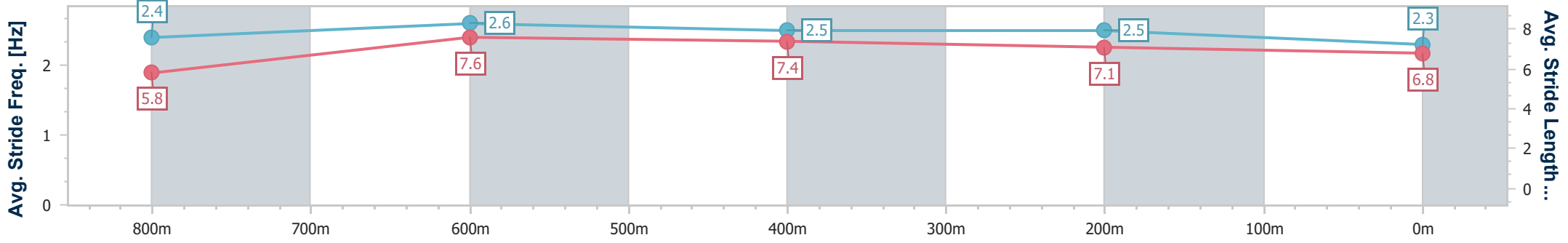
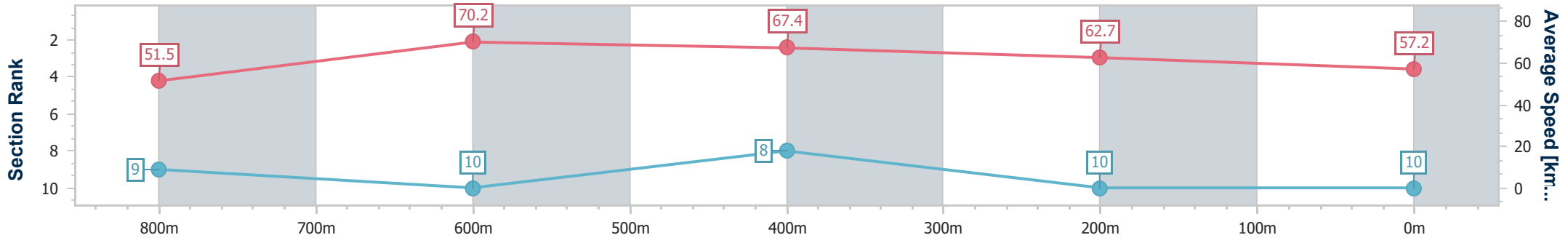
Horse/Jockey Name	Super Cheap
Final Rank	10
Fastest Section Time (Section)	0:10.19 (800m)
Top Speed [km/h] (Section)	72.0 (800m)
Race State	Finished



Townsville QLD Professional
 Race 3: LADBROKE IT! Maiden Handicap - 1000m
 28 October 2023 - 13:52
 Track Rating: Good 4, Weather: Fine, Rail Position: True Entire Course



Section	Overall	800m	600m	400m	200m
Section Times	0:58.93 [10] (0:14.00)	0:44.93 [9] (0:10.19)	0:34.74 [10] (0:10.66)	0:24.08 [8] (0:11.48)	0:12.60 [10] (0:12.60)
Average Speed [km/h]	51.5	70.2	67.4	62.7	57.2
Top Speed [km/h]	71.8	72.0	70.8	65.5	60.8
Avg. Dist. to Rail [m]	10.6	3.4	0.2	3.0	4.4
Avg. Stride Freq. [Hz]	2.4	2.6	2.5	2.5	2.3
Avg. Stride Length [m]	5.8	7.6	7.4	7.1	6.8



- [] Ranking at each section and finish
- .-.- No data available at this section
- NA No data available