



Townsville QLD Professional
Race 2: BROTHERS RUGBY UNION CLUB TOWNSVILLE BENCHMARK
70 Handicap - 1400m
28 October 2023 - 13:07



Track Rating: Soft 5, Weather: Fine, Rail Position: True Entire Course

Section		Overall	1200m	1000m	800m	600m	400m	Last 600m				
Field Times		1:22.23 (0:13.32)	1:08.91 (0:10.56)	0:58.35 (0:11.28)	0:47.07 (0:11.26)	0:35.81 (0:11.42)	0:24.39 (0:11.74)	0:35.81				
Rank	TAB Horse/Jockey	Barrier	Top Speed [km/h]	Fastest Section	Distance Travelled [m]							
1	14 LADY RAIN Lacey Morrison	11	70.6 1200m	0:10.38 1200m	1:22.23 [1] (0:13.66)	1:08.57 [7] (0:10.38)	0:58.19 [2] (0:11.35)	0:46.84 [2] (0:11.33)	0:35.51 [3] (0:11.43)	0:24.08 [4] (0:11.43)	0:35.51	
2	13 OLD SCHOOL Adrian Layt	3	67.6 1200m	0:10.90 1200m	1:22.24 [2] (0:13.66)	1:08.58 [6] (0:10.90)	0:57.68 [8] (0:11.27)	0:46.41 [8] (0:11.05)	0:35.36 [7] (0:11.30)	0:24.06 [5] (0:11.54)	0:35.36	-1
3	4 OVERSEAS Tessa Townsend	13	67.3 Overall	0:10.93 1200m	1:22.35 [3] (0:14.00)	1:08.35 [11] (0:10.93)	0:57.42 [11] (0:11.18)	0:46.24 [11] (0:11.11)	0:35.13 [11] (0:11.32)	0:23.81 [11] (0:11.65)	0:35.13	+4
4	12 MISTA OMEGA Chris McIver	4	67.5 1200m	0:10.85 1200m	1:22.37 [4] (0:13.95)	1:08.42 [10] (0:10.85)	0:57.57 [10] (0:11.19)	0:46.38 [10] (0:11.08)	0:35.30 [9] (0:11.23)	0:24.07 [7] (0:11.62)	0:35.30	-3
5	1 VENTURA OCEAN Carl Spry	12	67.8 1200m	0:10.98 1200m	1:22.43 [5] (0:14.13)	1:08.30 [12] (0:10.98)	0:57.32 [12] (0:11.27)	0:46.05 [13] (0:10.99)	0:35.06 [12] (0:11.20)	0:23.86 [12] (0:11.45)	0:35.06	-1
6	15 NIGHT GUY Isabella Teh	5	67.2 Overall	0:10.87 1200m	1:22.53 [6] (0:13.37)	1:09.16 [2] (0:10.87)	0:58.29 [3] (0:11.32)	0:46.97 [4] (0:11.22)	0:35.75 [5] (0:11.28)	0:24.47 [3] (0:11.71)	0:35.75	-2
7	6 VIENNA RAIN Jason Taylor	14	69.6 1200m	0:10.65 1200m	1:22.63 [7] (0:13.59)	1:09.04 [5] (0:10.65)	0:58.39 [3] (0:11.25)	0:47.14 [3] (0:11.17)	0:35.97 [2] (0:11.32)	0:24.65 [2] (0:11.70)	0:35.97	+3
8	7 REALEZA Jackson Murphy	1	67.9 1200m	0:10.80 1200m	1:22.71 [8] (0:13.71)	1:09.00 [8] (0:10.80)	0:58.20 [7] (0:11.27)	0:46.93 [7] (0:11.19)	0:35.74 [8] (0:11.33)	0:24.41 [8] (0:11.72)	0:35.74	-5
9	2 CIAO BICKY Nathan Thomas	7	67.1 1200m	0:10.93 800m	1:22.75 [9] (0:14.31)	1:08.44 [13] (0:11.03)	0:57.41 [14] (0:11.30)	0:46.11 [14] (0:10.93)	0:35.18 [14] (0:11.15)	0:24.03 [13] (0:11.53)	0:35.18	-3
10	9 KOPANGI Rachel Shred	9	68.0 1200m	0:10.84 1200m	1:22.85 [10] (0:13.92)	1:08.93 [9] (0:10.84)	0:58.09 [9] (0:11.19)	0:46.90 [9] (0:11.14)	0:35.76 [10] (0:11.36)	0:24.40 [10] (0:11.76)	0:35.76	+1

Scratched: Awe (#8)

[] Ranking at each section and finish
 -:-:- No data available at this section
 NA No data available

SCN Saddle cloth number
 DNF Did not finish
 DNT Did not track



Townsville QLD Professional
Race 2: BROTHERS RUGBY UNION CLUB TOWNSVILLE BENCHMARK
70 Handicap - 1400m
28 October 2023 - 13:07



Track Rating: Soft 5, Weather: Fine, Rail Position: True Entire Course

Section	Overall	1200m	1000m	800m	600m	400m	Last 600m
Field Times	1:22.23 (0:13.32)	1:08.91 (0:10.56)	0:58.35 (0:11.28)	0:47.07 (0:11.26)	0:35.81 (0:11.42)	0:24.39 (0:11.74)	0:35.81

Rank	TAB	Horse/Jockey	Barrier	Top Speed [km/h]	Fastest Section	Overall	1200m	1000m	800m	600m	400m	Last 600m	Distance Travelled [m]
11	11	CHOIR BOY Morgan Butler	2	67.7 1200m	0:10.81 1200m	1:22.94 [11] (0:13.46)	1:09.48 [3] (0:10.81)	0:58.67 [5] (0:11.39)	0:47.28 [6] (0:11.07)	0:36.21 [4] (0:11.59)	0:24.62 [9] (0:11.92)	0:36.21	-6
12	10	SEALION Chelsea Jokic	10	70.2 1200m	0:10.56 1200m	1:23.08 [12] (0:13.32)	1:09.76 [1] (0:10.56)	0:59.20 [1] (0:11.28)	0:47.92 [1] (0:11.26)	0:36.66 [1] (0:11.42)	0:25.24 [1] (0:12.08)	0:36.66	-7
13	3	MISS SEATTLE Georgina McDonnell	6	68.1 1200m	0:10.79 1200m	1:23.14 [13] (0:14.33)	1:08.81 [14] (0:10.79)	0:58.02 [13] (0:11.21)	0:46.81 [12] (0:11.06)	0:35.75 [13] (0:11.36)	0:24.39 [14] (0:11.66)	0:35.75	-5
14	5	BARRICHELLO Jason Babarovich	8	67.7 1200m	0:10.79 1200m	1:23.31 [14] (0:13.56)	1:09.75 [4] (0:10.79)	0:58.96 [6] (0:11.29)	0:47.67 [5] (0:11.14)	0:36.53 [6] (0:11.49)	0:25.04 [6] (0:11.85)	0:36.53	+5

Scratched: Awe (#8)

[] Ranking at each section and finish
 -:-:-:- No data available at this section
 NA No data available

SCN Saddle cloth number
 DNF Did not finish
 DNT Did not track



Townsville QLD Professional
Race 2: BROTHERS RUGBY UNION CLUB TOWNSVILLE BENCHMARK
70 Handicap - 1400m
28 October 2023 - 13:07



Track Rating: Soft 5, Weather: Fine, Rail Position: True Entire Course

Section				200m				Last 600m	
Field Times				0:12.65 (0:12.65)				0:35.81	
Rank	TAB	Horse/Jockey	Barrier	Top Speed [km/h]	Fastest Section	Margin			Distance Travelled [m]
1	14	LADY RAIN Lacey Morrison	11	70.6 1200m	0:10.38 1200m	0:12.65 [1] (0:12.65)	1:22.23		0:35.51
2	13	OLD SCHOOL Adrian Layt	3	67.6 1200m	0:10.90 1200m	0:12.52 [3] (0:12.52)	0.1L		0:35.36 -1
3	4	OVERSEAS Tessa Townsend	13	67.3 Overall	0:10.93 1200m	0:12.16 [10] (0:12.16)	0.6L		0:35.13 +4
4	12	MISTA OMEGA Chris McIver	4	67.5 1200m	0:10.85 1200m	0:12.45 [6] (0:12.45)	0.7L		0:35.30 -3
5	1	VENTURA OCEAN Carl Spry	12	67.8 1200m	0:10.98 1200m	0:12.41 [8] (0:12.41)	1L		0:35.06 -1
6	15	NIGHT GUY Isabella Teh	5	67.2 Overall	0:10.87 1200m	0:12.76 [4] (0:12.76)	1.5L		0:35.75 -2
7	6	VIENNA RAIN Jason Taylor	14	69.6 1200m	0:10.65 1200m	0:12.95 [2] (0:12.95)	2L		0:35.97 +3
8	7	REALEZA Jackson Murphy	1	67.9 1200m	0:10.80 1200m	0:12.69 [7] (0:12.69)	2.4L		0:35.74 -5
9	2	CIAO BICKY Nathan Thomas	7	67.1 1200m	0:10.93 800m	0:12.50 [13] (0:12.50)	2.6L		0:35.18 -3
10	9	KOPANGI Rachel Shred	9	68.0 1200m	0:10.84 1200m	0:12.64 [11] (0:12.64)	3.1L		0:35.76 +1

Scratched: Awe (#8)

[] Ranking at each section and finish
 -:-:- No data available at this section
 NA No data available

SCN Saddle cloth number
 DNF Did not finish
 DNT Did not track



Townsville QLD Professional
Race 2: BROTHERS RUGBY UNION CLUB TOWNSVILLE BENCHMARK
70 Handicap - 1400m
28 October 2023 - 13:07



Track Rating: Soft 5, Weather: Fine, Rail Position: True Entire Course

Section				200m				Last 600m		
Field Times				0:12.65 (0:12.65)				0:35.81		
Rank	TAB	Horse/Jockey	Barrier	Top Speed [km/h]	Fastest Section	Margin			Distance Travelled [m]	
11	11	CHOIR BOY	2	67.7	0:10.81	0:12.70 [12]	3.6L		0:36.21	-6
		Morgan Butler		1200m	1200m	(0:12.70)				
12	10	SEALION	10	70.2	0:10.56	0:13.16 [5]	4.4L		0:36.66	-7
		Chelsea Jokic		1200m	1200m	(0:13.16)				
13	3	MISS SEATTLE	6	68.1	0:10.79	0:12.73 [14]	4.7L		0:35.75	-5
		Georgina McDonnell		1200m	1200m	(0:12.73)				
14	5	BARRICHELLO	8	67.7	0:10.79	0:13.19 [9]	5.7L		0:36.53	+5
		Jason Babarovich		1200m	1200m	(0:13.19)				

Scratched: Awe (#8)

[] Ranking at each section and finish
 -:-:-:- No data available at this section
 NA No data available

SCN Saddle cloth number
 DNF Did not finish
 DNT Did not track



Horse/Jockey Name	Lady Rain
Final Rank	1
Fastest Section Time (Section)	0:10.38 (1200m)
Top Speed [km/h] (Section)	70.6 (1200m)
Race State	Finished



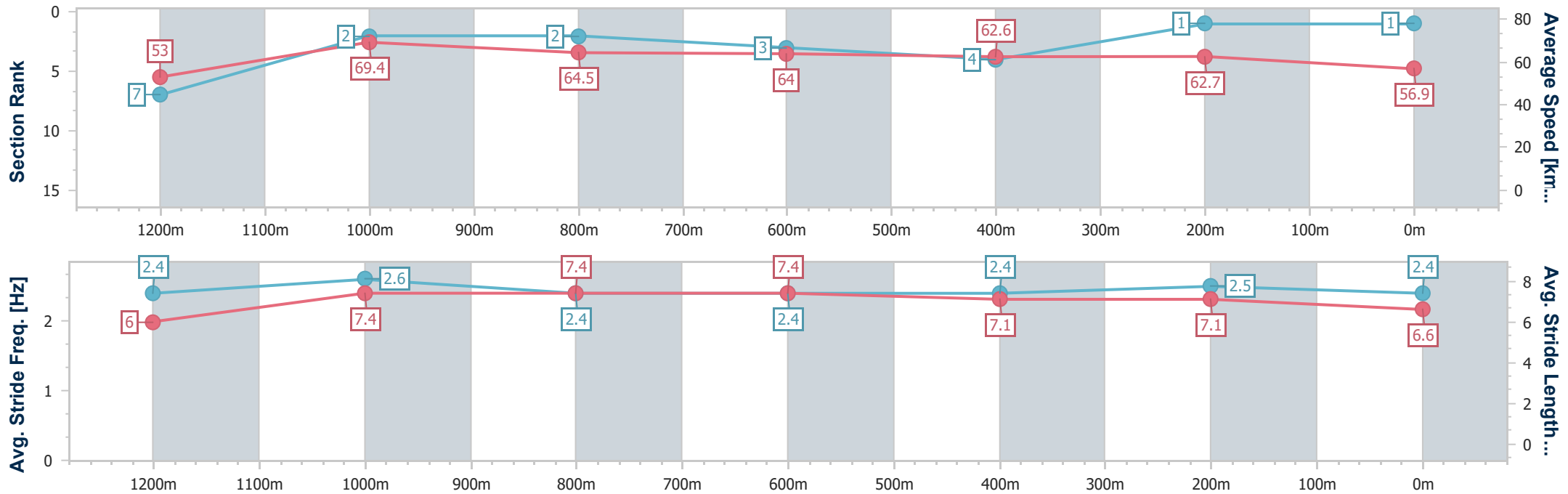
Townsville QLD Professional
 Race 2: BROTHERS RUGBY UNION CLUB TOWNSVILLE
 BENCHMARK 70 Handicap - 1400m



28 October 2023 - 13:07

Track Rating: Soft 5, Weather: Fine, Rail Position: True Entire Course

Section	Overall	1200m	1000m	800m	600m	400m	200m
Section Times	1:22.23 [1] (0:13.66)	1:08.57 [7] (0:10.38)	0:58.19 [2] (0:11.35)	0:46.84 [2] (0:11.33)	0:35.51 [3] (0:11.43)	0:24.08 [4] (0:11.43)	0:12.65 [1] (0:12.65)
Average Speed [km/h]	53.0	69.4	64.5	64.0	62.6	62.7	56.9
Top Speed [km/h]	69.2	70.6	66.0	65.3	65.2	64.5	58.9
Avg. Dist. to Rail [m]	10.3	3.4	3.6	1.1	0.7	3.7	1.8
Avg. Stride Freq. [Hz]	2.4	2.6	2.4	2.4	2.4	2.5	2.4
Avg. Stride Length [m]	6.0	7.4	7.4	7.4	7.1	7.1	6.6



- [] Ranking at each section and finish
- .-.- No data available at this section
- NA No data available



Horse/Jockey Name	Old School
Final Rank	2
Fastest Section Time (Section)	0:10.90 (1200m)
Top Speed [km/h] (Section)	67.6 (1200m)
Race State	Finished

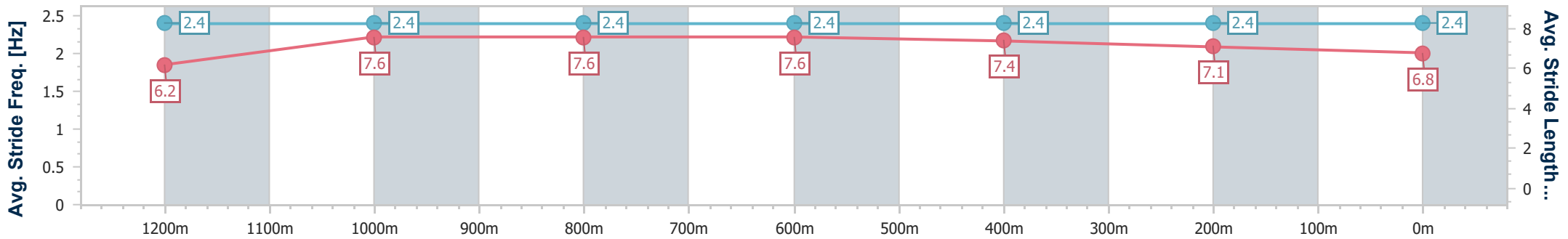
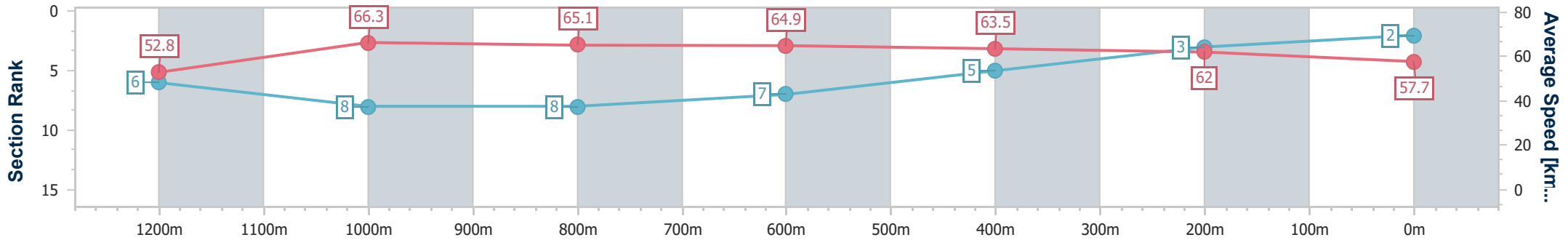


Townsville QLD Professional
 Race 2: BROTHERS RUGBY UNION CLUB TOWNSVILLE
 BENCHMARK 70 Handicap - 1400m



28 October 2023 - 13:07
 Track Rating: Soft 5, Weather: Fine, Rail Position: True Entire
 Course

Section	Overall	1200m	1000m	800m	600m	400m	200m
Section Times	1:22.24 [2] (0:13.66)	1:08.58 [6] (0:10.90)	0:57.68 [8] (0:11.27)	0:46.41 [8] (0:11.05)	0:35.36 [7] (0:11.30)	0:24.06 [5] (0:11.54)	0:12.52 [3] (0:12.52)
Average Speed [km/h]	52.8	66.3	65.1	64.9	63.5	62.0	57.7
Top Speed [km/h]	66.2	67.6	66.1	66.6	64.6	63.5	61.4
Avg. Dist. to Rail [m]	5.5	4.1	3.7	0.8	1.3	1.0	0.7
Avg. Stride Freq. [Hz]	2.4	2.4	2.4	2.4	2.4	2.4	2.4
Avg. Stride Length [m]	6.2	7.6	7.6	7.6	7.4	7.1	6.8



- [] Ranking at each section and finish
- .-.- No data available at this section
- NA No data available



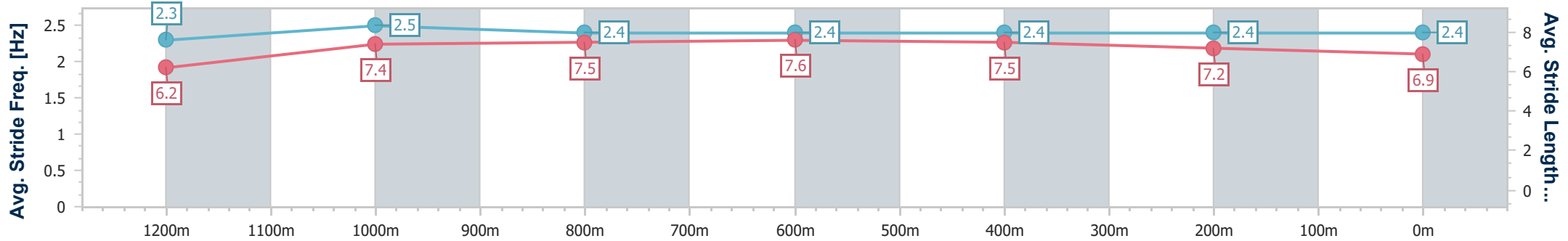
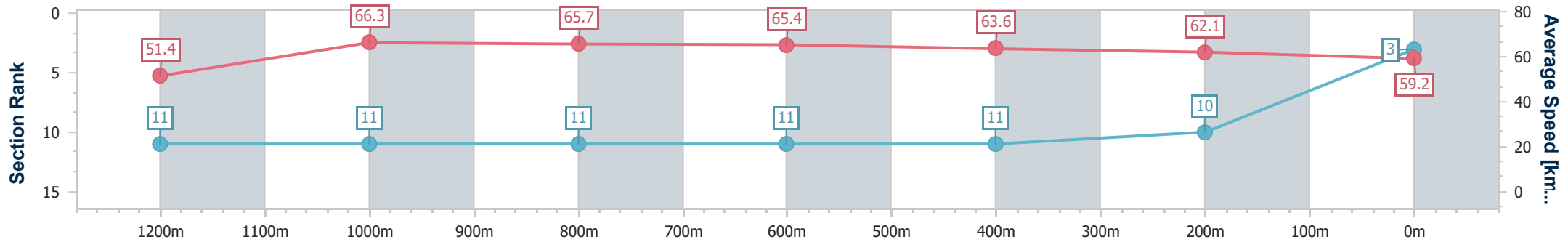
Horse/Jockey Name	Overseas
Final Rank	3
Fastest Section Time (Section)	0:10.93 (1200m)
Top Speed [km/h] (Section)	67.3 (Overall)
Race State	Finished



Townsville QLD Professional
 Race 2: BROTHERS RUGBY UNION CLUB TOWNSVILLE
 BENCHMARK 70 Handicap - 1400m
 28 October 2023 - 13:07
 Track Rating: Soft 5, Weather: Fine, Rail Position: True Entire
 Course



Section	Overall	1200m	1000m	800m	600m	400m	200m							
Section Times	1:22.35 [3] (0:14.00)	1:08.35 [11] (0:10.93)	0:57.42 [11] (0:11.18)	0:46.24 [11] (0:11.11)	0:35.13 [11] (0:11.32)	0:23.81 [11] (0:11.65)	0:12.16 [10] (0:12.16)							
Average Speed [km/h]	51.4	66.3	65.7	65.4	63.6	62.1	59.2							
Top Speed [km/h]	67.3	67.2	67.0	66.3	65.5	62.3	61.9							
Avg. Dist. to Rail [m]	12.2	4.3	4.6	1.2	0.5	3.8	6.7							
Avg. Stride Freq. [Hz]	2.3	2.5	2.4	2.4	2.4	2.4	2.4							
Avg. Stride Length [m]	6.2	7.4	7.5	7.6	7.5	7.2	6.9							



- [] Ranking at each section and finish
- .-.- No data available at this section
- NA No data available



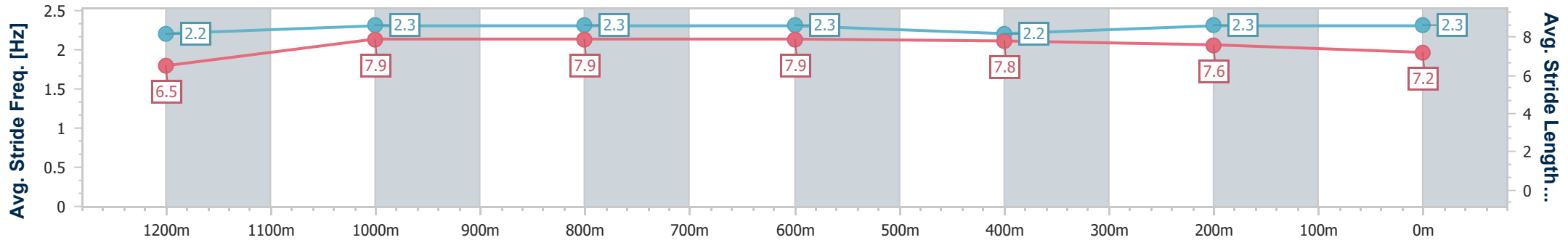
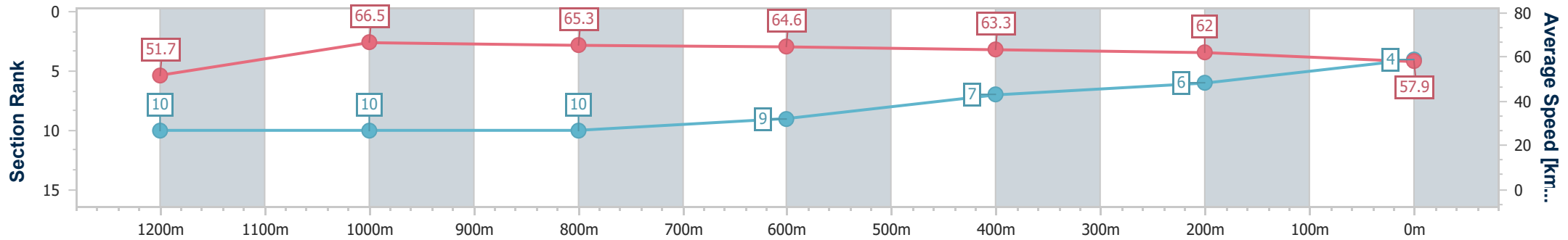
Horse/Jockey Name	Mista Omega
Final Rank	4
Fastest Section Time (Section)	0:10.85 (1200m)
Top Speed [km/h] (Section)	67.5 (1200m)
Race State	Finished



Townsville QLD Professional
 Race 2: BROTHERS RUGBY UNION CLUB TOWNVILLE
 BENCHMARK 70 Handicap - 1400m
 28 October 2023 - 13:07
 Track Rating: Soft 5, Weather: Fine, Rail Position: True Entire Course



Section	Overall	1200m	1000m	800m	600m	400m	200m
Section Times	1:22.37 [4] (0:13.95)	1:08.42 [10] (0:10.85)	0:57.57 [10] (0:11.19)	0:46.38 [10] (0:11.08)	0:35.30 [9] (0:11.23)	0:24.07 [7] (0:11.62)	0:12.45 [6] (0:12.45)
Average Speed [km/h]	51.7	66.5	65.3	64.6	63.3	62.0	57.9
Top Speed [km/h]	65.6	67.5	66.1	64.9	64.2	62.8	60.8
Avg. Dist. to Rail [m]	4.5	2.8	2.7	1.4	1.9	1.7	4.9
Avg. Stride Freq. [Hz]	2.2	2.3	2.3	2.3	2.2	2.3	2.3
Avg. Stride Length [m]	6.5	7.9	7.9	7.9	7.8	7.6	7.2



- [] Ranking at each section and finish
- .-.- No data available at this section
- NA No data available



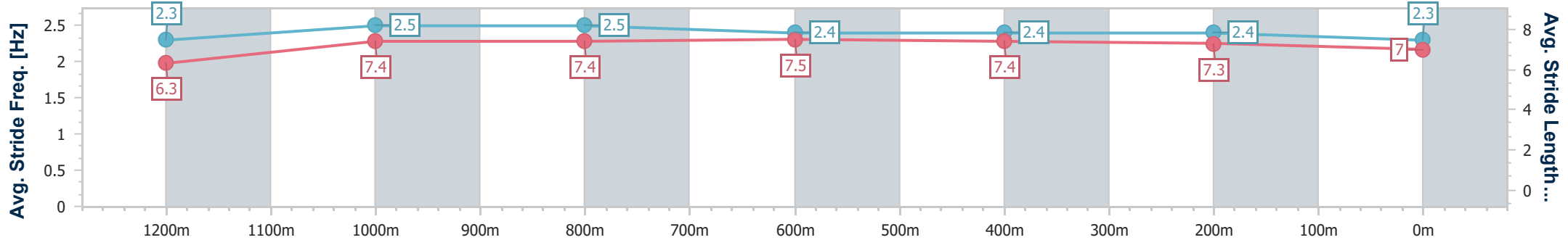
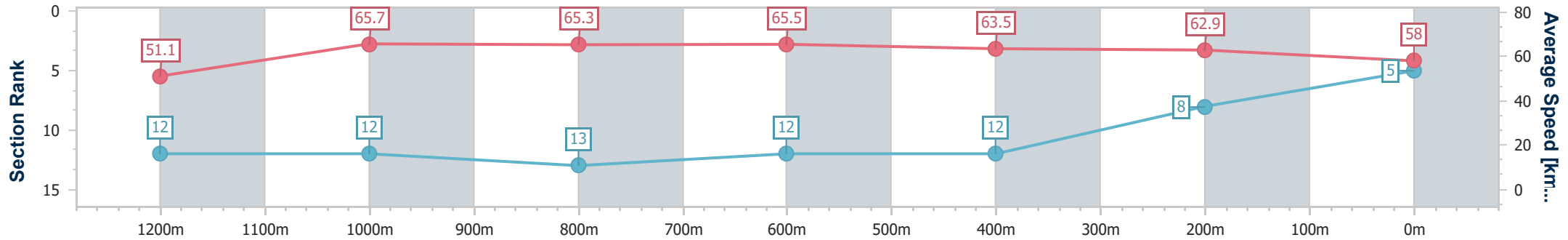
Horse/Jockey Name	Ventura Ocean
Final Rank	5
Fastest Section Time (Section)	0:10.98 (1200m)
Top Speed [km/h] (Section)	67.8 (1200m)
Race State	Finished



Townsville QLD Professional
 Race 2: BROTHERS RUGBY UNION CLUB TOWNSVILLE
 BENCHMARK 70 Handicap - 1400m
 28 October 2023 - 13:07
 Track Rating: Soft 5, Weather: Fine, Rail Position: True Entire
 Course



Section	Overall	1200m	1000m	800m	600m	400m	200m							
Section Times	1:22.43 [5] (0:14.13)	1:08.30 [12] (0:10.98)	0:57.32 [12] (0:11.27)	0:46.05 [13] (0:10.99)	0:35.06 [12] (0:11.20)	0:23.86 [12] (0:11.45)	0:12.41 [8] (0:12.41)							
Average Speed [km/h]	51.1	65.7	65.3	65.5	63.5	62.9	58.0							
Top Speed [km/h]	65.4	67.8	66.9	66.2	65.3	63.4	61.6							
Avg. Dist. to Rail [m]	11.1	4.7	4.4	1.0	1.8	1.1	3.4							
Avg. Stride Freq. [Hz]	2.3	2.5	2.5	2.4	2.4	2.4	2.3							
Avg. Stride Length [m]	6.3	7.4	7.4	7.5	7.4	7.3	7.0							



- [] Ranking at each section and finish
- .-.- No data available at this section
- NA No data available



Horse/Jockey Name	Night Guy
Final Rank	6
Fastest Section Time (Section)	0:10.87 (1200m)
Top Speed [km/h] (Section)	67.2 (Overall)
Race State	Finished



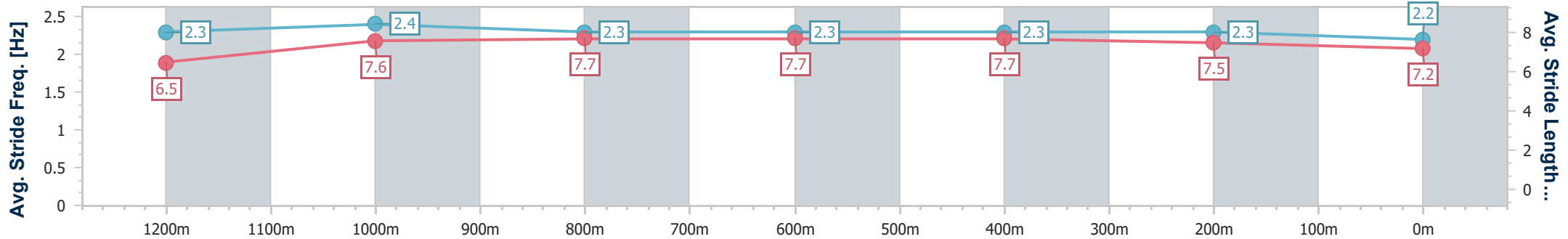
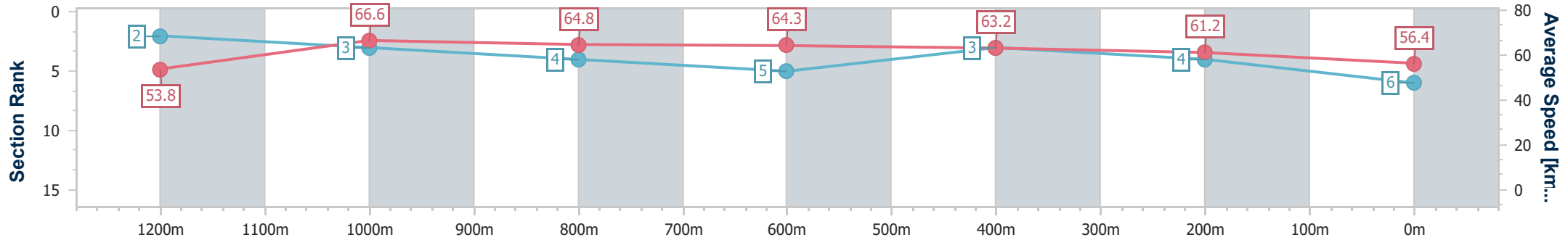
Townsville QLD Professional
 Race 2: BROTHERS RUGBY UNION CLUB TOWNSVILLE
 BENCHMARK 70 Handicap - 1400m

28 October 2023 - 13:07

Track Rating: Soft 5, Weather: Fine, Rail Position: True Entire Course



Section	Overall	1200m	1000m	800m	600m	400m	200m
Section Times	1:22.53 [6] (0:13.37)	1:09.16 [2] (0:10.87)	0:58.29 [3] (0:11.32)	0:46.97 [4] (0:11.22)	0:35.75 [5] (0:11.28)	0:24.47 [3] (0:11.71)	0:12.76 [4] (0:12.76)
Average Speed [km/h]	53.8	66.6	64.8	64.3	63.2	61.2	56.4
Top Speed [km/h]	67.2	66.8	65.6	64.7	64.3	62.4	60.4
Avg. Dist. to Rail [m]	7.1	3.8	3.9	0.8	1.7	2.4	1.0
Avg. Stride Freq. [Hz]	2.3	2.4	2.3	2.3	2.3	2.3	2.2
Avg. Stride Length [m]	6.5	7.6	7.7	7.7	7.7	7.5	7.2



- [] Ranking at each section and finish
- .-.- No data available at this section
- NA No data available



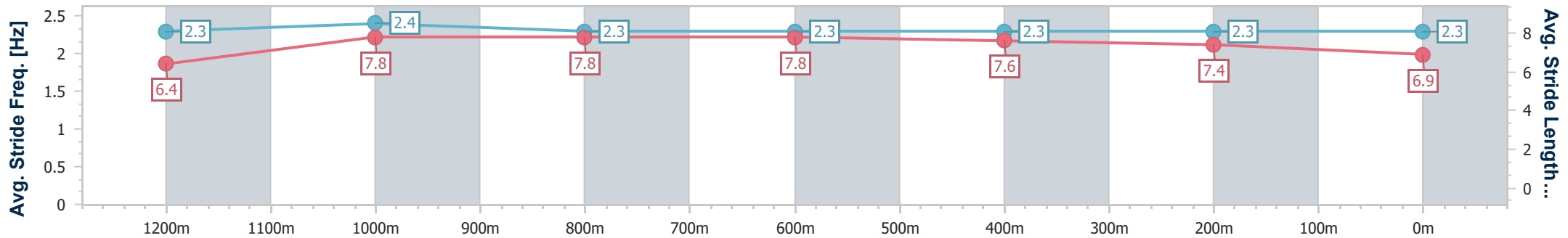
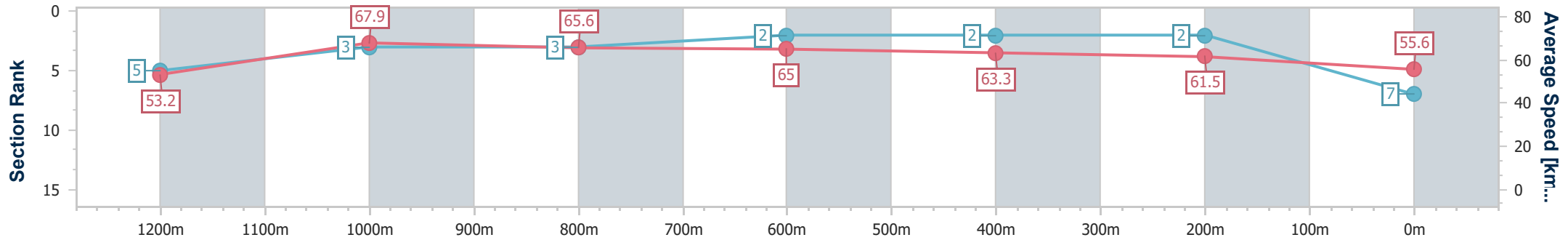
Horse/Jockey Name	Vienna Rain
Final Rank	7
Fastest Section Time (Section)	0:10.65 (1200m)
Top Speed [km/h] (Section)	69.6 (1200m)
Race State	Finished



Townsville QLD Professional
 Race 2: BROTHERS RUGBY UNION CLUB TOWNSVILLE
 BENCHMARK 70 Handicap - 1400m
 28 October 2023 - 13:07
 Track Rating: Soft 5, Weather: Fine, Rail Position: True Entire Course



Section	Overall	1200m	1000m	800m	600m	400m	200m
Section Times	1:22.63 [7] (0:13.59)	1:09.04 [5] (0:10.65)	0:58.39 [3] (0:11.25)	0:47.14 [3] (0:11.17)	0:35.97 [2] (0:11.32)	0:24.65 [2] (0:11.70)	0:12.95 [2] (0:12.95)
Average Speed [km/h]	53.2	67.9	65.6	65.0	63.3	61.5	55.6
Top Speed [km/h]	68.1	69.6	66.8	65.0	64.7	62.7	59.5
Avg. Dist. to Rail [m]	14.8	6.9	5.2	1.1	0.5	0.3	1.2
Avg. Stride Freq. [Hz]	2.3	2.4	2.3	2.3	2.3	2.3	2.3
Avg. Stride Length [m]	6.4	7.8	7.8	7.8	7.6	7.4	6.9



- [] Ranking at each section and finish
- .-.- No data available at this section
- NA No data available



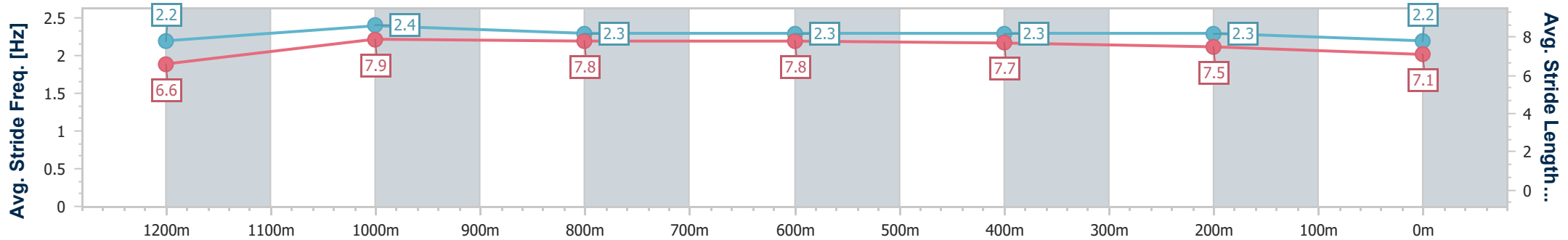
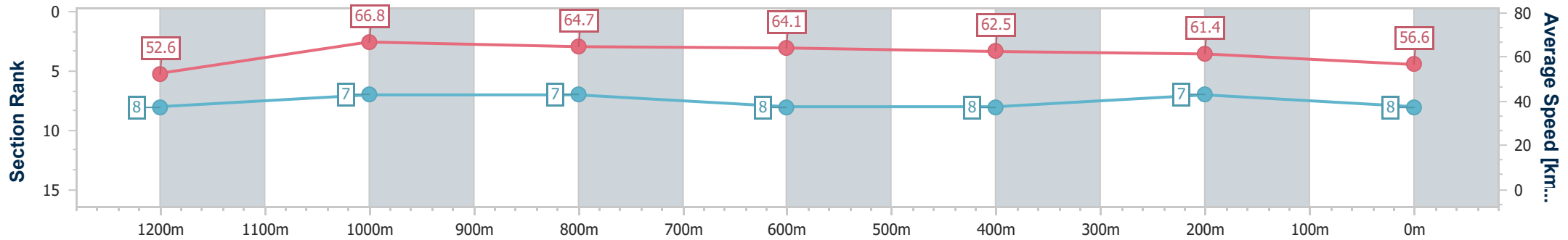
Horse/Jockey Name	Realeza
Final Rank	8
Fastest Section Time (Section)	0:10.80 (1200m)
Top Speed [km/h] (Section)	67.9 (1200m)
Race State	Finished



Townsville QLD Professional
 Race 2: BROTHERS RUGBY UNION CLUB TOWNSVILLE
 BENCHMARK 70 Handicap - 1400m
 28 October 2023 - 13:07
 Track Rating: Soft 5, Weather: Fine, Rail Position: True Entire
 Course



Section	Overall	1200m	1000m	800m	600m	400m	200m						
Section Times	1:22.71 [8] (0:13.71)	1:09.00 [8] (0:10.80)	0:58.20 [7] (0:11.27)	0:46.93 [7] (0:11.19)	0:35.74 [8] (0:11.33)	0:24.41 [8] (0:11.72)	0:12.69 [7] (0:12.69)						
Average Speed [km/h]	52.6	66.8	64.7	64.1	62.5	61.4	56.6						
Top Speed [km/h]	66.6	67.9	66.0	65.3	63.8	63.0	59.8						
Avg. Dist. to Rail [m]	3.1	1.9	2.8	1.2	2.6	1.2	2.2						
Avg. Stride Freq. [Hz]	2.2	2.4	2.3	2.3	2.3	2.3	2.2						
Avg. Stride Length [m]	6.6	7.9	7.8	7.8	7.7	7.5	7.1						



- [] Ranking at each section and finish
- .-.- No data available at this section
- NA No data available



Horse/Jockey Name	Ciao Bicky
Final Rank	9
Fastest Section Time (Section)	0:10.93 (800m)
Top Speed [km/h] (Section)	67.1 (1200m)
Race State	Finished



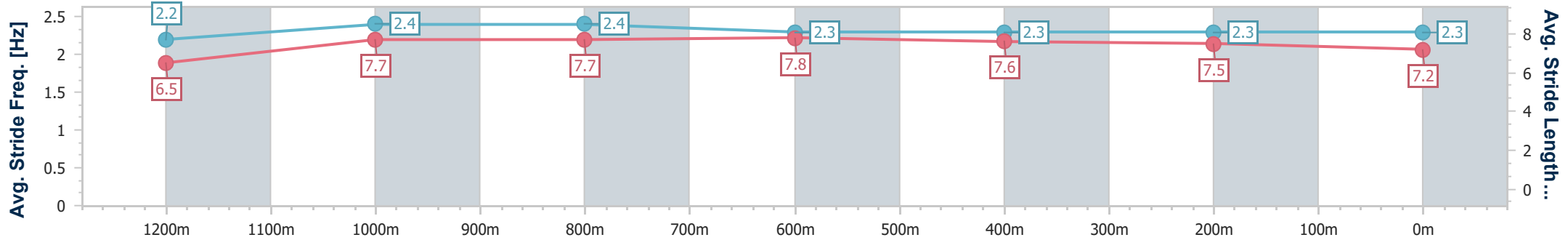
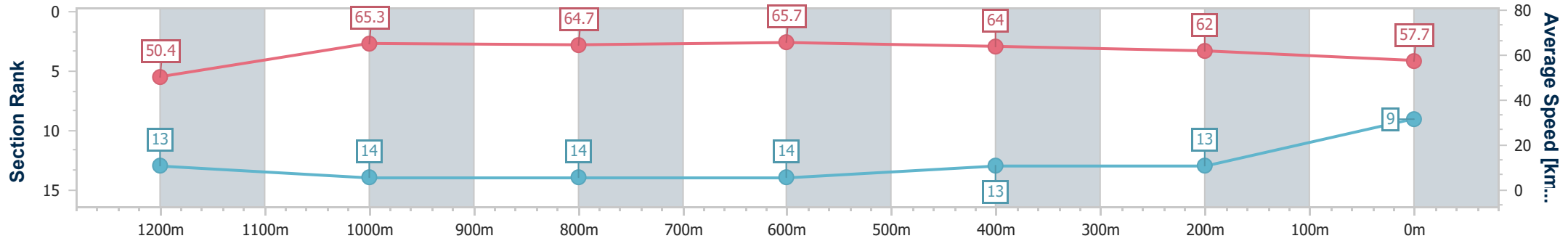
Townsville QLD Professional
 Race 2: BROTHERS RUGBY UNION CLUB TOWNSVILLE
 BENCHMARK 70 Handicap - 1400m

28 October 2023 - 13:07

Track Rating: Soft 5, Weather: Fine, Rail Position: True Entire Course



Section	Overall	1200m	1000m	800m	600m	400m	200m
Section Times	1:22.75 [9] (0:14.31)	1:08.44 [13] (0:11.03)	0:57.41 [14] (0:11.30)	0:46.11 [14] (0:10.93)	0:35.18 [14] (0:11.15)	0:24.03 [13] (0:11.53)	0:12.50 [13] (0:12.50)
Average Speed [km/h]	50.4	65.3	64.7	65.7	64.0	62.0	57.7
Top Speed [km/h]	63.8	67.1	66.0	66.1	65.4	63.5	60.7
Avg. Dist. to Rail [m]	7.3	3.9	3.1	1.0	1.7	1.0	3.4
Avg. Stride Freq. [Hz]	2.2	2.4	2.4	2.3	2.3	2.3	2.3
Avg. Stride Length [m]	6.5	7.7	7.7	7.8	7.6	7.5	7.2



- [] Ranking at each section and finish
- .-.- No data available at this section
- NA No data available



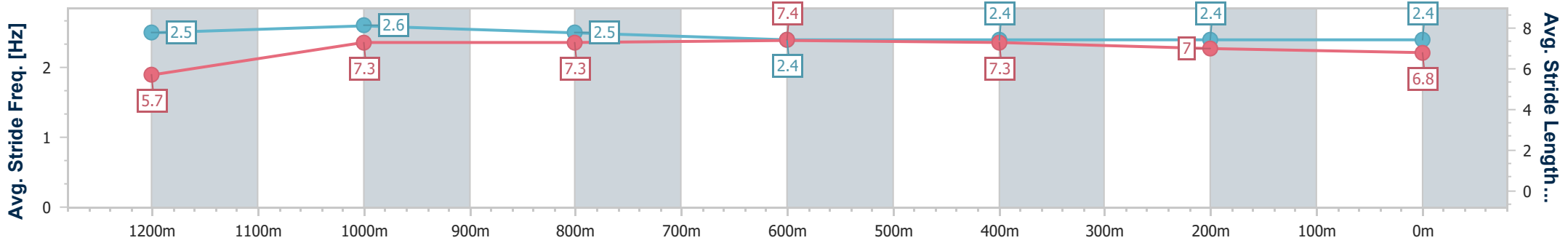
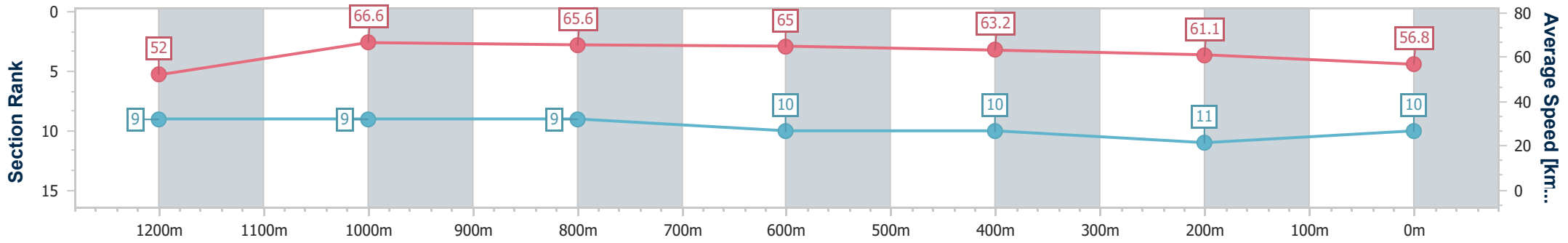
Horse/Jockey Name	Kopangi
Final Rank	10
Fastest Section Time (Section)	0:10.84 (1200m)
Top Speed [km/h] (Section)	68.0 (1200m)
Race State	Finished



Townsville QLD Professional
 Race 2: BROTHERS RUGBY UNION CLUB TOWNSVILLE
 BENCHMARK 70 Handicap - 1400m
 28 October 2023 - 13:07
 Track Rating: Soft 5, Weather: Fine, Rail Position: True Entire Course



Section	Overall	1200m	1000m	800m	600m	400m	200m
Section Times	1:22.85 [10] (0:13.92)	1:08.93 [9] (0:10.84)	0:58.09 [9] (0:11.19)	0:46.90 [9] (0:11.14)	0:35.76 [10] (0:11.36)	0:24.40 [10] (0:11.76)	0:12.64 [11] (0:12.64)
Average Speed [km/h]	52.0	66.6	65.6	65.0	63.2	61.1	56.8
Top Speed [km/h]	65.5	68.0	66.4	65.4	64.7	62.1	60.9
Avg. Dist. to Rail [m]	8.9	4.5	4.5	0.8	0.5	0.7	2.7
Avg. Stride Freq. [Hz]	2.5	2.6	2.5	2.4	2.4	2.4	2.4
Avg. Stride Length [m]	5.7	7.3	7.3	7.4	7.3	7.0	6.8



- [] Ranking at each section and finish
- .-.- No data available at this section
- NA No data available



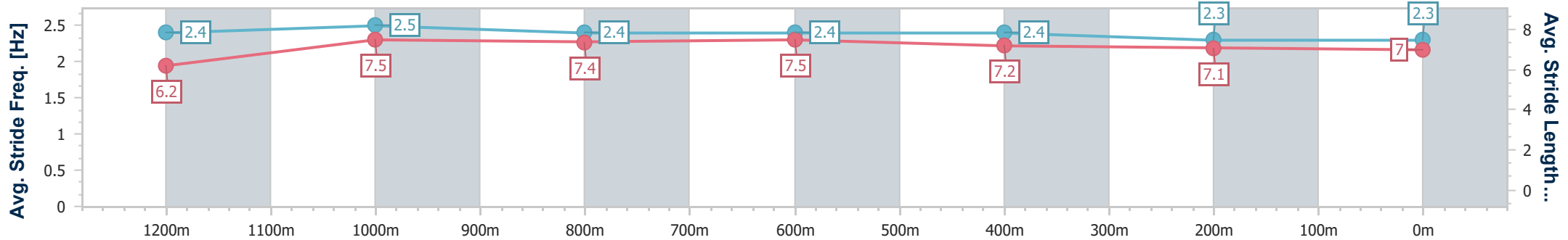
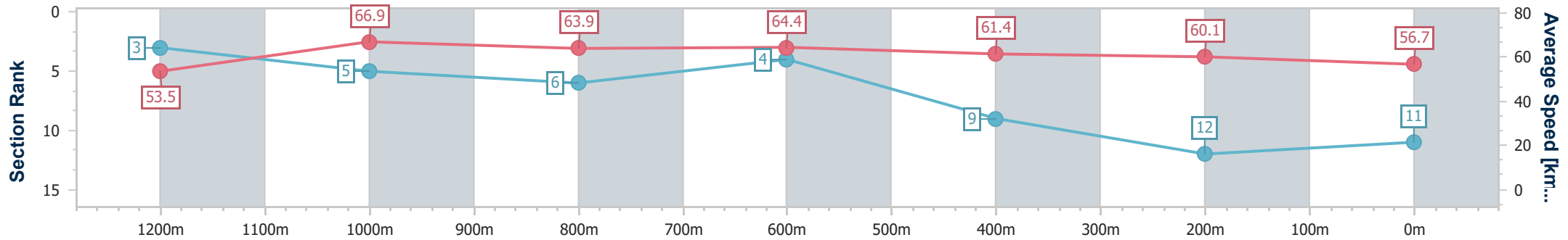
Horse/Jockey Name	Choir Boy
Final Rank	11
Fastest Section Time (Section)	0:10.81 (1200m)
Top Speed [km/h] (Section)	67.7 (1200m)
Race State	Finished



Townsville QLD Professional
 Race 2: BROTHERS RUGBY UNION CLUB TOWNVILLE
 BENCHMARK 70 Handicap - 1400m
 28 October 2023 - 13:07
 Track Rating: Soft 5, Weather: Fine, Rail Position: True Entire
 Course



Section	Overall	1200m	1000m	800m	600m	400m	200m						
Section Times	1:22.94 [11] (0:13.46)	1:09.48 [3] (0:10.81)	0:58.67 [5] (0:11.39)	0:47.28 [6] (0:11.07)	0:36.21 [4] (0:11.59)	0:24.62 [9] (0:11.92)	0:12.70 [12] (0:12.70)						
Average Speed [km/h]	53.5	66.9	63.9	64.4	61.4	60.1	56.7						
Top Speed [km/h]	66.9	67.7	65.9	65.7	63.6	61.8	58.3						
Avg. Dist. to Rail [m]	3.7	2.9	3.3	2.0	2.7	3.8	1.0						
Avg. Stride Freq. [Hz]	2.4	2.5	2.4	2.4	2.4	2.3	2.3						
Avg. Stride Length [m]	6.2	7.5	7.4	7.5	7.2	7.1	7.0						



- [] Ranking at each section and finish
- .-.- No data available at this section
- NA No data available



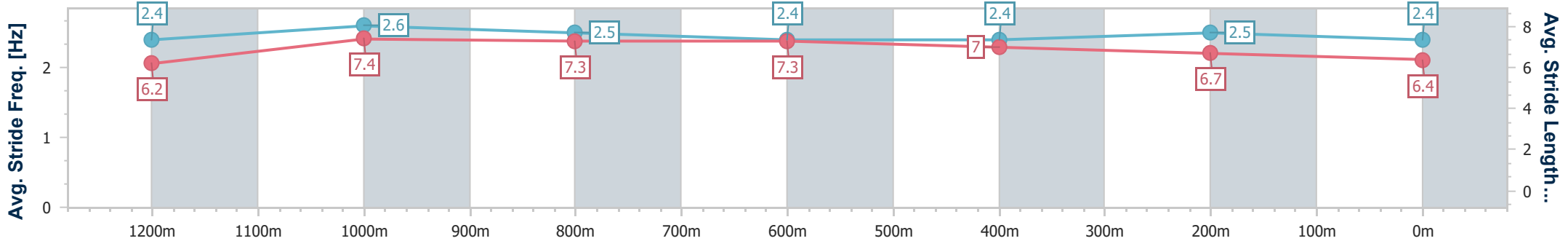
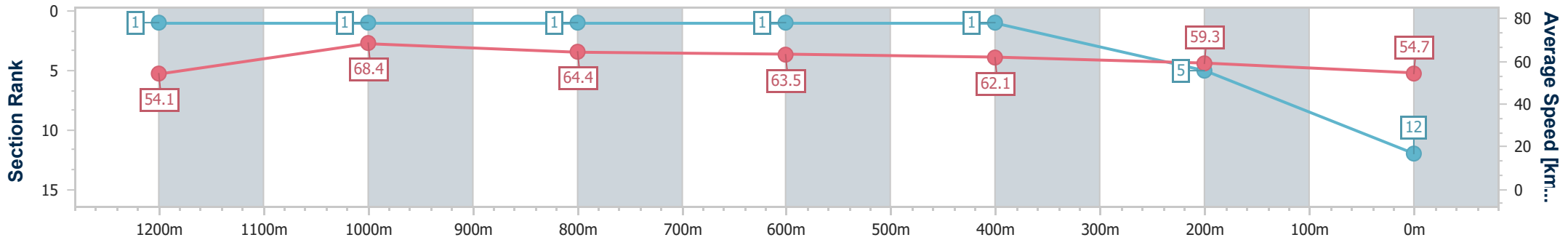
Horse/Jockey Name	Sealion
Final Rank	12
Fastest Section Time (Section)	0:10.56 (1200m)
Top Speed [km/h] (Section)	70.2 (1200m)
Race State	Finished



Townsville QLD Professional
 Race 2: BROTHERS RUGBY UNION CLUB TOWNSVILLE
 BENCHMARK 70 Handicap - 1400m
 28 October 2023 - 13:07
 Track Rating: Soft 5, Weather: Fine, Rail Position: True Entire Course



Section	Overall	1200m	1000m	800m	600m	400m	200m							
Section Times	1:23.08 [12] (0:13.32)	1:09.76 [1] (0:10.56)	0:59.20 [1] (0:11.28)	0:47.92 [1] (0:11.26)	0:36.66 [1] (0:11.42)	0:25.24 [1] (0:12.08)	0:13.16 [5] (0:13.16)							
Average Speed [km/h]	54.1	68.4	64.4	63.5	62.1	59.3	54.7							
Top Speed [km/h]	68.4	70.2	65.7	65.3	64.5	60.3	58.7							
Avg. Dist. to Rail [m]	10.8	3.3	2.0	1.8	3.0	3.0	1.7							
Avg. Stride Freq. [Hz]	2.4	2.6	2.5	2.4	2.4	2.5	2.4							
Avg. Stride Length [m]	6.2	7.4	7.3	7.3	7.0	6.7	6.4							



- [] Ranking at each section and finish
- .-.- No data available at this section
- NA No data available



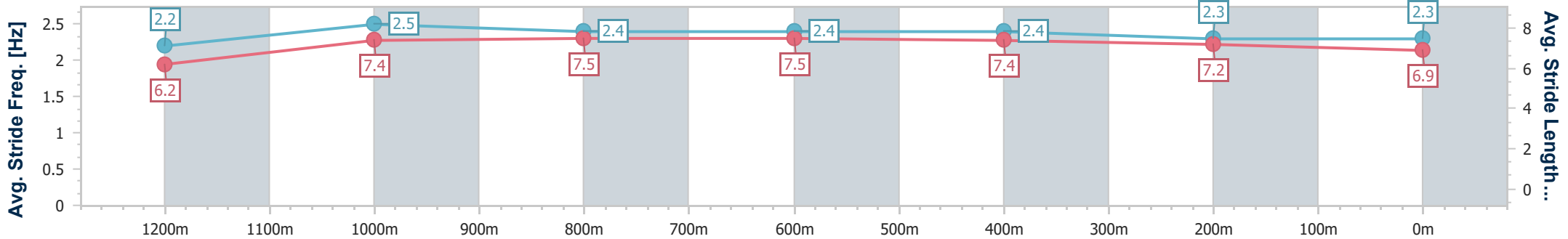
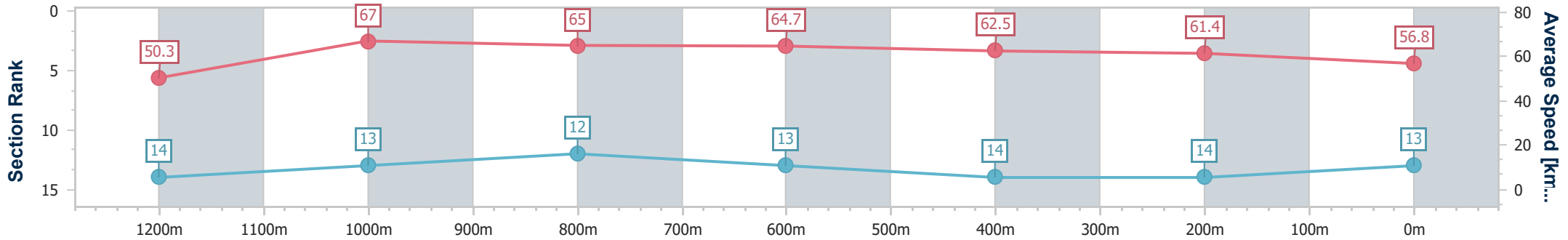
Horse/Jockey Name	Miss Seattle
Final Rank	13
Fastest Section Time (Section)	0:10.79 (1200m)
Top Speed [km/h] (Section)	68.1 (1200m)
Race State	Finished



Townsville QLD Professional
 Race 2: BROTHERS RUGBY UNION CLUB TOWNSVILLE
 BENCHMARK 70 Handicap - 1400m
 28 October 2023 - 13:07
 Track Rating: Soft 5, Weather: Fine, Rail Position: True Entire
 Course



Section	Overall	1200m	1000m	800m	600m	400m	200m
Section Times	1:23.14 [13] (0:14.33)	1:08.81 [14] (0:10.79)	0:58.02 [13] (0:11.21)	0:46.81 [12] (0:11.06)	0:35.75 [13] (0:11.36)	0:24.39 [14] (0:11.66)	0:12.73 [14] (0:12.73)
Average Speed [km/h]	50.3	67.0	65.0	64.7	62.5	61.4	56.8
Top Speed [km/h]	66.7	68.1	66.3	65.8	63.9	62.4	60.2
Avg. Dist. to Rail [m]	5.1	2.5	2.8	1.2	2.6	1.5	2.5
Avg. Stride Freq. [Hz]	2.2	2.5	2.4	2.4	2.4	2.3	2.3
Avg. Stride Length [m]	6.2	7.4	7.5	7.5	7.4	7.2	6.9



- [] Ranking at each section and finish
- .-.- No data available at this section
- NA No data available



Horse/Jockey Name	Barrichello
Final Rank	14
Fastest Section Time (Section)	0:10.79 (1200m)
Top Speed [km/h] (Section)	67.7 (1200m)
Race State	Finished



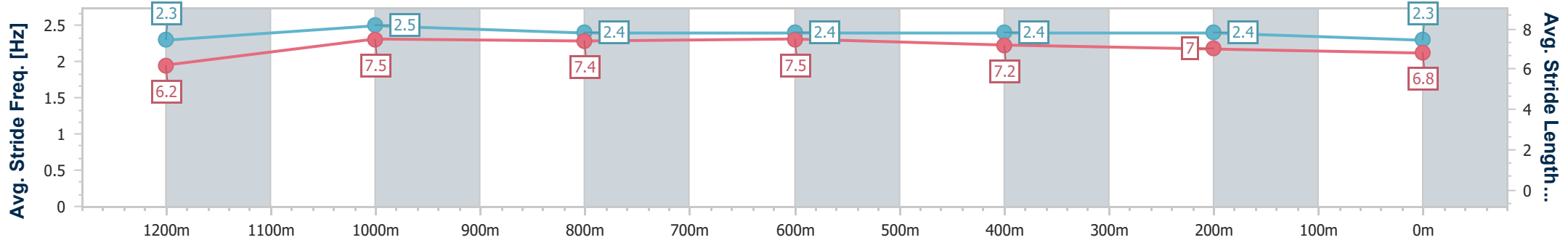
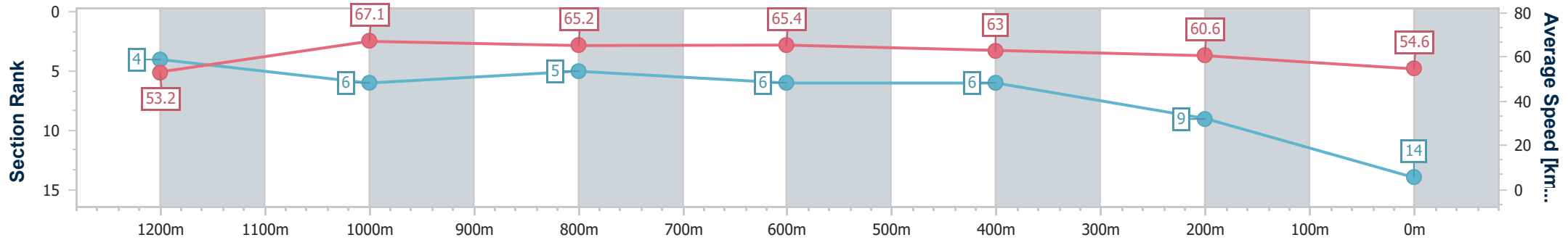
Townsville QLD Professional
 Race 2: BROTHERS RUGBY UNION CLUB TOWNSVILLE
 BENCHMARK 70 Handicap - 1400m

28 October 2023 - 13:07

Track Rating: Soft 5, Weather: Fine, Rail Position: True Entire Course



Section	Overall	1200m	1000m	800m	600m	400m	200m
Section Times	1:23.31 [14] (0:13.56)	1:09.75 [4] (0:10.79)	0:58.96 [6] (0:11.29)	0:47.67 [5] (0:11.14)	0:36.53 [6] (0:11.49)	0:25.04 [6] (0:11.85)	0:13.19 [9] (0:13.19)
Average Speed [km/h]	53.2	67.1	65.2	65.4	63.0	60.6	54.6
Top Speed [km/h]	67.7	67.7	66.1	66.0	65.7	62.3	58.5
Avg. Dist. to Rail [m]	9.4	4.5	5.5	2.3	1.0	0.9	3.0
Avg. Stride Freq. [Hz]	2.3	2.5	2.4	2.4	2.4	2.4	2.3
Avg. Stride Length [m]	6.2	7.5	7.4	7.5	7.2	7.0	6.8



- [] Ranking at each section and finish
- .-.- No data available at this section
- NA No data available