



Townsville QLD Professional

Race 1: TOP SHELF TRAINING RATINGS BAND 0 - 55 Handicap - 1300m

28 October 2023 - 12:30



Track Rating: Soft 5, Weather: Fine, Rail Position: True Entire Course

Section							Overall	1200m	1000m	800m	600m	400m	Last 600m
Field Times							1:16.69 (0:08.53)	1:08.16 (0:10.66)	0:57.50 (0:10.89)	0:46.61 (0:10.94)	0:35.67 (0:11.47)	0:24.20 (0:11.95)	0:00.00
Rank	TAB	Horse/Jockey	Barrier	Top Speed [km/h]	Fastest Section							Distance Travelled [m]	
1	11	LISTEN LISTEN Jackson Murphy	14	67.4 800m	0:08.72 Overall	1:16.69 [1] (0:08.72)	1:07.97 [7] (0:11.34)	0:56.63 [10] (0:11.19)	0:45.44 [10] (0:10.93)	0:34.51 [10] (0:10.94)	0:23.57 [8] (0:11.38)	0:34.51	
2	14	MAKE IT HAPPEN Jeffrey Felix	12	68.4 1200m	0:08.53 Overall	1:17.22 [2] (0:08.53)	1:08.69 [3] (0:10.80)	0:57.89 [3] (0:11.10)	0:46.79 [3] (0:11.01)	0:35.78 [3] (0:11.24)	0:24.54 [3] (0:11.76)	0:35.78	+2
3	5	BABY GUINNESS Adrian Layt	13	67.8 800m	0:08.61 Overall	1:17.25 [3] (0:08.61)	1:08.64 [5] (0:10.98)	0:57.66 [6] (0:11.17)	0:46.49 [6] (0:10.86)	0:35.63 [6] (0:11.30)	0:24.33 [5] (0:11.69)	0:35.63	+0
4	6	FOREVEREDE Isabella Teh	8	68.2 800m	0:08.76 Overall	1:17.60 [4] (0:08.76)	1:08.84 [8] (0:11.06)	0:57.78 [8] (0:11.25)	0:46.53 [8] (0:10.98)	0:35.55 [8] (0:11.17)	0:24.38 [9] (0:11.72)	0:35.55	+5
5	3	PLUCKERCARN Chelsea Jokic	16	67.7 800m	0:09.45 Overall	1:17.74 [5] (0:09.45)	1:08.29 [14] (0:11.39)	0:56.90 [14] (0:11.22)	0:45.68 [14] (0:10.86)	0:34.82 [14] (0:10.92)	0:23.90 [13] (0:11.40)	0:34.82	-1
6	16	LIGHTHEADEDNESS Chris Mclver	15	67.5 800m	0:09.01 Overall	1:17.84 [6] (0:09.01)	1:08.83 [11] (0:11.28)	0:57.55 [12] (0:11.25)	0:46.30 [12] (0:10.97)	0:35.33 [12] (0:11.05)	0:24.28 [11] (0:11.55)	0:35.33	+0
7	8	ANSWERING Tessa Townsend	10	68.5 1200m	0:08.58 Overall	1:17.87 [7] (0:08.58)	1:09.29 [4] (0:10.74)	0:58.55 [2] (0:10.92)	0:47.63 [2] (0:10.92)	0:36.71 [2] (0:11.42)	0:25.29 [2] (0:12.06)	0:36.71	-4
8	4	VALENCONI Jason Taylor	9	68.0 1000m	0:09.22 Overall	1:18.15 [8] (0:09.22)	1:08.93 [13] (0:11.36)	0:57.57 [13] (0:11.17)	0:46.40 [13] (0:10.86)	0:35.54 [13] (0:11.11)	0:24.43 [12] (0:11.61)	0:35.54	+1
9	1	BOOM RANGA Carl Spry	6	69.0 1200m	0:08.53 Overall	1:18.40 [9] (0:08.53)	1:09.87 [1] (0:10.66)	0:59.21 [1] (0:10.89)	0:48.32 [1] (0:10.94)	0:37.38 [1] (0:11.47)	0:25.91 [1] (0:12.25)	0:37.38	-9
10	18	ZAKHEERA Morgan Butler	7	Data was not able to be tracked for this horse		----	----	----	----	----	----	----	----

Did Not Finish: Zouhope (#15)

Scratched: Dystopian (#2), Hyderabad (#7), Modern Legend (#17)

[] Ranking at each section and finish
 ---- No data available at this section
 NA No data available

SCN Saddle cloth number
 DNF Did not finish
 DNT Did not track



Townsville QLD Professional

Race 1: TOP SHELF TRAINING RATINGS BAND 0 - 55 Handicap - 1300m

28 October 2023 - 12:30



Track Rating: Soft 5, Weather: Fine, Rail Position: True Entire Course

Section	Field Times	Overall	1200m	1000m	800m	600m	400m	Last 600m				
		1:16.69 (0:08.53)	1:08.16 (0:10.66)	0:57.50 (0:10.89)	0:46.61 (0:10.94)	0:35.67 (0:11.47)	0:24.20 (0:11.95)	0:00.00				
Rank	TAB Horse/Jockey	Barrier	Top Speed [km/h]	Fastest Section					Distance Travelled [m]			
11	13 DENISE'S PRIDE Georgina McDonnell	2	67.4 1200m	0:09.07 Overall	1:18.69 [11] (0:09.07)	1:09.62 [12] (0:11.19)	0:58.43 [11] (0:11.15)	0:47.28 [11] (0:11.10)	0:36.18 [11] (0:11.35)	0:24.83 [14] (0:11.70)	0:36.18	+1
12	12 TURN BIRD Rachel Shred	3	67.3 1000m	0:08.82 Overall	1:18.77 [12] (0:08.82)	1:09.95 [9] (0:11.19)	0:58.76 [9] (0:11.12)	0:47.64 [9] (0:11.00)	0:36.64 [9] (0:11.24)	0:25.40 [10] (0:11.86)	0:36.64	-6
13	10 FUDGING Tasha Chambers	4	67.4 800m	0:08.53 Overall	1:18.79 [13] (0:08.53)	1:10.26 [2] (0:10.94)	0:59.32 [4] (0:11.16)	0:48.16 [5] (0:10.88)	0:37.28 [5] (0:11.44)	0:25.84 [6] (0:12.25)	0:37.28	-8
14	9 BE LITTLE DARLIN' Nathan Thomas	5	68.5 1200m	0:08.67 Overall	1:19.14 [14] (0:08.67)	1:10.47 [6] (0:10.81)	0:59.66 [5] (0:11.04)	0:48.62 [4] (0:10.95)	0:37.67 [4] (0:11.38)	0:26.29 [4] (0:12.10)	0:37.67	+2

Did Not Finish: Zouhope (#15)

Scratched: Dystopian (#2), Hyderabad (#7), Modern Legend (#17)

[] Ranking at each section and finish
 -:-:-:- No data available at this section
 NA No data available

SCN Saddle cloth number
 DNF Did not finish
 DNT Did not track



Townsville QLD Professional

Race 1: TOP SHELF TRAINING RATINGS BAND 0 - 55 Handicap - 1300m

28 October 2023 - 12:30



Track Rating: Soft 5, Weather: Fine, Rail Position: True Entire Course

Section							200m			Last 600m
Field Times							0:12.25			0:00.00
Rank	TAB	Horse/Jockey	Barrier	Top Speed [km/h]	Fastest Section	Margin	Margin			Distance Travelled [m]
1	11	LISTEN LISTEN Jackson Murphy	14	67.4 800m	0:08.72 Overall	0:12.19 [2] (0:12.19)	1:16.69			0:34.51
2	14	MAKE IT HAPPEN Jeffrey Felix	12	68.4 1200m	0:08.53 Overall	0:12.78 [1] (0:12.78)	3L			0:35.78 +2
3	5	BABY GUINNESS Adrian Layt	13	67.8 800m	0:08.61 Overall	0:12.64 [3] (0:12.64)	3.2L			0:35.63 +0
4	6	FOREVEREDE Isabella Teh	8	68.2 800m	0:08.76 Overall	0:12.66 [6] (0:12.66)	5.2L			0:35.55 +5
5	3	PLUCKERCARN Chelsea Jokic	16	67.7 800m	0:09.45 Overall	0:12.50 [11] (0:12.50)	6L			0:34.82 -1
6	16	LIGHTHEADEDNESS Chris Mclver	15	67.5 800m	0:09.01 Overall	0:12.73 [8] (0:12.73)	6.5L			0:35.33 +0
7	8	ANSWERING Tessa Townsend	10	68.5 1200m	0:08.58 Overall	0:13.23 [4] (0:13.23)	6.6L			0:36.71 -4
8	4	VALENCONI Jason Taylor	9	68.0 1000m	0:09.22 Overall	0:12.82 [12] (0:12.82)	8.1L			0:35.54 +1
9	1	BOOM RANGA Carl Spry	6	69.0 1200m	0:08.53 Overall	0:13.66 [5] (0:13.66)	9.4L			0:37.38 -9
10	18	ZAKHEERA Morgan Butler	7	Data was not able to be tracked for this horse		-:--:--	9.9L			-:--:-- ----:--

Did Not Finish: Zouhope (#15)

Scratched: Dystopian (#2), Hyderabad (#7), Modern Legend (#17)

[] Ranking at each section and finish
 -:--:-- No data available at this section
 NA No data available

SCN Saddle cloth number
 DNF Did not finish
 DNT Did not track



Townsville QLD Professional

Race 1: TOP SHELF TRAINING RATINGS BAND 0 - 55 Handicap - 1300m

28 October 2023 - 12:30



Track Rating: Soft 5, Weather: Fine, Rail Position: True Entire Course

Section							200m			Last 600m	
Field Times							0:12.25			0:00.00	
Rank	TAB	Horse/Jockey	Barrier	Top Speed [km/h]	Fastest Section	Margin				Distance Travelled [m]	
11	13	DENISE'S PRIDE	2	67.4	0:09.07	0:13.13 [13]	10.9L			0:36.18	+1
		Georgina McDonnell		1200m	Overall	(0:13.13)					
12	12	TURN BIRD	3	67.3	0:08.82	0:13.54 [10]	11.3L			0:36.64	-6
		Rachel Shred		1000m	Overall	(0:13.54)					
13	10	FUDGING	4	67.4	0:08.53	0:13.59 [9]	11.4L			0:37.28	-8
		Tasha Chambers		800m	Overall	(0:13.59)					
14	9	BE LITTLE DARLIN'	5	68.5	0:08.67	0:14.19 [7]	13.4L			0:37.67	+2
		Nathan Thomas		1200m	Overall	(0:14.19)					

Did Not Finish: Zouhope (#15)

Scratched: Dystopian (#2), Hyderabad (#7), Modern Legend (#17)

[] Ranking at each section and finish
 -:-:-:- No data available at this section
 NA No data available

SCN Saddle cloth number
 DNF Did not finish
 DNT Did not track



Horse/Jockey Name	Listen Listen
Final Rank	1
Fastest Section Time (Section)	0:08.72 (Overall)
Top Speed [km/h] (Section)	67.4 (800m)
Race State	Finished



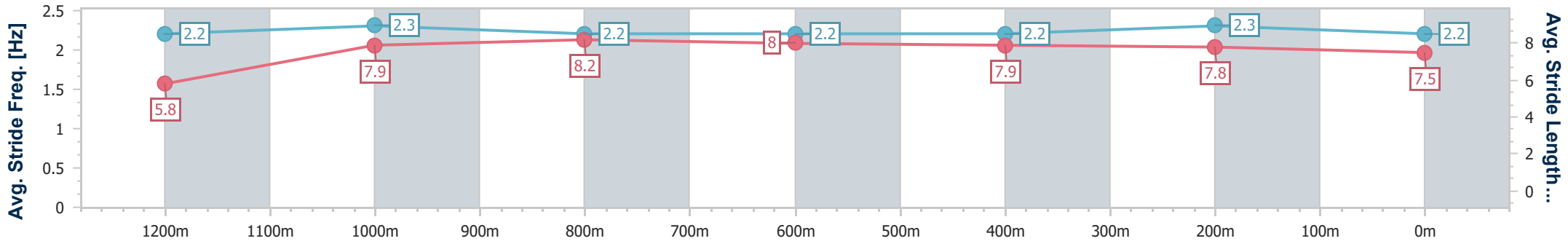
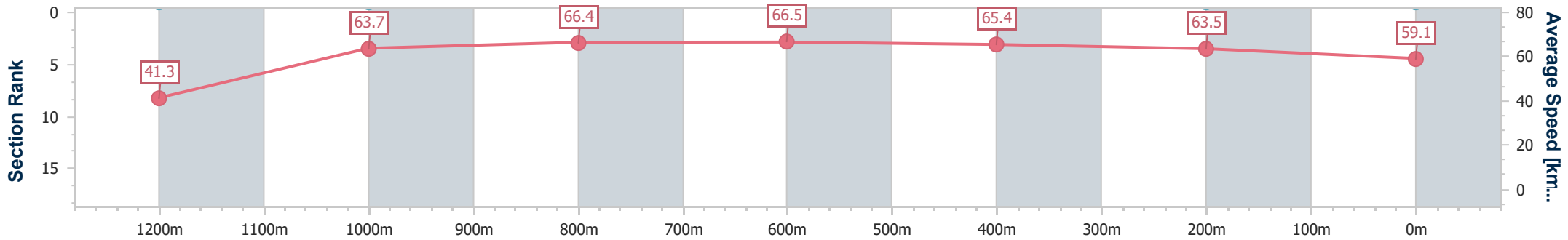
Townsville QLD Professional
Race 1: TOP SHELF TRAINING RATINGS BAND 0 - 55 Handicap - 1300m



28 October 2023 - 12:30

Track Rating: Soft 5, Weather: Fine, Rail Position: True Entire Course

Section	Overall	1200m	1000m	800m	600m	400m	200m							
Section Times	1:16.69 [1] (0:08.72)	1:07.97 [7] (0:11.34)	0:56.63 [10] (0:11.19)	0:45.44 [10] (0:10.93)	0:34.51 [10] (0:10.94)	0:23.57 [8] (0:11.38)	0:12.19 [2] (0:12.19)							
Average Speed [km/h]	41.3	63.7	66.4	66.5	65.4	63.5	59.1							
Top Speed [km/h]	60.2	64.9	67.2	67.4	66.2	65.4	61.6							
Avg. Dist. to Rail [m]	15.9	7.7	6.2	1.8	0.6	2.0	3.1							
Avg. Stride Freq. [Hz]	2.2	2.3	2.2	2.2	2.2	2.3	2.2							
Avg. Stride Length [m]	5.8	7.9	8.2	8.0	7.9	7.8	7.5							



- [] Ranking at each section and finish
- .-.- No data available at this section
- NA No data available



Horse/Jockey Name	Make It Happen
Final Rank	2
Fastest Section Time (Section)	0:08.53 (Overall)
Top Speed [km/h] (Section)	68.4 (1200m)
Race State	Finished



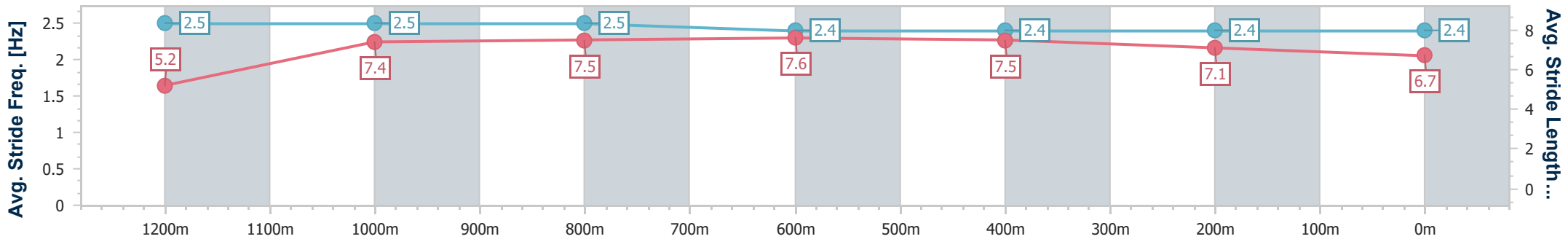
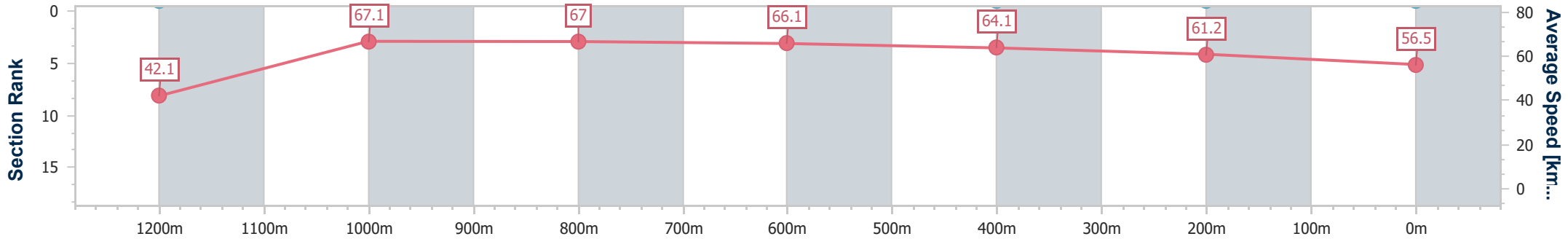
Townsville QLD Professional
Race 1: TOP SHELF TRAINING RATINGS BAND 0 - 55 Handicap - 1300m



28 October 2023 - 12:30

Track Rating: Soft 5, Weather: Fine, Rail Position: True Entire Course

Section	Overall	1200m	1000m	800m	600m	400m	200m						
Section Times	1:17.22 [2] (0:08.53)	1:08.69 [3] (0:10.80)	0:57.89 [3] (0:11.10)	0:46.79 [3] (0:11.01)	0:35.78 [3] (0:11.24)	0:24.54 [3] (0:11.76)	0:12.78 [1] (0:12.78)						
Average Speed [km/h]	42.1	67.1	67.0	66.1	64.1	61.2	56.5						
Top Speed [km/h]	66.2	68.4	67.3	66.9	65.3	63.0	59.5						
Avg. Dist. to Rail [m]	15.2	7.5	6.3	2.8	0.4	0.9	2.9						
Avg. Stride Freq. [Hz]	2.5	2.5	2.5	2.4	2.4	2.4	2.4						
Avg. Stride Length [m]	5.2	7.4	7.5	7.6	7.5	7.1	6.7						



- [] Ranking at each section and finish
- .-.- No data available at this section
- NA No data available



Horse/Jockey Name	Baby Guinness
Final Rank	3
Fastest Section Time (Section)	0:08.61 (Overall)
Top Speed [km/h] (Section)	67.8 (800m)
Race State	Finished



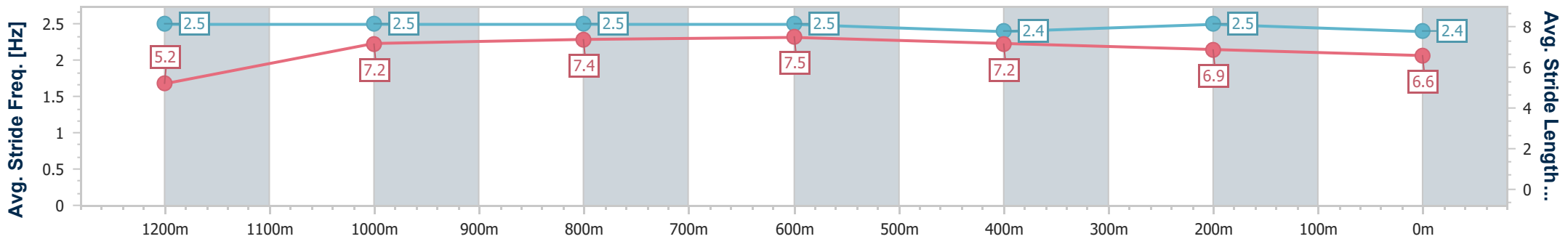
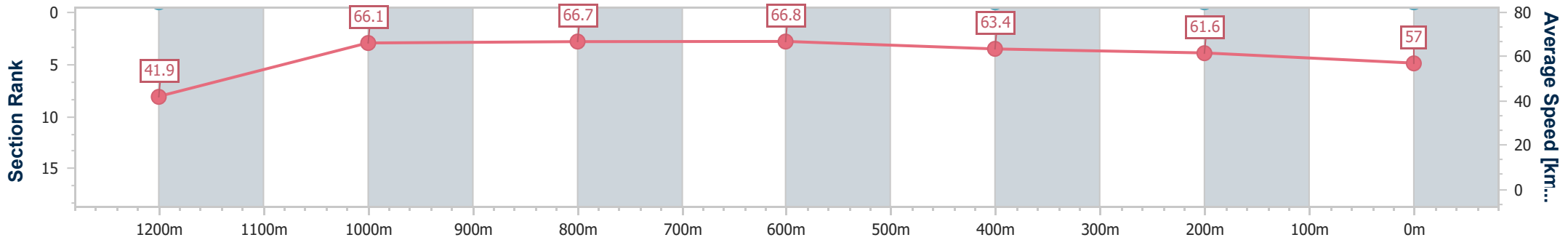
Townsville QLD Professional
Race 1: TOP SHELF TRAINING RATINGS BAND 0 - 55 Handicap
- 1300m



28 October 2023 - 12:30

Track Rating: Soft 5, Weather: Fine, Rail Position: True Entire Course

Section	Overall	1200m	1000m	800m	600m	400m	200m							
Section Times	1:17.25 [3] (0:08.61)	1:08.64 [5] (0:10.98)	0:57.66 [6] (0:11.17)	0:46.49 [6] (0:10.86)	0:35.63 [6] (0:11.30)	0:24.33 [5] (0:11.69)	0:12.64 [3] (0:12.64)							
Average Speed [km/h]	41.9	66.1	66.7	66.8	63.4	61.6	57.0							
Top Speed [km/h]	63.6	67.5	67.5	67.8	66.5	62.7	60.0							
Avg. Dist. to Rail [m]	16.7	9.2	6.6	2.1	1.1	0.9	3.7							
Avg. Stride Freq. [Hz]	2.5	2.5	2.5	2.5	2.4	2.5	2.4							
Avg. Stride Length [m]	5.2	7.2	7.4	7.5	7.2	6.9	6.6							



- [] Ranking at each section and finish
- .-.- No data available at this section
- NA No data available



Horse/Jockey Name	Foreverede
Final Rank	4
Fastest Section Time (Section)	0:08.76 (Overall)
Top Speed [km/h] (Section)	68.2 (800m)
Race State	Finished



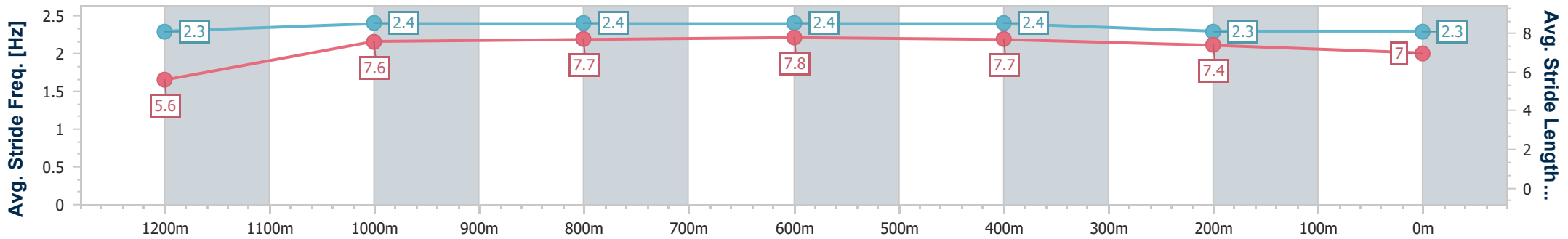
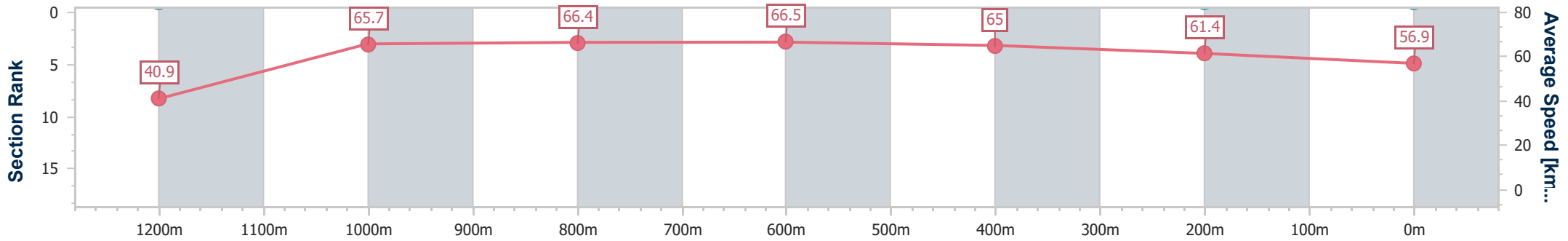
Townsville QLD Professional
Race 1: TOP SHELF TRAINING RATINGS BAND 0 - 55 Handicap - 1300m



28 October 2023 - 12:30

Track Rating: Soft 5, Weather: Fine, Rail Position: True Entire Course

Section	Overall	1200m	1000m	800m	600m	400m	200m
Section Times	1:17.60 [4] (0:08.76)	1:08.84 [8] (0:11.06)	0:57.78 [8] (0:11.25)	0:46.53 [8] (0:10.98)	0:35.55 [8] (0:11.17)	0:24.38 [9] (0:11.72)	0:12.66 [6] (0:12.66)
Average Speed [km/h]	40.9	65.7	66.4	66.5	65.0	61.4	56.9
Top Speed [km/h]	62.6	67.0	67.5	68.2	66.0	64.4	60.3
Avg. Dist. to Rail [m]	10.9	6.4	7.4	3.7	1.3	1.6	4.4
Avg. Stride Freq. [Hz]	2.3	2.4	2.4	2.4	2.4	2.3	2.3
Avg. Stride Length [m]	5.6	7.6	7.7	7.8	7.7	7.4	7.0



- [] Ranking at each section and finish
- .-.- No data available at this section
- NA No data available



Horse/Jockey Name	Pluckercarn
Final Rank	5
Fastest Section Time (Section)	0:09.45 (Overall)
Top Speed [km/h] (Section)	67.7 (800m)
Race State	Finished



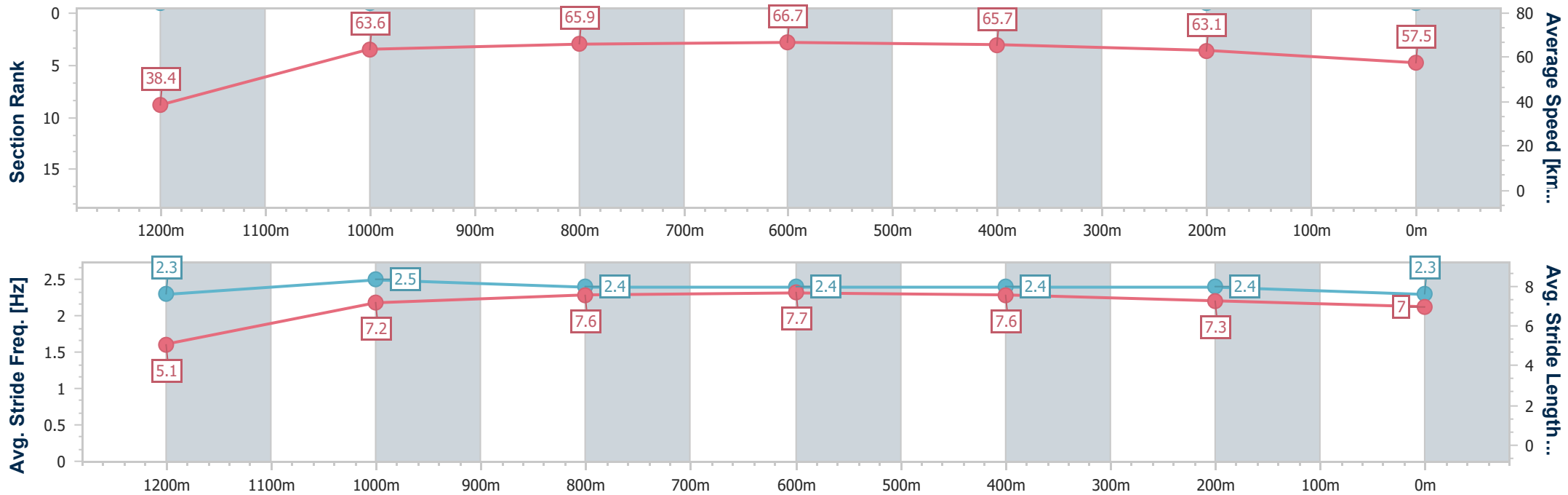
Townsville QLD Professional
Race 1: TOP SHELF TRAINING RATINGS BAND 0 - 55 Handicap - 1300m



28 October 2023 - 12:30

Track Rating: Soft 5, Weather: Fine, Rail Position: True Entire Course

Section	Overall	1200m	1000m	800m	600m	400m	200m
Section Times	1:17.74 [5] (0:09.45)	1:08.29 [14] (0:11.39)	0:56.90 [14] (0:11.22)	0:45.68 [14] (0:10.86)	0:34.82 [14] (0:10.92)	0:23.90 [13] (0:11.40)	0:12.50 [11] (0:12.50)
Average Speed [km/h]	38.4	63.6	65.9	66.7	65.7	63.1	57.5
Top Speed [km/h]	59.7	65.6	67.7	67.7	67.1	65.0	60.9
Avg. Dist. to Rail [m]	15.2	6.4	5.7	1.0	0.7	2.0	3.9
Avg. Stride Freq. [Hz]	2.3	2.5	2.4	2.4	2.4	2.4	2.3
Avg. Stride Length [m]	5.1	7.2	7.6	7.7	7.6	7.3	7.0



- [] Ranking at each section and finish
- .-.- No data available at this section
- NA No data available



Horse/Jockey Name	Lighthheadedness
Final Rank	6
Fastest Section Time (Section)	0:09.01 (Overall)
Top Speed [km/h] (Section)	67.5 (800m)
Race State	Finished



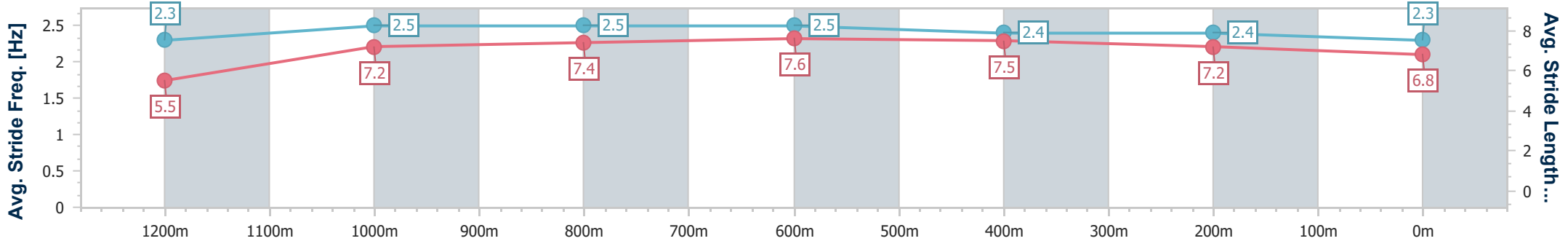
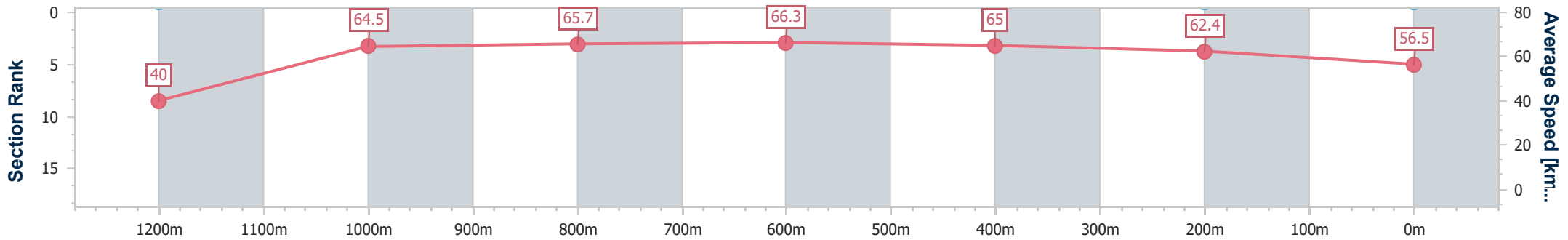
Townsville QLD Professional
Race 1: TOP SHELF TRAINING RATINGS BAND 0 - 55 Handicap - 1300m

28 October 2023 - 12:30

Track Rating: Soft 5, Weather: Fine, Rail Position: True Entire Course



Section	Overall	1200m	1000m	800m	600m	400m	200m						
Section Times	1:17.84 [6] (0:09.01)	1:08.83 [11] (0:11.28)	0:57.55 [12] (0:11.25)	0:46.30 [12] (0:10.97)	0:35.33 [12] (0:11.05)	0:24.28 [11] (0:11.55)	0:12.73 [8] (0:12.73)						
Average Speed [km/h]	40.0	64.5	65.7	66.3	65.0	62.4	56.5						
Top Speed [km/h]	61.1	65.3	66.9	67.5	66.1	64.3	60.6						
Avg. Dist. to Rail [m]	16.8	6.3	6.2	1.8	0.6	2.9	6.8						
Avg. Stride Freq. [Hz]	2.3	2.5	2.5	2.5	2.4	2.4	2.3						
Avg. Stride Length [m]	5.5	7.2	7.4	7.6	7.5	7.2	6.8						



- [] Ranking at each section and finish
- .-.- No data available at this section
- NA No data available



Horse/Jockey Name	Answering
Final Rank	7
Fastest Section Time (Section)	0:08.58 (Overall)
Top Speed [km/h] (Section)	68.5 (1200m)
Race State	Finished



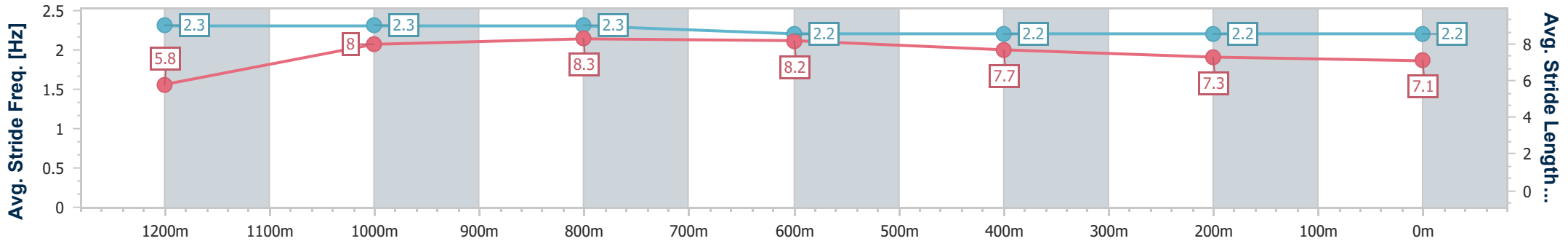
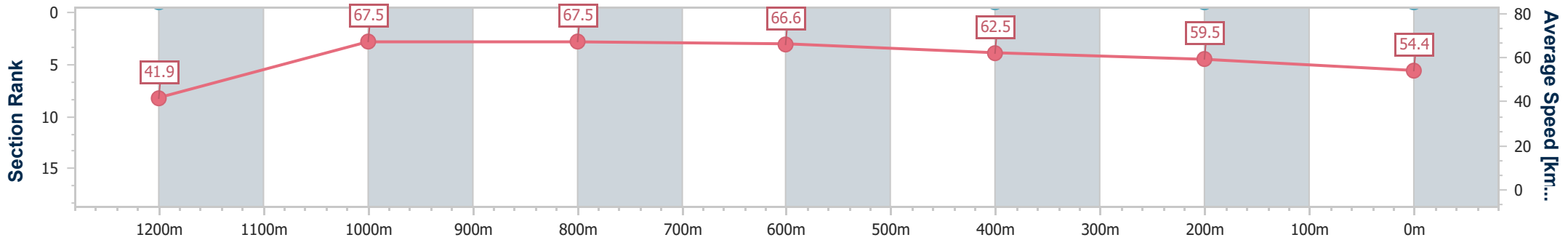
Townsville QLD Professional
Race 1: TOP SHELF TRAINING RATINGS BAND 0 - 55 Handicap - 1300m



28 October 2023 - 12:30

Track Rating: Soft 5, Weather: Fine, Rail Position: True Entire Course

Section	Overall	1200m	1000m	800m	600m	400m	200m						
Section Times	1:17.87 [7] (0:08.58)	1:09.29 [4] (0:10.74)	0:58.55 [2] (0:10.92)	0:47.63 [2] (0:10.92)	0:36.71 [2] (0:11.42)	0:25.29 [2] (0:12.06)	0:13.23 [4] (0:13.23)						
Average Speed [km/h]	41.9	67.5	67.5	66.6	62.5	59.5	54.4						
Top Speed [km/h]	65.1	68.5	68.3	68.2	64.1	61.1	58.2						
Avg. Dist. to Rail [m]	12.5	5.9	5.0	1.3	1.1	1.1	0.7						
Avg. Stride Freq. [Hz]	2.3	2.3	2.3	2.2	2.2	2.2	2.2						
Avg. Stride Length [m]	5.8	8.0	8.3	8.2	7.7	7.3	7.1						



- [] Ranking at each section and finish
- .-.- No data available at this section
- NA No data available



Horse/Jockey Name	Valenconi
Final Rank	8
Fastest Section Time (Section)	0:09.22 (Overall)
Top Speed [km/h] (Section)	68.0 (1000m)
Race State	Finished



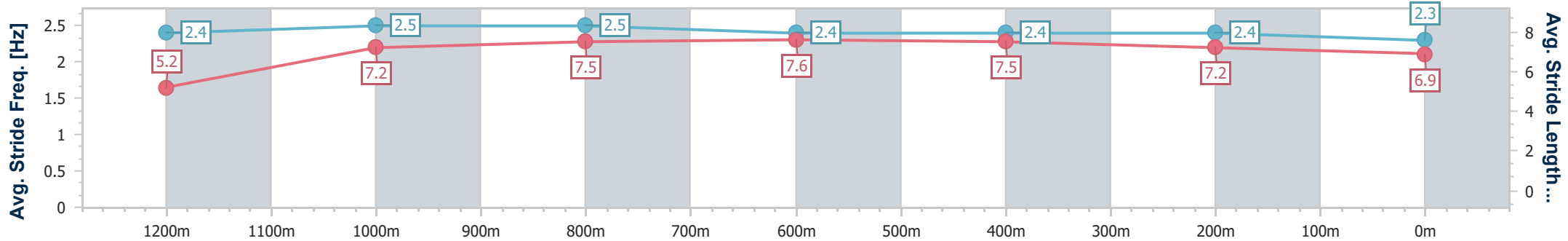
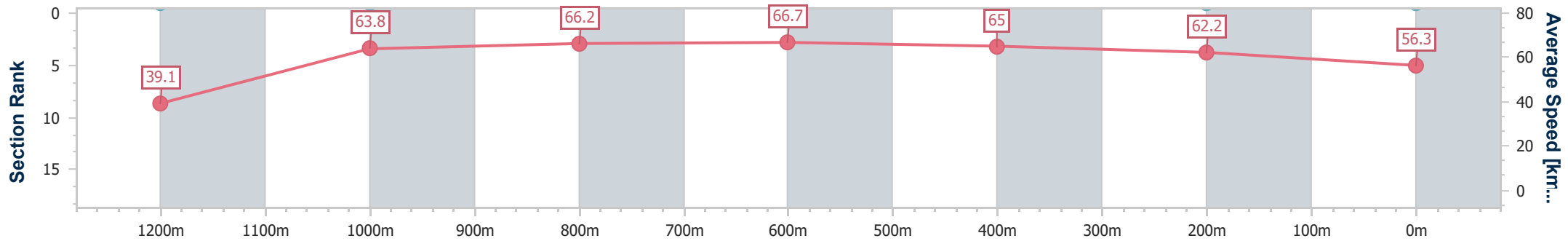
Townsville QLD Professional
Race 1: TOP SHELF TRAINING RATINGS BAND 0 - 55 Handicap - 1300m



28 October 2023 - 12:30

Track Rating: Soft 5, Weather: Fine, Rail Position: True Entire Course

Section	Overall	1200m	1000m	800m	600m	400m	200m						
Section Times	1:18.15 [8] (0:09.22)	1:08.93 [13] (0:11.36)	0:57.57 [13] (0:11.17)	0:46.40 [13] (0:10.86)	0:35.54 [13] (0:11.11)	0:24.43 [12] (0:11.61)	0:12.82 [12] (0:12.82)						
Average Speed [km/h]	39.1	63.8	66.2	66.7	65.0	62.2	56.3						
Top Speed [km/h]	58.5	65.9	68.0	67.3	67.3	63.7	61.1						
Avg. Dist. to Rail [m]	11.4	5.8	5.5	1.6	0.7	3.4	7.9						
Avg. Stride Freq. [Hz]	2.4	2.5	2.5	2.4	2.4	2.4	2.3						
Avg. Stride Length [m]	5.2	7.2	7.5	7.6	7.5	7.2	6.9						



- [] Ranking at each section and finish
- .-.- No data available at this section
- NA No data available



Horse/Jockey Name	Boom Ranga
Final Rank	9
Fastest Section Time (Section)	0:08.53 (Overall)
Top Speed [km/h] (Section)	69.0 (1200m)
Race State	Finished



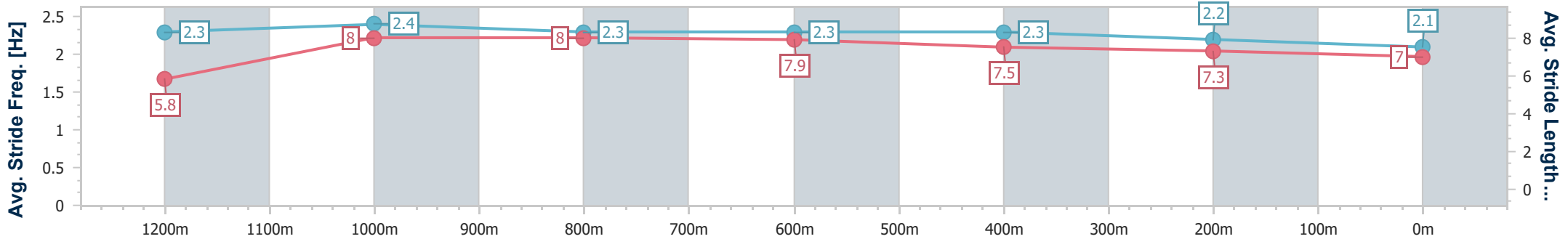
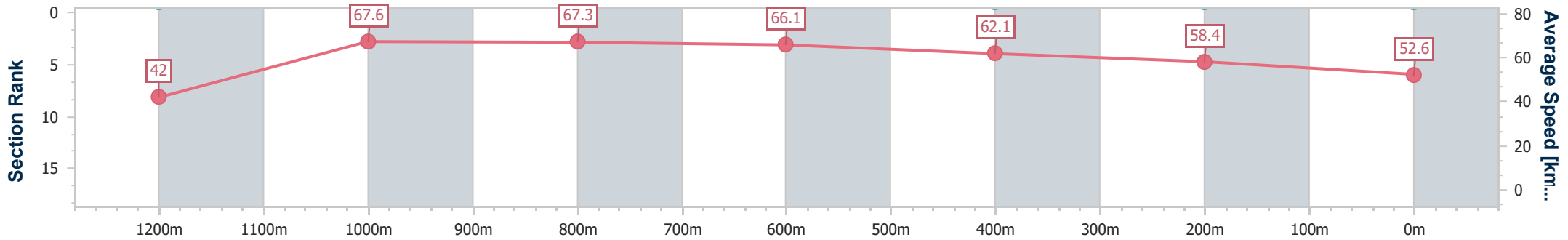
Townsville QLD Professional
Race 1: TOP SHELF TRAINING RATINGS BAND 0 - 55 Handicap - 1300m



28 October 2023 - 12:30

Track Rating: Soft 5, Weather: Fine, Rail Position: True Entire Course

Section	Overall	1200m	1000m	800m	600m	400m	200m						
Section Times	1:18.40 [9] (0:08.53)	1:09.87 [1] (0:10.66)	0:59.21 [1] (0:10.89)	0:48.32 [1] (0:10.94)	0:37.38 [1] (0:11.47)	0:25.91 [1] (0:12.25)	0:13.66 [5] (0:13.66)						
Average Speed [km/h]	42.0	67.6	67.3	66.1	62.1	58.4	52.6						
Top Speed [km/h]	64.1	69.0	68.2	66.7	64.5	60.1	56.1						
Avg. Dist. to Rail [m]	7.2	3.1	3.3	1.0	2.3	2.0	0.7						
Avg. Stride Freq. [Hz]	2.3	2.4	2.3	2.3	2.3	2.2	2.1						
Avg. Stride Length [m]	5.8	8.0	8.0	7.9	7.5	7.3	7.0						



- [] Ranking at each section and finish
- .-.- No data available at this section
- NA No data available



Horse/Jockey Name	Denise's Pride
Final Rank	11
Fastest Section Time (Section)	0:09.07 (Overall)
Top Speed [km/h] (Section)	67.4 (1200m)
Race State	Finished



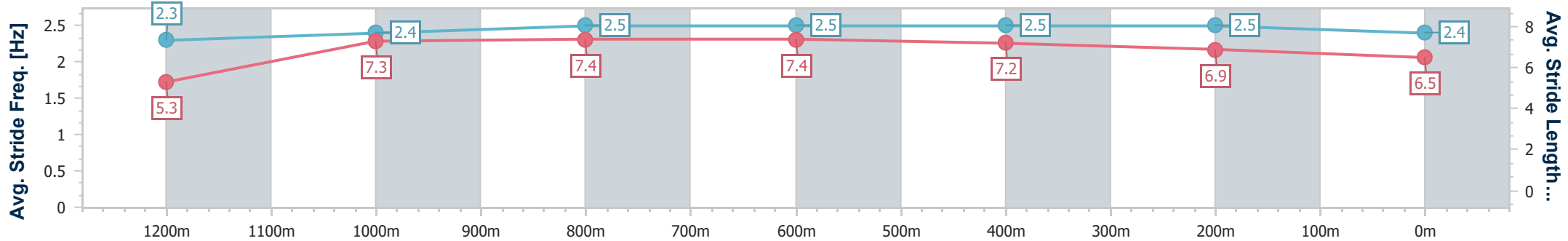
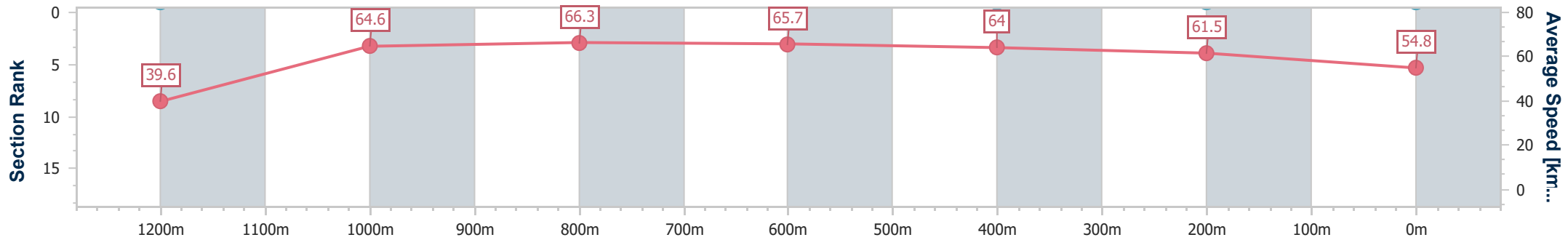
Townsville QLD Professional
Race 1: TOP SHELF TRAINING RATINGS BAND 0 - 55 Handicap - 1300m



28 October 2023 - 12:30

Track Rating: Soft 5, Weather: Fine, Rail Position: True Entire Course

Section	Overall	1200m	1000m	800m	600m	400m	200m
Section Times	1:18.69 [11] (0:09.07)	1:09.62 [12] (0:11.19)	0:58.43 [11] (0:11.15)	0:47.28 [11] (0:11.10)	0:36.18 [11] (0:11.35)	0:24.83 [14] (0:11.70)	0:13.13 [13] (0:13.13)
Average Speed [km/h]	39.6	64.6	66.3	65.7	64.0	61.5	54.8
Top Speed [km/h]	61.4	67.4	67.3	67.2	64.3	63.2	57.7
Avg. Dist. to Rail [m]	5.1	3.2	5.0	3.3	1.3	1.1	3.6
Avg. Stride Freq. [Hz]	2.3	2.4	2.5	2.5	2.5	2.5	2.4
Avg. Stride Length [m]	5.3	7.3	7.4	7.4	7.2	6.9	6.5



- [] Ranking at each section and finish
- .-.- No data available at this section
- NA No data available



Horse/Jockey Name	Turn Bird
Final Rank	12
Fastest Section Time (Section)	0:08.82 (Overall)
Top Speed [km/h] (Section)	67.3 (1000m)
Race State	Finished



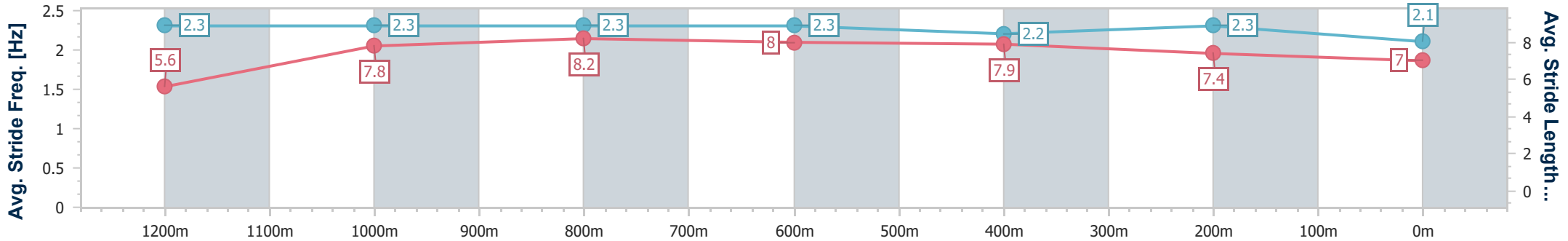
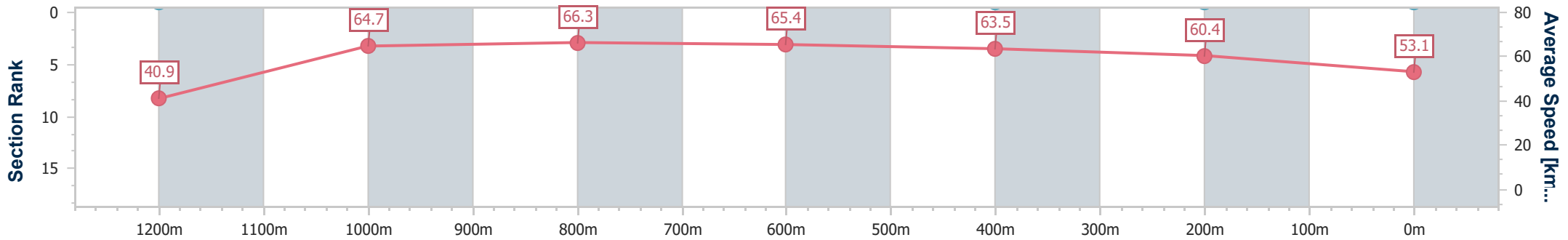
Townsville QLD Professional
Race 1: TOP SHELF TRAINING RATINGS BAND 0 - 55 Handicap - 1300m



28 October 2023 - 12:30

Track Rating: Soft 5, Weather: Fine, Rail Position: True Entire Course

Section	Overall	1200m	1000m	800m	600m	400m	200m
Section Times	1:18.77 [12] (0:08.82)	1:09.95 [9] (0:11.19)	0:58.76 [9] (0:11.12)	0:47.64 [9] (0:11.00)	0:36.64 [9] (0:11.24)	0:25.40 [10] (0:11.86)	0:13.54 [10] (0:13.54)
Average Speed [km/h]	40.9	64.7	66.3	65.4	63.5	60.4	53.1
Top Speed [km/h]	61.1	65.9	67.3	66.2	65.6	62.0	56.9
Avg. Dist. to Rail [m]	6.5	4.8	5.0	1.2	2.2	2.0	0.7
Avg. Stride Freq. [Hz]	2.3	2.3	2.3	2.3	2.2	2.3	2.1
Avg. Stride Length [m]	5.6	7.8	8.2	8.0	7.9	7.4	7.0



- [] Ranking at each section and finish
- .-.- No data available at this section
- NA No data available



Horse/Jockey Name	Fudging
Final Rank	13
Fastest Section Time (Section)	0:08.53 (Overall)
Top Speed [km/h] (Section)	67.4 (800m)
Race State	Finished



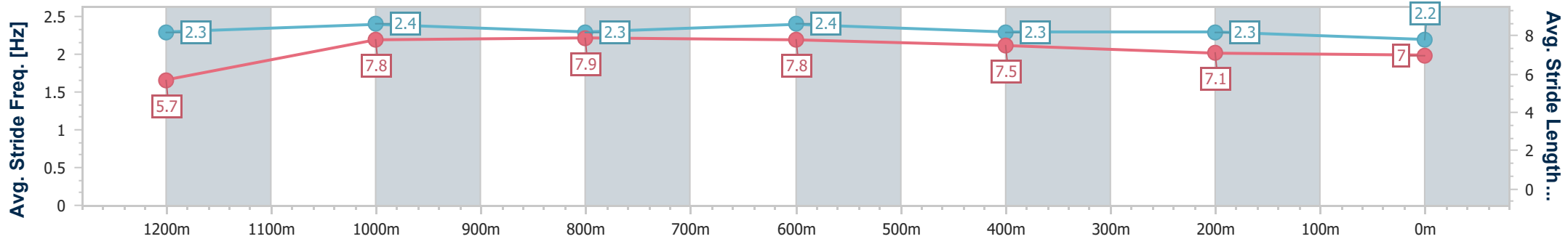
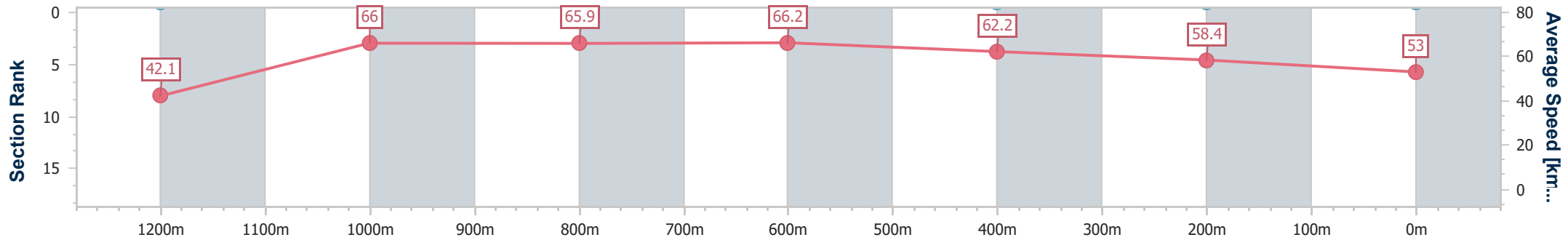
Townsville QLD Professional
Race 1: TOP SHELF TRAINING RATINGS BAND 0 - 55 Handicap - 1300m



28 October 2023 - 12:30

Track Rating: Soft 5, Weather: Fine, Rail Position: True Entire Course

Section	Overall	1200m	1000m	800m	600m	400m	200m						
Section Times	1:18.79 [13] (0:08.53)	1:10.26 [2] (0:10.94)	0:59.32 [4] (0:11.16)	0:48.16 [5] (0:10.88)	0:37.28 [5] (0:11.44)	0:25.84 [6] (0:12.25)	0:13.59 [9] (0:13.59)						
Average Speed [km/h]	42.1	66.0	65.9	66.2	62.2	58.4	53.0						
Top Speed [km/h]	65.4	67.2	66.8	67.4	64.3	61.8	55.4						
Avg. Dist. to Rail [m]	7.4	3.2	4.2	1.5	2.4	1.4	1.1						
Avg. Stride Freq. [Hz]	2.3	2.4	2.3	2.4	2.3	2.3	2.2						
Avg. Stride Length [m]	5.7	7.8	7.9	7.8	7.5	7.1	7.0						



- [] Ranking at each section and finish
- .-.- No data available at this section
- NA No data available



Horse/Jockey Name	Be Little Darlin'
Final Rank	14
Fastest Section Time (Section)	0:08.67 (Overall)
Top Speed [km/h] (Section)	68.5 (1200m)
Race State	Finished



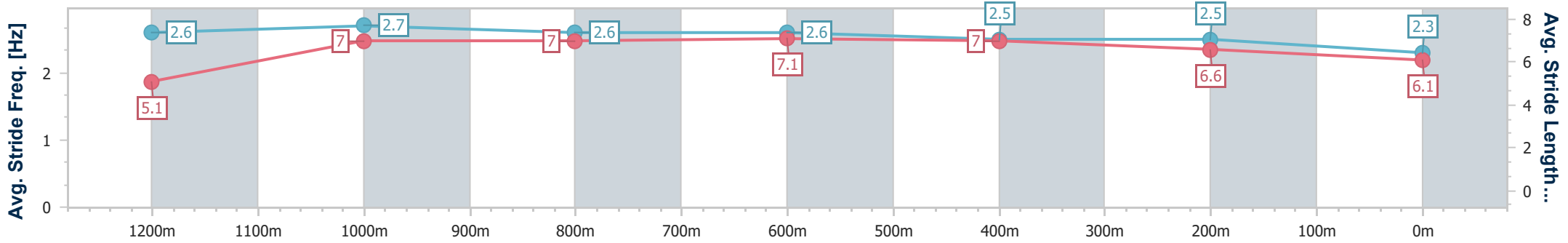
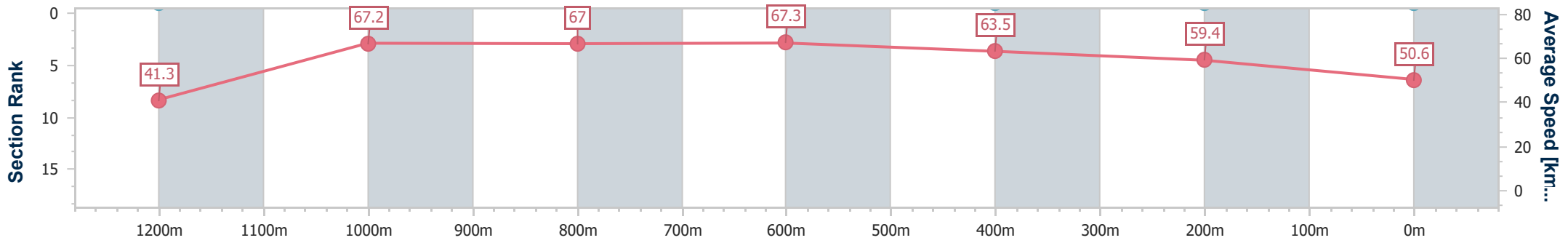
Townsville QLD Professional
Race 1: TOP SHELF TRAINING RATINGS BAND 0 - 55 Handicap - 1300m



28 October 2023 - 12:30

Track Rating: Soft 5, Weather: Fine, Rail Position: True Entire Course

Section	Overall	1200m	1000m	800m	600m	400m	200m						
Section Times	1:19.14 [14] (0:08.67)	1:10.47 [6] (0:10.81)	0:59.66 [5] (0:11.04)	0:48.62 [4] (0:10.95)	0:37.67 [4] (0:11.38)	0:26.29 [4] (0:12.10)	0:14.19 [7] (0:14.19)						
Average Speed [km/h]	41.3	67.2	67.0	67.3	63.5	59.4	50.6						
Top Speed [km/h]	65.8	68.5	68.4	68.0	65.3	62.4	57.1						
Avg. Dist. to Rail [m]	7.9	4.3	6.1	4.7	1.4	0.6	3.4						
Avg. Stride Freq. [Hz]	2.6	2.7	2.6	2.6	2.5	2.5	2.3						
Avg. Stride Length [m]	5.1	7.0	7.0	7.1	7.0	6.6	6.1						



- [] Ranking at each section and finish
- .-.- No data available at this section
- NA No data available



Horse/Jockey Name	Zouhope
Final Rank	14
Fastest Section Time (Section)	0:08.88 (Overall)
Top Speed [km/h] (Section)	67.5 (800m)
Race State	DidNotFinish



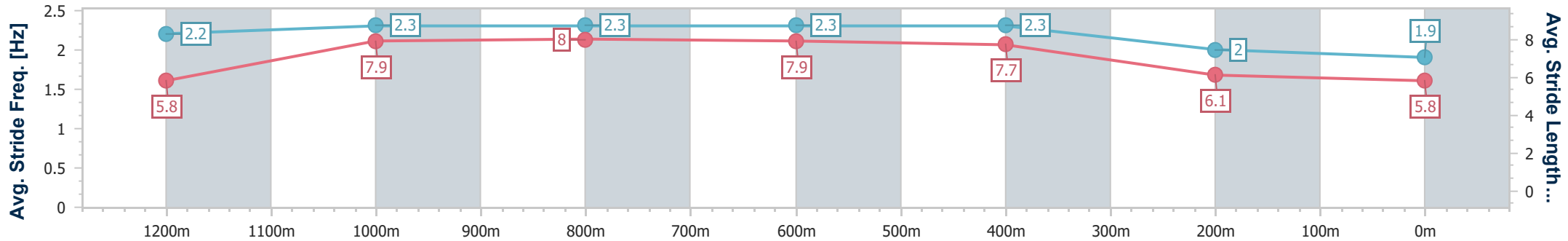
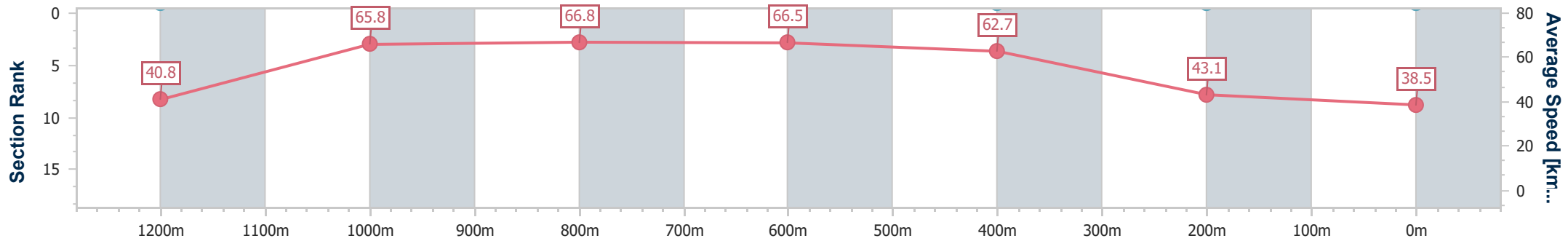
Townsville QLD Professional
Race 1: TOP SHELF TRAINING RATINGS BAND 0 - 55 Handicap
- 1300m



28 October 2023 - 12:30

Track Rating: Soft 5, Weather: Fine, Rail Position: True Entire Course

Section	Overall	1200m	1000m	800m	600m	400m	200m
Section Times	0:00.00 [14] (0:08.88)	0:00.00 [10] (0:10.94)	0:00.00 [7] (0:11.05)	0:00.00 [7] (0:10.77)	0:00.00 [7] (0:11.36)	0:00.00 [7] (0:16.67)	0:00.00 [14] (0:18.75)
Average Speed [km/h]	40.8	65.8	66.8	66.5	62.7	43.1	38.5
Top Speed [km/h]	63.8	67.1	67.4	67.5	65.0	61.7	41.9
Avg. Dist. to Rail [m]	5.3	4.1	4.0	1.1	2.1	1.0	1.5
Avg. Stride Freq. [Hz]	2.2	2.3	2.3	2.3	2.3	2.0	1.9
Avg. Stride Length [m]	5.8	7.9	8.0	7.9	7.7	6.1	5.8



- [] Ranking at each section and finish
- .-.- No data available at this section
- NA No data available



Horse/Jockey Name	Zakheera
Final Rank	10
Fastest Section Time (Section)	-:--:--
Top Speed [km/h] (Section)	--.-
Race State	DidNotTrack



Townsville QLD Professional
 Race 1: TOP SHELF TRAINING RATINGS BAND 0 - 55 Handicap
 - 1300m

28 October 2023 - 12:30

Track Rating: Soft 5, Weather: Fine, Rail Position: True Entire
 Course



Section	Overall	1200m	1000m	800m	600m	400m	200m						
Section Times	-:--:--	-:--:--	-:--:--	-:--:--	-:--:--	-:--:--	-:--:--						
Average Speed [km/h]	--.-	--.-	--.-	--.-	--.-	--.-	--.-						
Top Speed [km/h]	--.-	--.-	--.-	--.-	--.-	--.-	--.-						
Avg. Dist. to Rail [m]	--	--	--	--	--	--	--						
Avg. Stride Freq. [Hz]	--.-	--.-	--.-	--.-	--.-	--.-	--.-						
Avg. Stride Length [m]	--.-	--.-	--.-	--.-	--.-	--.-	--.-						

- [] Ranking at each section and finish
- :--:-- No data available at this section
- NA No data available