



Toowoomba QLD Professional
Race 7: SUBZERO AIRCONDITIONING QTIS Three-Year-Old
BENCHMARK 58 Handicap - 1300m
28 October 2023 - 21:11



Track Rating: Good 4, Weather: Fine, Rail Position: +5m Entire

Section	Overall	1200m	1000m	800m	600m	400m	Last 600m						
Field Times	1:18.40 (0:08.35)	1:10.05 (0:10.63)	0:59.42 (0:11.22)	0:48.20 (0:11.80)	0:36.40 (0:11.88)	0:24.52 (0:12.29)	0:36.40						
Rank	TAB	Horse/Jockey	Barrier	Top Speed [km/h]	Fastest Section	Distance Travelled [m]							
1	7	TIJUANA TWO STEP Les Tilley	8	68.9 1200m	0:08.74 Overall	1:18.40 [1] (0:08.74)	1:09.66 [5] (0:10.77)	0:58.89 [4] (0:11.44)	0:47.45 [5] (0:11.73)	0:35.72 [5] (0:11.67)	0:24.05 [3] (0:11.84)	0:35.72	
2	1	BEEBEE DAZZLER Kenji Yoshida	2	67.9 1200m	0:08.51 Overall	1:18.53 [2] (0:08.51)	1:10.02 [3] (0:10.81)	0:59.21 [3] (0:11.44)	0:47.77 [3] (0:11.62)	0:36.15 [3] (0:11.78)	0:24.37 [2] (0:12.01)	0:36.15	+4
3	2	CONNEWARRE Olivia Webb	3	66.9 1200m	0:08.60 Overall	1:19.38 [3] (0:08.60)	1:10.78 [4] (0:10.93)	0:59.85 [5] (0:11.33)	0:48.52 [4] (0:11.54)	0:36.98 [4] (0:12.04)	0:24.94 [5] (0:12.24)	0:36.98	+7
4	3	ALL VALOUR Kirk Matheson	6	70.1 1200m	0:08.35 Overall	1:19.63 [4] (0:08.35)	1:11.28 [1] (0:10.63)	1:00.65 [1] (0:11.22)	0:49.43 [1] (0:11.80)	0:37.63 [1] (0:11.88)	0:25.75 [1] (0:12.35)	0:37.63	+1
5	6	SPEEDY MACHO Karl Zechner	4	68.2 1200m	0:08.83 Overall	1:19.78 [5] (0:08.83)	1:10.95 [6] (0:10.78)	1:00.17 [6] (0:11.50)	0:48.67 [6] (0:11.67)	0:37.00 [6] (0:11.66)	0:25.34 [6] (0:12.23)	0:37.00	+6
6	8	PELE PRINCESS Georgina Cartwright	5	68.3 1200m	0:08.91 Overall	1:19.80 [6] (0:08.91)	1:10.89 [7] (0:10.86)	1:00.03 [7] (0:11.37)	0:48.66 [7] (0:11.84)	0:36.82 [7] (0:11.88)	0:24.94 [7] (0:12.16)	0:36.82	+7
7	4	ASHIGARU Anthony Allen	1	68.4 1200m	0:08.37 Overall	1:21.12 [7] (0:08.37)	1:12.75 [2] (0:10.81)	1:01.94 [2] (0:11.41)	0:50.53 [2] (0:11.65)	0:38.88 [2] (0:12.19)	0:26.69 [4] (0:12.75)	0:38.88	-1

Scratched: Drang A Tang (#5)



Toowoomba QLD Professional
Race 7: SUBZERO AIRCONDITIONING QTIS Three-Year-Old
BENCHMARK 58 Handicap - 1300m
28 October 2023 - 21:11



Track Rating: Good 4, Weather: Fine, Rail Position: +5m Entire

Section				200m				Last 600m	
Field Times				0:12.23 (0:12.23)				0:36.40	
Rank	TAB	Horse/Jockey	Barrier	Top Speed [km/h]	Fastest Section	Margin			Distance Travelled [m]
1	7	TIJUANA TWO STEP Les Tilley	8	68.9 1200m	0:08.74 Overall	0:12.21 [2] (0:12.21)	1:18.40		0:35.72
2	1	BEEBEE DAZZLER Kenji Yoshida	2	67.9 1200m	0:08.51 Overall	0:12.36 [1] (0:12.36)	0.5L		0:36.15 +4
3	2	CONNEWARRE Olivia Webb	3	66.9 1200m	0:08.60 Overall	0:12.70 [5] (0:12.70)	5.5L		0:36.98 +7
4	3	ALL VALOUR Kirk Matheson	6	70.1 1200m	0:08.35 Overall	0:13.40 [3] (0:13.40)	6.8L		0:37.63 +1
5	6	SPEEDY MACHO Karl Zechner	4	68.2 1200m	0:08.83 Overall	0:13.11 [4] (0:13.11)	7.6L		0:37.00 +6
6	8	PELE PRINCESS Georgina Cartwright	5	68.3 1200m	0:08.91 Overall	0:12.78 [6] (0:12.78)	7.7L		0:36.82 +7
7	4	ASHIGARU Anthony Allen	1	68.4 1200m	0:08.37 Overall	0:13.94 [7] (0:13.94)	15.5L		0:38.88 -1

Scratched: Drang A Tang (#5)



Horse/Jockey Name	Tijuana Two Step
Final Rank	1
Fastest Section Time (Section)	0:08.74 (Overall)
Top Speed [km/h] (Section)	68.9 (1200m)
Race State	Finished



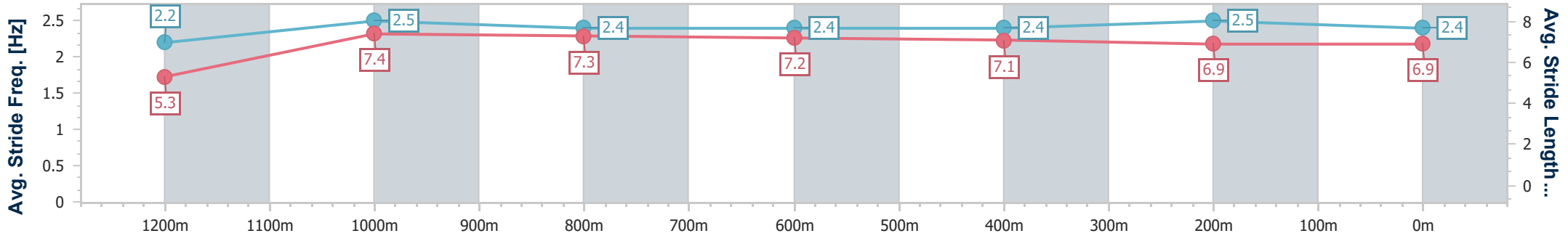
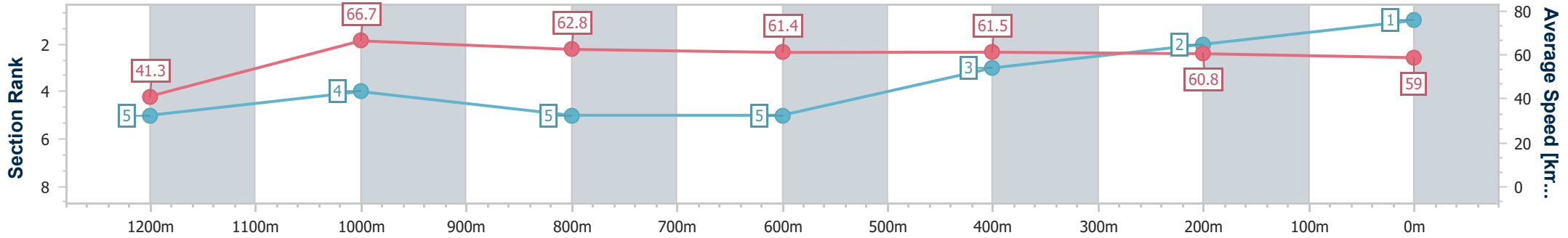
Toowoomba QLD Professional
Race 7: SUBZERO AIRCONDITIONING QTIS Three-Year-Old
BENCHMARK 58 Handicap - 1300m



28 October 2023 - 21:11

Track Rating: Good 4, Weather: Fine, Rail Position: +5m Entire

Section	Overall	1200m	1000m	800m	600m	400m	200m							
Section Times	1:18.40 [1] (0:08.74)	1:09.66 [5] (0:10.77)	0:58.89 [4] (0:11.44)	0:47.45 [5] (0:11.73)	0:35.72 [5] (0:11.67)	0:24.05 [3] (0:11.84)	0:12.21 [2]							
Average Speed [km/h]	41.3	66.7	62.8	61.4	61.5	60.8	59.0							
Top Speed [km/h]	64.0	68.9	64.8	62.8	63.2	61.8	60.6							
Avg. Dist. to Rail [m]	6.8	0.8	0.5	0.5	0.7	0.5	1.7							
Avg. Stride Freq. [Hz]	2.2	2.5	2.4	2.4	2.4	2.5	2.4							
Avg. Stride Length [m]	5.3	7.4	7.3	7.2	7.1	6.9	6.9							



- [] Ranking at each section and finish
- .-.- No data available at this section
- NA No data available



Horse/Jockey Name	Beebee Dazzler
Final Rank	2
Fastest Section Time (Section)	0:08.51 (Overall)
Top Speed [km/h] (Section)	67.9 (1200m)
Race State	Finished



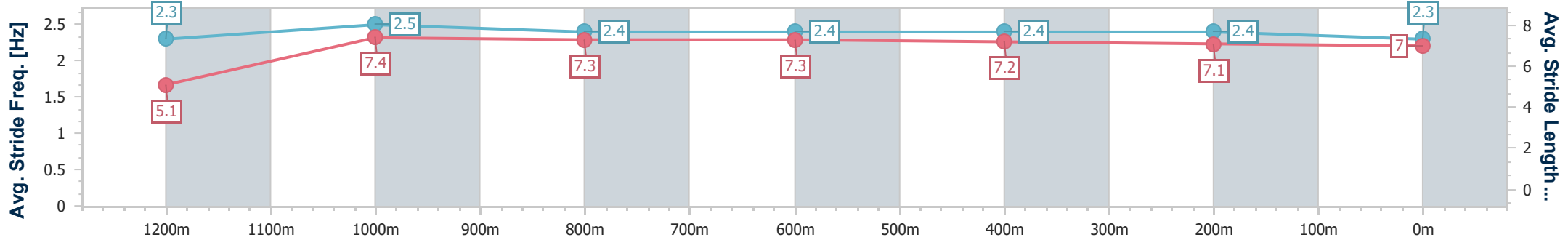
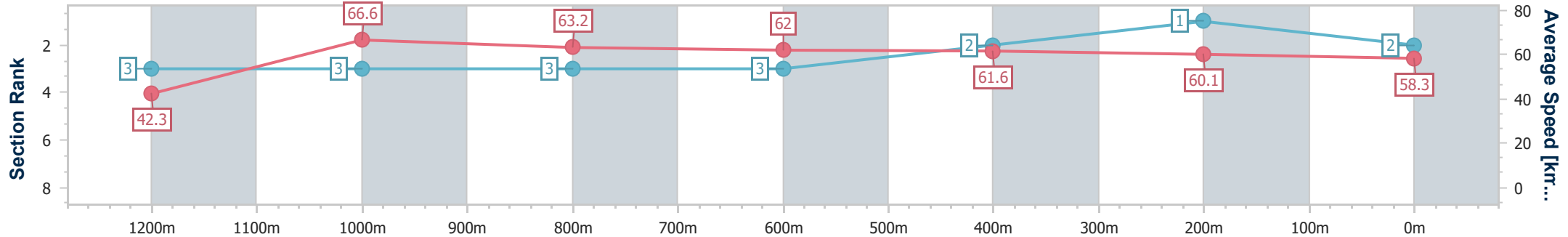
Toowoomba QLD Professional
Race 7: SUBZERO AIRCONDITIONING QTIS Three-Year-Old
BENCHMARK 58 Handicap - 1300m



28 October 2023 - 21:11

Track Rating: Good 4, Weather: Fine, Rail Position: +5m Entire

Section	Overall	1200m	1000m	800m	600m	400m	200m
Section Times	1:18.53 [2] (0:08.51)	1:10.02 [3] (0:10.81)	0:59.21 [3] (0:11.44)	0:47.77 [3] (0:11.62)	0:36.15 [3] (0:11.78)	0:24.37 [2] (0:12.01)	0:12.36 [1] (0:12.36)
Average Speed [km/h]	42.3	66.6	63.2	62.0	61.6	60.1	58.3
Top Speed [km/h]	64.1	67.9	65.1	62.9	62.9	62.0	58.6
Avg. Dist. to Rail [m]	4.4	1.7	1.0	0.3	1.3	0.8	0.7
Avg. Stride Freq. [Hz]	2.3	2.5	2.4	2.4	2.4	2.4	2.3
Avg. Stride Length [m]	5.1	7.4	7.3	7.3	7.2	7.1	7.0



- [] Ranking at each section and finish
- .-.- No data available at this section
- NA No data available



Horse/Jockey Name	Connewarre
Final Rank	3
Fastest Section Time (Section)	0:08.60 (Overall)
Top Speed [km/h] (Section)	66.9 (1200m)
Race State	Finished



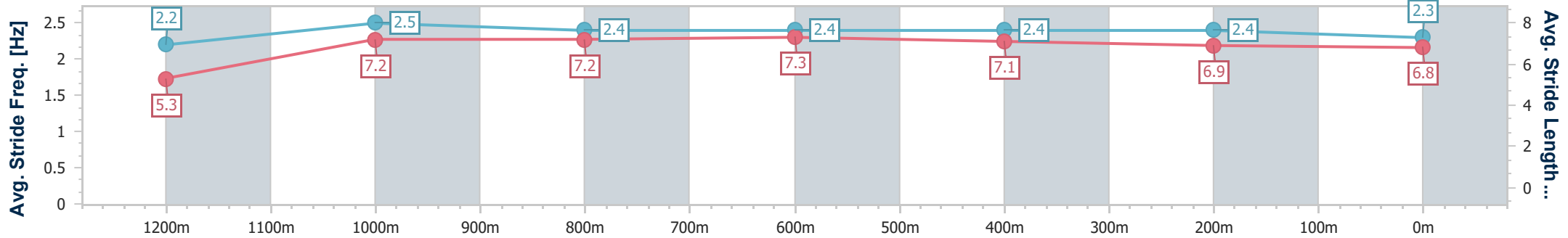
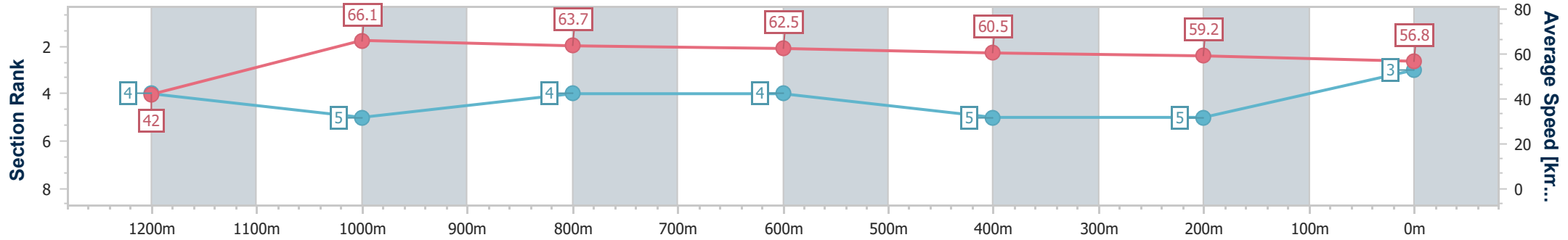
Toowoomba QLD Professional
 Race 7: SUBZERO AIRCONDITIONING QTIS Three-Year-Old
 BENCHMARK 58 Handicap - 1300m



28 October 2023 - 21:11

Track Rating: Good 4, Weather: Fine, Rail Position: +5m Entire

Section	Overall	1200m	1000m	800m	600m	400m	200m
Section Times	1:19.38 [3] (0:08.60)	1:10.78 [4] (0:10.93)	0:59.85 [5] (0:11.33)	0:48.52 [4] (0:11.54)	0:36.98 [4] (0:12.04)	0:24.94 [5] (0:12.24)	0:12.70 [5] (0:12.70)
Average Speed [km/h]	42.0	66.1	63.7	62.5	60.5	59.2	56.8
Top Speed [km/h]	65.9	66.9	65.3	63.1	61.8	61.2	58.7
Avg. Dist. to Rail [m]	6.0	2.9	2.0	0.6	1.9	3.0	2.6
Avg. Stride Freq. [Hz]	2.2	2.5	2.4	2.4	2.4	2.4	2.3
Avg. Stride Length [m]	5.3	7.2	7.2	7.3	7.1	6.9	6.8



- [] Ranking at each section and finish
- .-.- No data available at this section
- NA No data available



Horse/Jockey Name	All Valour
Final Rank	4
Fastest Section Time (Section)	0:08.35 (Overall)
Top Speed [km/h] (Section)	70.1 (1200m)
Race State	Finished



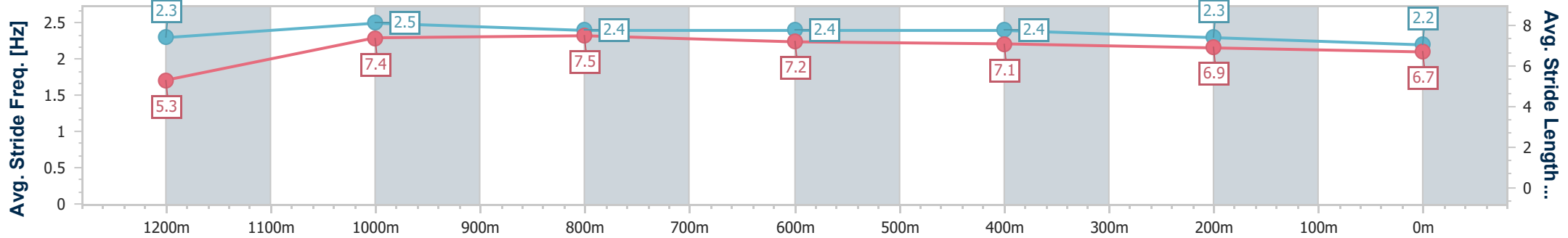
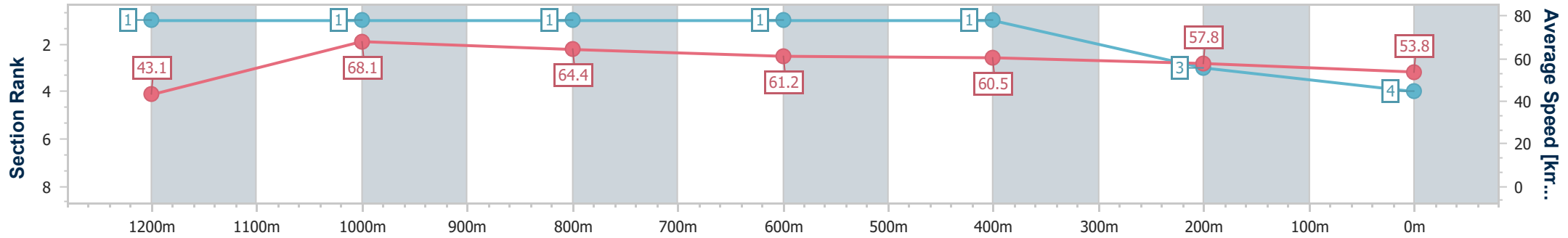
Toowoomba QLD Professional
 Race 7: SUBZERO AIRCONDITIONING QTIS Three-Year-Old
 BENCHMARK 58 Handicap - 1300m



28 October 2023 - 21:11

Track Rating: Good 4, Weather: Fine, Rail Position: +5m Entire

Section	Overall	1200m	1000m	800m	600m	400m	200m
Section Times	1:19.63 [4] (0:08.35)	1:11.28 [1] (0:10.63)	1:00.65 [1] (0:11.22)	0:49.43 [1] (0:11.80)	0:37.63 [1] (0:11.88)	0:25.75 [1] (0:12.35)	0:13.40 [3] (0:13.40)
Average Speed [km/h]	43.1	68.1	64.4	61.2	60.5	57.8	53.8
Top Speed [km/h]	65.5	70.1	67.6	62.3	61.9	59.2	55.4
Avg. Dist. to Rail [m]	8.2	4.5	1.7	1.0	0.7	2.5	1.2
Avg. Stride Freq. [Hz]	2.3	2.5	2.4	2.4	2.4	2.3	2.2
Avg. Stride Length [m]	5.3	7.4	7.5	7.2	7.1	6.9	6.7



- [] Ranking at each section and finish
- .-.- No data available at this section
- NA No data available



Horse/Jockey Name	Speedy Macho
Final Rank	5
Fastest Section Time (Section)	0:08.83 (Overall)
Top Speed [km/h] (Section)	68.2 (1200m)
Race State	Finished



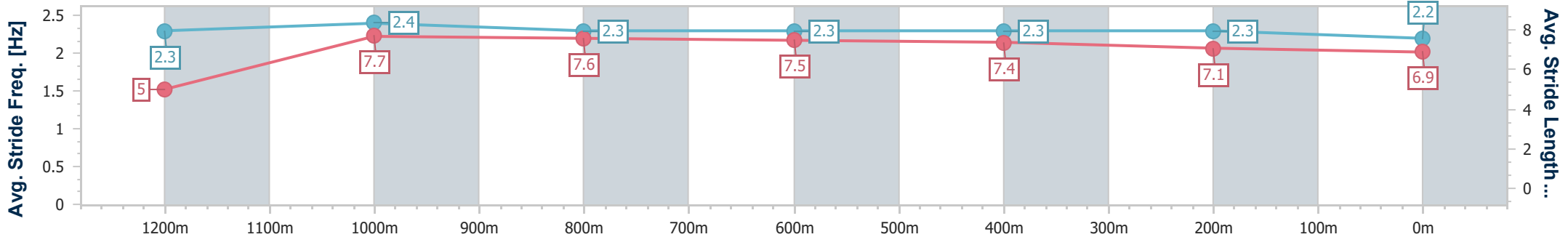
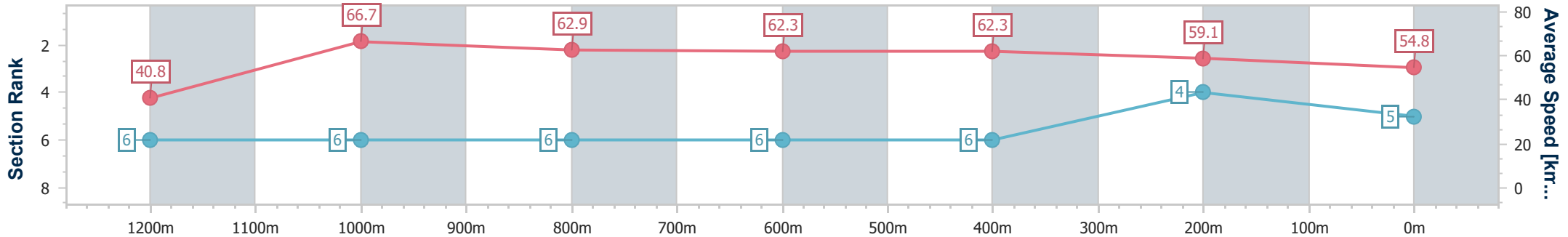
Toowoomba QLD Professional
 Race 7: SUBZERO AIRCONDITIONING QTIS Three-Year-Old
 BENCHMARK 58 Handicap - 1300m



28 October 2023 - 21:11

Track Rating: Good 4, Weather: Fine, Rail Position: +5m Entire

Section	Overall	1200m	1000m	800m	600m	400m	200m
Section Times	1:19.78 [5] (0:08.83)	1:10.95 [6] (0:10.78)	1:00.17 [6] (0:11.50)	0:48.67 [6] (0:11.67)	0:37.00 [6] (0:11.66)	0:25.34 [6] (0:12.23)	0:13.11 [4] (0:13.11)
Average Speed [km/h]	40.8	66.7	62.9	62.3	62.3	59.1	54.8
Top Speed [km/h]	63.8	68.2	65.5	64.2	64.4	60.6	57.1
Avg. Dist. to Rail [m]	3.7	0.4	1.3	2.5	1.7	0.7	0.4
Avg. Stride Freq. [Hz]	2.3	2.4	2.3	2.3	2.3	2.3	2.2
Avg. Stride Length [m]	5.0	7.7	7.6	7.5	7.4	7.1	6.9



- [] Ranking at each section and finish
- .-.- No data available at this section
- NA No data available



Horse/Jockey Name	Pele Princess
Final Rank	6
Fastest Section Time (Section)	0:08.91 (Overall)
Top Speed [km/h] (Section)	68.3 (1200m)
Race State	Finished



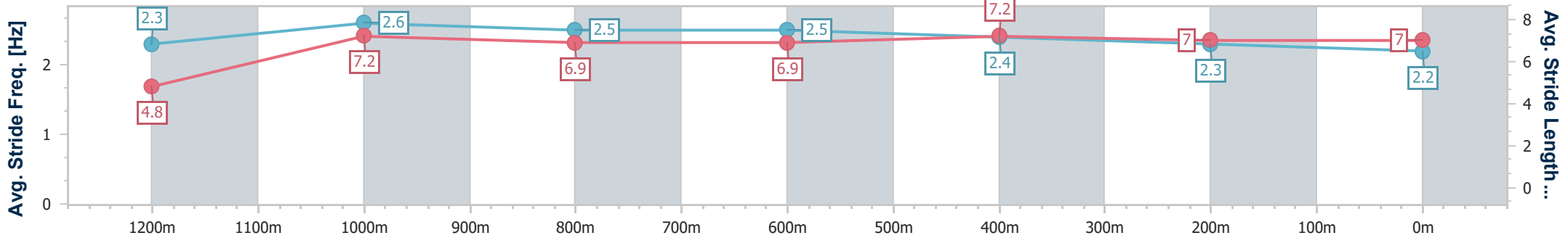
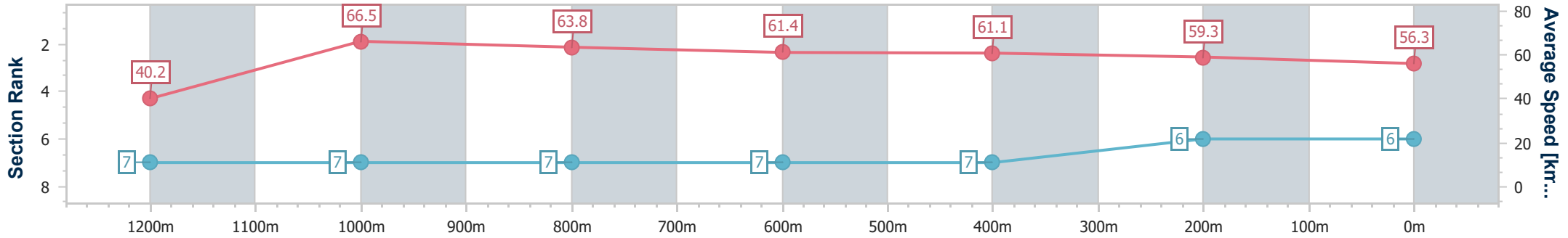
Toowoomba QLD Professional
 Race 7: SUBZERO AIRCONDITIONING QTIS Three-Year-Old
 BENCHMARK 58 Handicap - 1300m



28 October 2023 - 21:11

Track Rating: Good 4, Weather: Fine, Rail Position: +5m Entire

Section	Overall	1200m	1000m	800m	600m	400m	200m
Section Times	1:19.80 [6] (0:08.91)	1:10.89 [7] (0:10.86)	1:00.03 [7] (0:11.37)	0:48.66 [7] (0:11.84)	0:36.82 [7] (0:11.88)	0:24.94 [7] (0:12.16)	0:12.78 [6] (0:12.78)
Average Speed [km/h]	40.2	66.5	63.8	61.4	61.1	59.3	56.3
Top Speed [km/h]	63.6	68.3	67.1	63.1	62.5	60.5	58.3
Avg. Dist. to Rail [m]	4.3	1.7	2.4	3.0	1.4	1.4	0.7
Avg. Stride Freq. [Hz]	2.3	2.6	2.5	2.5	2.4	2.3	2.2
Avg. Stride Length [m]	4.8	7.2	6.9	6.9	7.2	7.0	7.0



- [] Ranking at each section and finish
- .-.- No data available at this section
- NA No data available



Horse/Jockey Name	Ashigaru
Final Rank	7
Fastest Section Time (Section)	0:08.37 (Overall)
Top Speed [km/h] (Section)	68.4 (1200m)
Race State	Finished



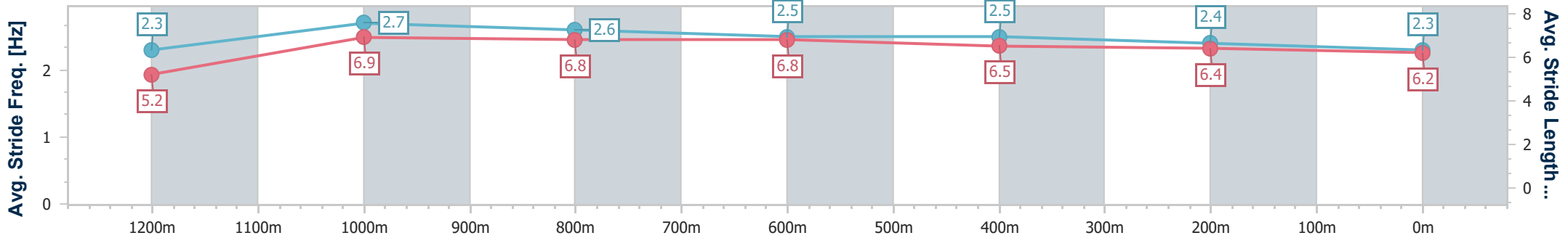
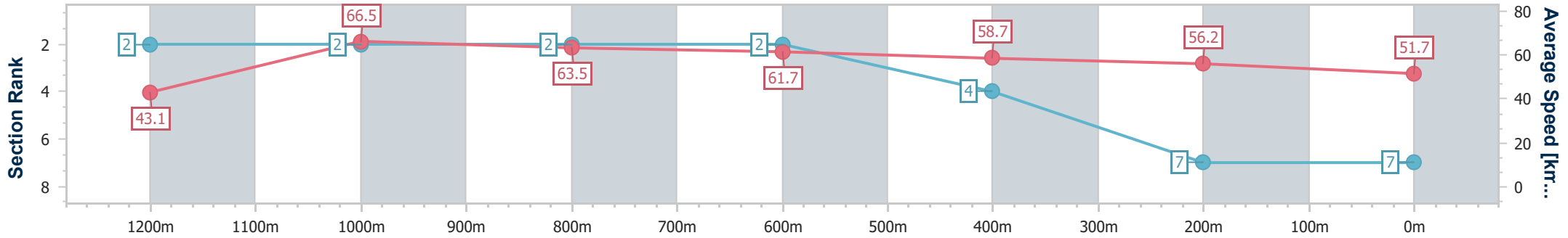
Toowoomba QLD Professional
 Race 7: SUBZERO AIRCONDITIONING QTIS Three-Year-Old
 BENCHMARK 58 Handicap - 1300m



28 October 2023 - 21:11

Track Rating: Good 4, Weather: Fine, Rail Position: +5m Entire

Section	Overall	1200m	1000m	800m	600m	400m	200m
Section Times	1:21.12 [7] (0:08.37)	1:12.75 [2] (0:10.81)	1:01.94 [2] (0:11.41)	0:50.53 [2] (0:11.65)	0:38.88 [2] (0:12.19)	0:26.69 [4] (0:12.75)	0:13.94 [7] (0:13.94)
Average Speed [km/h]	43.1	66.5	63.5	61.7	58.7	56.2	51.7
Top Speed [km/h]	65.4	68.4	66.8	63.3	62.2	58.2	55.0
Avg. Dist. to Rail [m]	3.5	1.0	0.9	0.5	1.1	1.1	0.4
Avg. Stride Freq. [Hz]	2.3	2.7	2.6	2.5	2.5	2.4	2.3
Avg. Stride Length [m]	5.2	6.9	6.8	6.8	6.5	6.4	6.2



- [] Ranking at each section and finish
- .-.- No data available at this section
- NA No data available