



# Toowoomba QLD Professional

## Race 6: ENTERPRISE LEGAL Maiden Handicap - 1625m

28 October 2023 - 20:34



Track Rating: Good 4, Weather: Fine, Rail Position: +5m Entire

Section	Overall	1400m	1200m	1000m	800m	600m	400m	Last 600m						
Field Times	1:41.21 (0:16.32)	1:24.89 (0:11.75)	1:13.14 (0:12.28)	1:00.86 (0:12.06)	0:48.80 (0:12.21)	0:36.59 (0:12.11)	0:24.48 (0:12.24)	0:36.59						
Rank	TAB	Horse/Jockey	Barrier	Top Speed [km/h]	Fastest Section				Distance Travelled [m]					
1	6	MOTION SENSOR Olivia Webb	6	64.1 Overall	0:11.51 1400m	1:41.21 [1] (0:17.04)	1:24.17 [5] (0:11.51)	1:12.66 [4] (0:11.81)	1:00.85 [2] (0:12.16)	0:48.69 [2] (0:12.17)	0:36.52 [2] (0:12.22)	0:24.30 [3] (0:12.07)	0:36.52	
2	7	EDGEWISE Karl Zechner	1	64.1 Overall	0:11.88 1400m	1:41.21 [2] (0:16.50)	1:24.71 [2] (0:11.88)	1:12.83 [2] (0:12.07)	1:00.76 [3] (0:12.19)	0:48.57 [3] (0:12.19)	0:36.38 [3] (0:12.06)	0:24.32 [2] (0:12.08)	0:36.38	-3
3	5	CAPE CRUSADER Nozi Tomizawa	4	63.5 Overall	0:11.75 1400m	1:41.71 [3] (0:16.78)	1:24.93 [3] (0:11.75)	1:13.18 [3] (0:12.15)	1:01.03 [4] (0:12.18)	0:48.85 [4] (0:12.08)	0:36.77 [4] (0:12.11)	0:24.66 [4] (0:12.32)	0:36.77	-1
4	1	AMAZING JOURNEY Anthony Allen	3	65.7 Overall	0:11.75 1400m	1:41.76 [4] (0:16.32)	1:25.44 [1] (0:11.75)	1:13.69 [1] (0:12.28)	1:01.41 [1] (0:12.06)	0:49.35 [1] (0:12.21)	0:37.14 [1] (0:12.11)	0:25.03 [1] (0:12.42)	0:37.14	-10
5	4	LOOSE CHANGE Les Tilley	2	62.8 Overall	0:11.79 1400m	1:42.33 [5] (0:16.90)	1:25.43 [4] (0:11.79)	1:13.64 [5] (0:12.10)	1:01.54 [5] (0:12.25)	0:49.29 [5] (0:12.12)	0:37.17 [5] (0:12.21)	0:24.96 [5] (0:12.27)	0:37.17	-6
6	10	BRAMBLE BAY Montanna Savva	8	65.5 Overall	0:11.61 1400m	1:42.50 [6] (0:17.12)	1:25.38 [6] (0:11.61)	1:13.77 [6] (0:12.24)	1:01.53 [6] (0:12.19)	0:49.34 [6] (0:12.08)	0:37.26 [6] (0:12.34)	0:24.92 [7] (0:12.34)	0:37.26	-1
7	9	BELPHEGOR Wanderson D'Avila	5	64.2 Overall	0:11.52 600m	1:42.72 [7] (0:17.17)	1:25.55 [7] (0:12.60)	1:12.95 [8] (0:12.28)	1:00.67 [8] (0:12.07)	0:48.60 [8] (0:11.85)	0:36.75 [8] (0:11.52)	0:25.23 [6] (0:12.14)	0:36.75	-23
8	2	DIS IS DUKE Georgina Cartwright	7	64.3 Overall	0:11.76 1400m	1:43.07 [8] (0:17.35)	1:25.72 [8] (0:11.76)	1:13.96 [7] (0:12.25)	1:01.71 [7] (0:12.19)	0:49.52 [7] (0:11.83)	0:37.69 [7] (0:12.21)	0:25.48 [8] (0:12.51)	0:37.69	+2

Scratched: Oracle's Drummer (#11), Chicka (#8), Dustyam (#3)

[ ] Ranking at each section and finish  
 -:-:- No data available at this section  
 NA No data available

SCN Saddle cloth number  
 DNF Did not finish  
 DNT Did not track



# Toowoomba QLD Professional

## Race 6: ENTERPRISE LEGAL Maiden Handicap - 1625m

28 October 2023 - 20:34



Track Rating: Good 4, Weather: Fine, Rail Position: +5m Entire

Section							200m			Last 600m
Field Times							0:12.24			0:36.59
						(0:12.24)				
Rank	TAB	Horse/Jockey	Barrier	Top Speed [km/h]	Fastest Section	Margin				Distance Travelled [m]
1	6	<b>MOTION SENSOR</b> Olivia Webb	6	64.1	0:11.51 Overall 1400m	0:12.23 [2] (0:12.23)	1:41.21		0:36.52	
2	7	<b>EDGEWISE</b> Karl Zechner	1	64.1	0:11.88 Overall 1400m	0:12.24 [1] (0:12.24)	0.1L		0:36.38	-3
3	5	<b>CAPE CRUSADER</b> Nozi Tomizawa	4	63.5	0:11.75 Overall 1400m	0:12.34 [4] (0:12.34)	2.9L		0:36.77	-1
4	1	<b>AMAZING JOURNEY</b> Anthony Allen	3	65.7	0:11.75 Overall 1400m	0:12.61 [3] (0:12.61)	3.1L		0:37.14	-10
5	4	<b>LOOSE CHANGE</b> Les Tilley	2	62.8	0:11.79 Overall 1400m	0:12.69 [6] (0:12.69)	6.4L		0:37.17	-6
6	10	<b>BRAMBLE BAY</b> Montanna Savva	8	65.5	0:11.61 Overall 1400m	0:12.58 [7] (0:12.58)	7.4L		0:37.26	-1
7	9	<b>BELPHEGOR</b> Wanderson D'Avila	5	64.2	0:11.52 Overall 600m	0:13.09 [5] (0:13.09)	8.7L		0:36.75	-23
8	2	<b>DIS IS DUKE</b> Georgina Cartwright	7	64.3	0:11.76 Overall 1400m	0:12.97 [8] (0:12.97)	10.7L		0:37.69	+2

Scratched: Oracle's Drummer (#11), Chicka (#8), Dustyam (#3)



Horse/Jockey Name	Motion Sensor
Final Rank	1
Fastest Section Time (Section)	0:11.51 (1400m)
Top Speed [km/h] (Section)	64.1 (Overall)
Race State	Finished



### Toowoomba QLD Professional

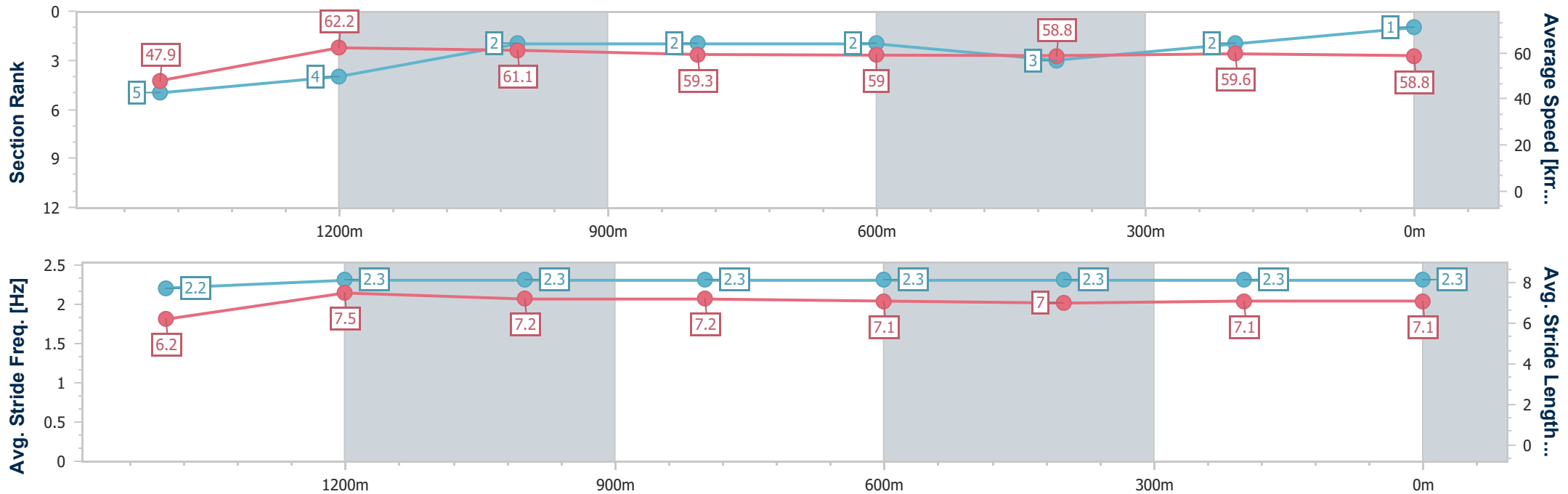
Race 6: ENTERPRISE LEGAL Maiden Handicap - 1625m

28 October 2023 - 20:34



Track Rating: Good 4, Weather: Fine, Rail Position: +5m Entire

Section	Overall	1400m	1200m	1000m	800m	600m	400m	200m
Section Times	1:41.21 [1] (0:17.04)	1:24.17 [5] (0:11.51)	1:12.66 [4] (0:11.81)	1:00.85 [2] (0:12.16)	0:48.69 [2] (0:12.17)	0:36.52 [2] (0:12.22)	0:24.30 [3] (0:12.07)	0:12.23 [2] (0:12.23)
Average Speed [km/h]	47.9	62.2	61.1	59.3	59.0	58.8	59.6	58.8
Top Speed [km/h]	64.1	63.3	62.7	60.4	59.7	59.6	60.4	60.2
Avg. Dist. to Rail [m]	5.8	0.9	0.4	0.6	0.4	0.7	0.1	1.1
Avg. Stride Freq. [Hz]	2.2	2.3	2.3	2.3	2.3	2.3	2.3	2.3
Avg. Stride Length [m]	6.2	7.5	7.2	7.2	7.1	7.0	7.1	7.1



- [ ] Ranking at each section and finish
- .-.- No data available at this section
- NA No data available



Horse/Jockey Name	Edgewise
Final Rank	2
Fastest Section Time (Section)	0:11.88 (1400m)
Top Speed [km/h] (Section)	64.1 (Overall)
Race State	Finished



Toowoomba QLD Professional

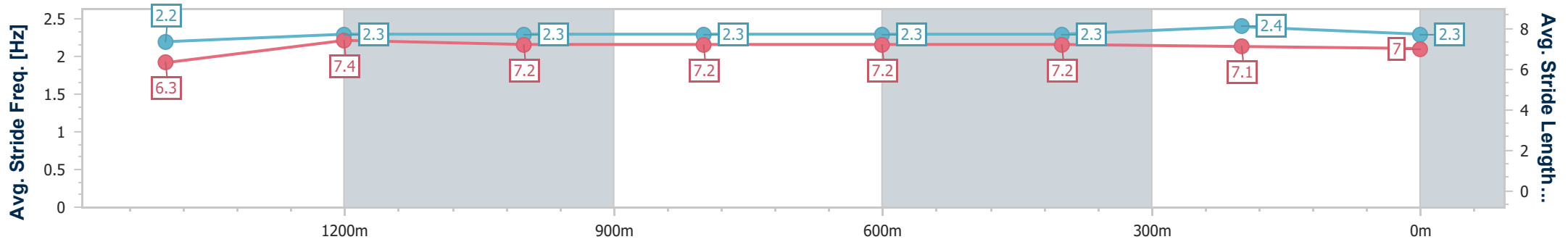
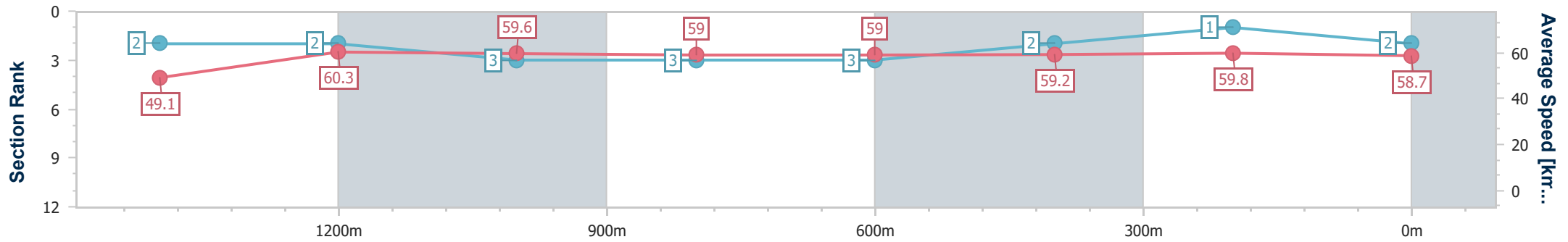
Race 6: ENTERPRISE LEGAL Maiden Handicap - 1625m

28 October 2023 - 20:34



Track Rating: Good 4, Weather: Fine, Rail Position: +5m Entire

Section	Overall	1400m	1200m	1000m	800m	600m	400m	200m
Section Times	1:41.21 [2] (0:16.50)	1:24.71 [2] (0:11.88)	1:12.83 [2] (0:12.07)	1:00.76 [3] (0:12.19)	0:48.57 [3] (0:12.19)	0:36.38 [3] (0:12.06)	0:24.32 [2] (0:12.08)	0:12.24 [1] (0:12.24)
Average Speed [km/h]	49.1	60.3	59.6	59.0	59.0	59.2	59.8	58.7
Top Speed [km/h]	64.1	63.9	61.7	59.8	59.4	60.3	60.5	59.6
Avg. Dist. to Rail [m]	2.6	0.6	0.5	0.8	0.7	0.9	0.6	0.7
Avg. Stride Freq. [Hz]	2.2	2.3	2.3	2.3	2.3	2.3	2.4	2.3
Avg. Stride Length [m]	6.3	7.4	7.2	7.2	7.2	7.2	7.1	7.0



- [ ] Ranking at each section and finish
- .-.- No data available at this section
- NA No data available



Horse/Jockey Name	Cape Crusader
Final Rank	3
Fastest Section Time (Section)	0:11.75 (1400m)
Top Speed [km/h] (Section)	63.5 (Overall)
Race State	Finished



### Toowoomba QLD Professional

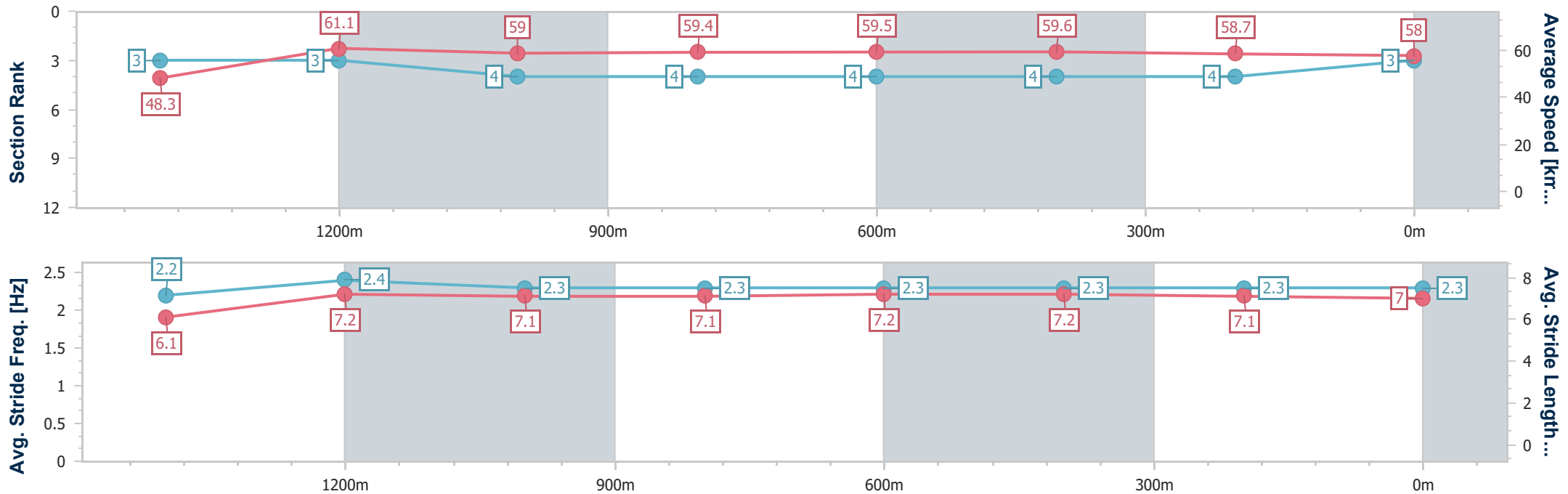
Race 6: ENTERPRISE LEGAL Maiden Handicap - 1625m

28 October 2023 - 20:34



Track Rating: Good 4, Weather: Fine, Rail Position: +5m Entire

Section	Overall	1400m	1200m	1000m	800m	600m	400m	200m
Section Times	1:41.71 [3] (0:16.78)	1:24.93 [3] (0:11.75)	1:13.18 [3] (0:12.15)	1:01.03 [4] (0:12.18)	0:48.85 [4] (0:12.08)	0:36.77 [4] (0:12.11)	0:24.66 [4] (0:12.32)	0:12.34 [4]
Average Speed [km/h]	48.3	61.1	59.0	59.4	59.5	59.6	58.7	58.0
Top Speed [km/h]	63.5	63.1	60.3	61.0	60.6	60.5	59.0	58.6
Avg. Dist. to Rail [m]	3.7	0.7	0.6	0.7	0.4	0.4	0.7	1.1
Avg. Stride Freq. [Hz]	2.2	2.4	2.3	2.3	2.3	2.3	2.3	2.3
Avg. Stride Length [m]	6.1	7.2	7.1	7.1	7.2	7.2	7.1	7.0



- [ ] Ranking at each section and finish
- .-.- No data available at this section
- NA No data available



Horse/Jockey Name	Amazing Journey
Final Rank	4
Fastest Section Time (Section)	0:11.75 (1400m)
Top Speed [km/h] (Section)	65.7 (Overall)
Race State	Finished



Toowoomba QLD Professional

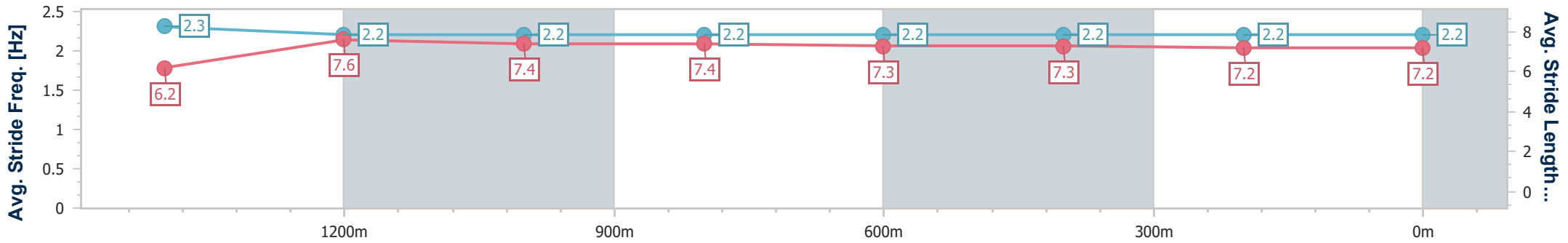
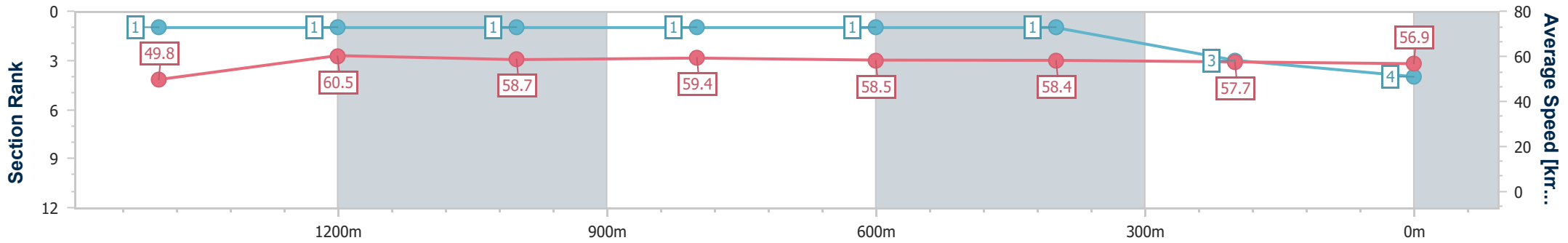
Race 6: ENTERPRISE LEGAL Maiden Handicap - 1625m

28 October 2023 - 20:34



Track Rating: Good 4, Weather: Fine, Rail Position: +5m Entire

Section	Overall	1400m	1200m	1000m	800m	600m	400m	200m
Section Times	1:41.76 [4] (0:16.32)	1:25.44 [1] (0:11.75)	1:13.69 [1] (0:12.28)	1:01.41 [1] (0:12.06)	0:49.35 [1] (0:12.21)	0:37.14 [1] (0:12.11)	0:25.03 [1] (0:12.42)	0:12.61 [3] (0:12.61)
Average Speed [km/h]	49.8	60.5	58.7	59.4	58.5	58.4	57.7	56.9
Top Speed [km/h]	65.7	63.5	59.2	60.6	59.8	59.9	58.1	57.2
Avg. Dist. to Rail [m]	3.4	1.6	1.6	1.2	2.3	2.7	2.4	1.2
Avg. Stride Freq. [Hz]	2.3	2.2	2.2	2.2	2.2	2.2	2.2	2.2
Avg. Stride Length [m]	6.2	7.6	7.4	7.4	7.3	7.3	7.2	7.2



- [ ] Ranking at each section and finish
- .-.- No data available at this section
- NA No data available



Horse/Jockey Name	Loose Change
Final Rank	5
Fastest Section Time (Section)	0:11.79 (1400m)
Top Speed [km/h] (Section)	62.8 (Overall)
Race State	Finished



### Toowoomba QLD Professional

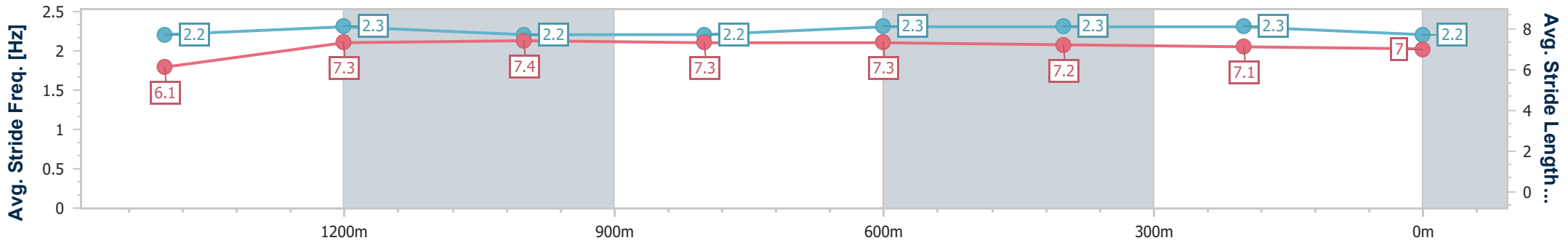
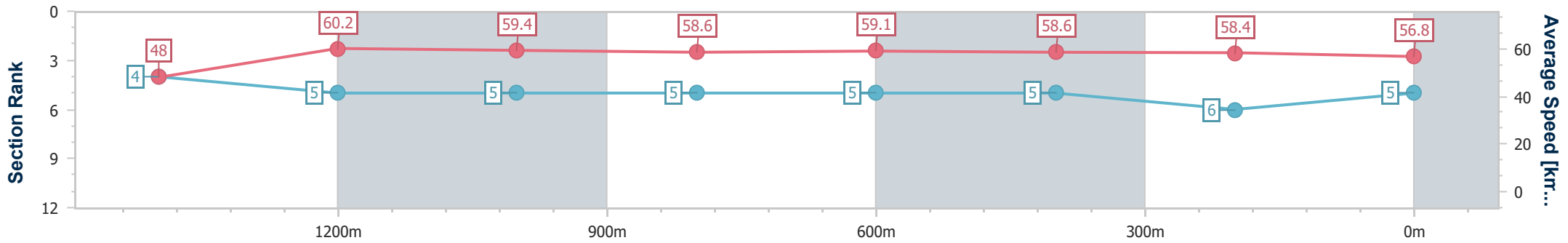
Race 6: ENTERPRISE LEGAL Maiden Handicap - 1625m

28 October 2023 - 20:34



Track Rating: Good 4, Weather: Fine, Rail Position: +5m Entire

Section	Overall	1400m	1200m	1000m	800m	600m	400m	200m					
Section Times	1:42.33 [5] (0:16.90)	1:25.43 [4] (0:11.79)	1:13.64 [5] (0:12.10)	1:01.54 [5] (0:12.25)	0:49.29 [5] (0:12.12)	0:37.17 [5] (0:12.21)	0:24.96 [5] (0:12.27)	0:12.69 [6] (0:12.69)					
Average Speed [km/h]	48.0	60.2	59.4	58.6	59.1	58.6	58.4	56.8					
Top Speed [km/h]	62.8	62.3	60.3	59.5	60.1	59.9	58.9	58.9					
Avg. Dist. to Rail [m]	3.2	2.1	1.7	1.2	1.1	1.2	0.7	0.4					
Avg. Stride Freq. [Hz]	2.2	2.3	2.2	2.2	2.3	2.3	2.3	2.2					
Avg. Stride Length [m]	6.1	7.3	7.4	7.3	7.3	7.2	7.1	7.0					



- [ ] Ranking at each section and finish
- .-.- No data available at this section
- NA No data available



Horse/Jockey Name	Bramble Bay
Final Rank	6
Fastest Section Time (Section)	0:11.61 (1400m)
Top Speed [km/h] (Section)	65.5 (Overall)
Race State	Finished



### Toowoomba QLD Professional

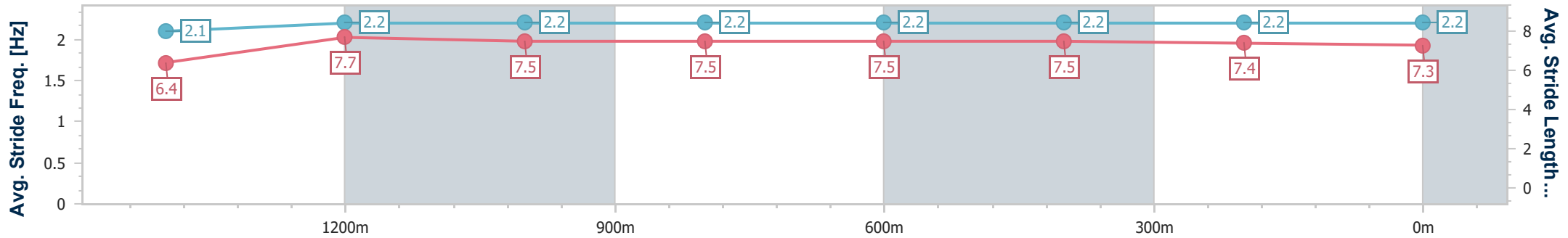
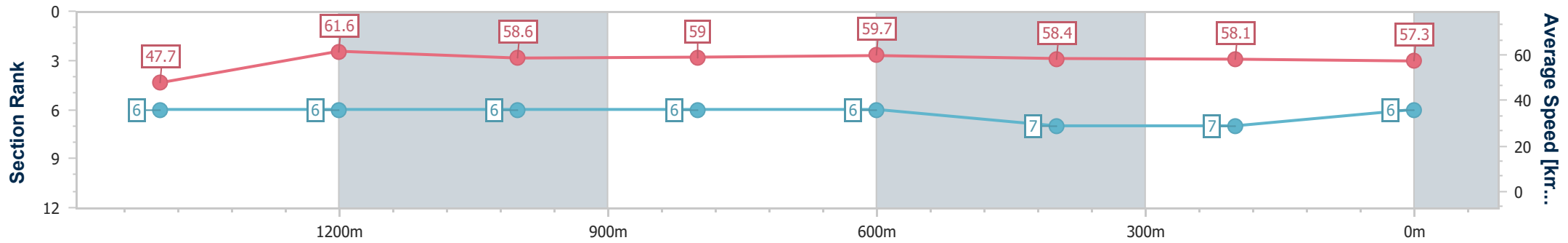
Race 6: ENTERPRISE LEGAL Maiden Handicap - 1625m

28 October 2023 - 20:34



Track Rating: Good 4, Weather: Fine, Rail Position: +5m Entire

Section	Overall	1400m	1200m	1000m	800m	600m	400m	200m
Section Times	1:42.50 [6] (0:17.12)	1:25.38 [6] (0:11.61)	1:13.77 [6] (0:12.24)	1:01.53 [6] (0:12.19)	0:49.34 [6] (0:12.08)	0:37.26 [6] (0:12.34)	0:24.92 [7] (0:12.34)	0:12.58 [7] (0:12.58)
Average Speed [km/h]	47.7	61.6	58.6	59.0	59.7	58.4	58.1	57.3
Top Speed [km/h]	65.5	64.3	59.6	60.5	60.6	59.4	58.8	57.7
Avg. Dist. to Rail [m]	5.7	1.1	0.5	0.7	1.1	0.5	0.9	2.3
Avg. Stride Freq. [Hz]	2.1	2.2	2.2	2.2	2.2	2.2	2.2	2.2
Avg. Stride Length [m]	6.4	7.7	7.5	7.5	7.5	7.5	7.4	7.3



- [ ] Ranking at each section and finish
- .-.- No data available at this section
- NA No data available





Horse/Jockey Name	Belphegor
Final Rank	7
Fastest Section Time (Section)	0:11.52 (600m)
Top Speed [km/h] (Section)	64.2 (Overall)
Race State	Finished



Toowoomba QLD Professional

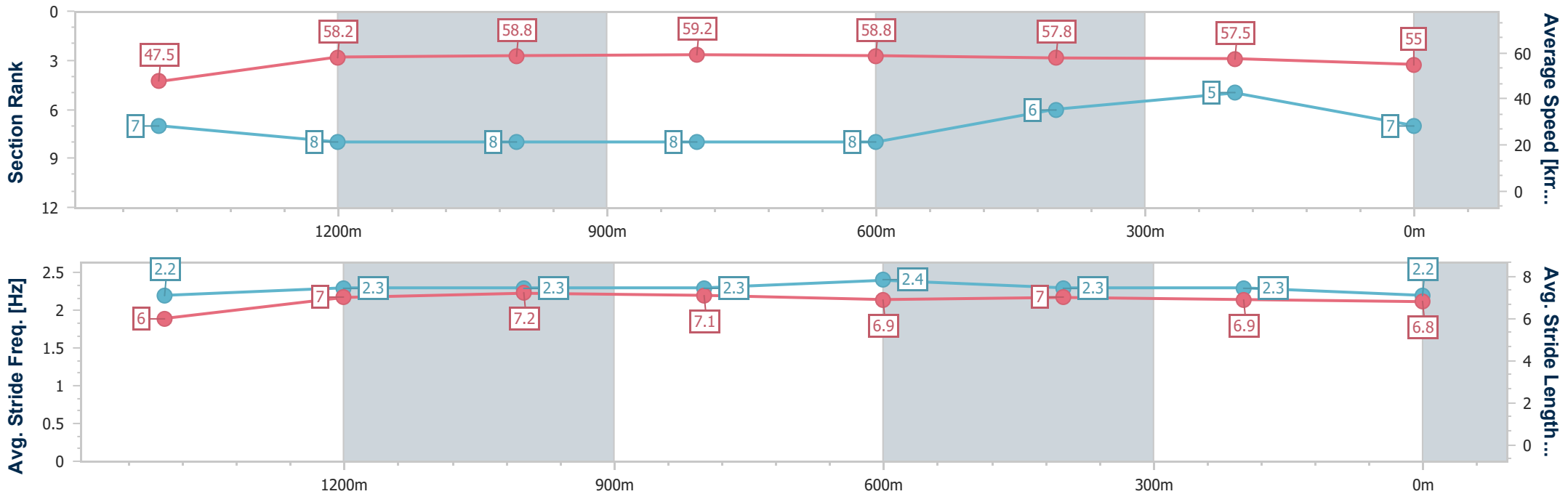
Race 6: ENTERPRISE LEGAL Maiden Handicap - 1625m

28 October 2023 - 20:34



Track Rating: Good 4, Weather: Fine, Rail Position: +5m Entire

Section	Overall	1400m	1200m	1000m	800m	600m	400m	200m
Section Times	1:42.72 [7] (0:17.17)	1:25.55 [7] (0:12.60)	1:12.95 [8] (0:12.28)	1:00.67 [8] (0:12.07)	0:48.60 [8] (0:11.85)	0:36.75 [8] (0:11.52)	0:25.23 [6] (0:12.14)	0:13.09 [5] (0:13.09)
Average Speed [km/h]	47.5	58.2	58.8	59.2	58.8	57.8	57.5	55.0
Top Speed [km/h]	64.2	62.3	60.5	62.2	62.5	59.5	58.7	57.3
Avg. Dist. to Rail [m]	5.6	3.3	3.0	2.7	10.2	13.3	7.9	2.5
Avg. Stride Freq. [Hz]	2.2	2.3	2.3	2.3	2.4	2.3	2.3	2.2
Avg. Stride Length [m]	6.0	7.0	7.2	7.1	6.9	7.0	6.9	6.8



- [ ] Ranking at each section and finish
- .-.- No data available at this section
- NA No data available



Horse/Jockey Name	Dis Is Duke
Final Rank	8
Fastest Section Time (Section)	0:11.76 (1400m)
Top Speed [km/h] (Section)	64.3 (Overall)
Race State	Finished



Toowoomba QLD Professional

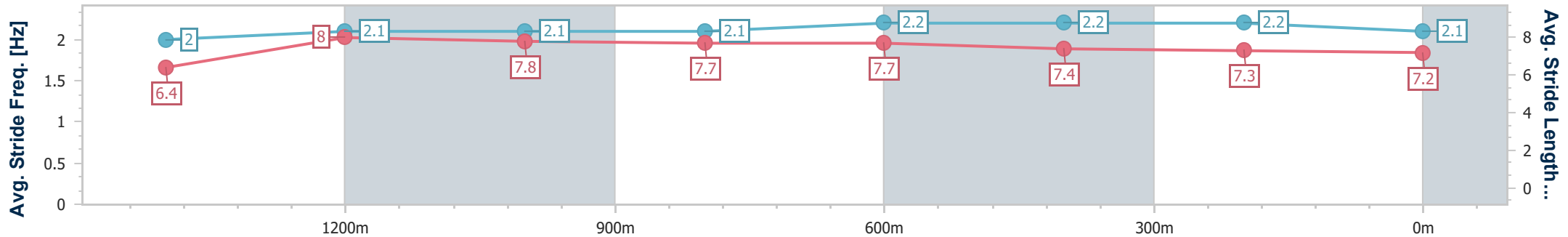
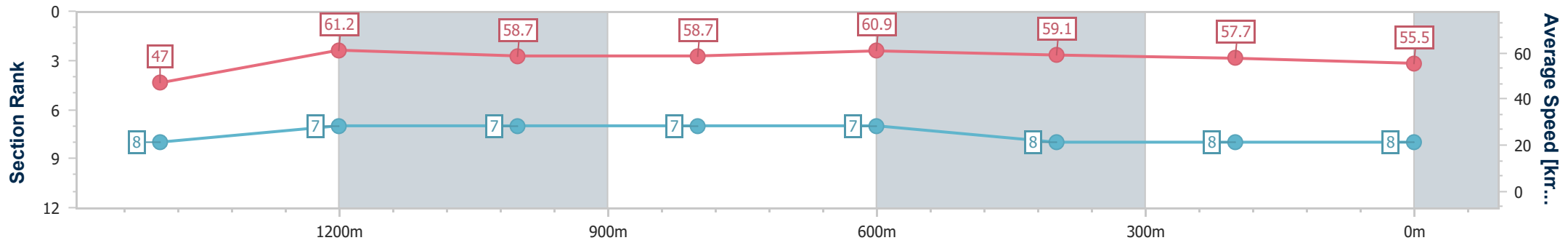
Race 6: ENTERPRISE LEGAL Maiden Handicap - 1625m

28 October 2023 - 20:34

Track Rating: Good 4, Weather: Fine, Rail Position: +5m Entire



Section	Overall	1400m	1200m	1000m	800m	600m	400m	200m
Section Times	1:43.07 [8] (0:17.35)	1:25.72 [8] (0:11.76)	1:13.96 [7] (0:12.25)	1:01.71 [7] (0:12.19)	0:49.52 [7] (0:11.83)	0:37.69 [7] (0:12.21)	0:25.48 [8] (0:12.51)	0:12.97 [8] (0:12.97)
Average Speed [km/h]	47.0	61.2	58.7	58.7	60.9	59.1	57.7	55.5
Top Speed [km/h]	64.3	63.2	59.6	60.8	61.3	60.5	58.6	56.5
Avg. Dist. to Rail [m]	7.2	0.5	1.4	0.6	0.5	0.5	1.7	3.7
Avg. Stride Freq. [Hz]	2.0	2.1	2.1	2.1	2.2	2.2	2.2	2.1
Avg. Stride Length [m]	6.4	8.0	7.8	7.7	7.7	7.4	7.3	7.2



- [ ] Ranking at each section and finish
- .-.- No data available at this section
- NA No data available